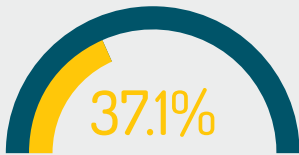




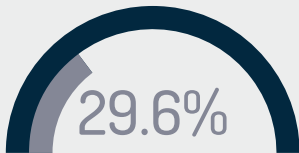
# SHELTER



**PEOPLE IN NEED**  
5.47 M

**PEOPLE TARGETED**  
580.4 K

**PEOPLE REACHED**  
215.5 K



**TOTAL REQUIREMENTS**  
\$ 112.25 M

**BUDGET RECEIVED\***  
\$ 33.19 M

**UNMET\***  
\$ 79.06 M



**REPORTING PARTNERS**

32



**IMPLEMENTING PARTNERS\*\***

79



**DONORS**

7


## POPULATION TARGETED AND REACHED, FINANCIAL REQUIREMENT AND FUNDING



**BRAZIL**

43.4 K PEOPLE TARGETED • \$ 23.71 M TOTAL REQUIREMENTS

47.2 K PEOPLE REACHED • \$ 4.47 M BUDGET RECEIVED



**CHILE**

54.4 K PEOPLE TARGETED • \$ 7.13 M TOTAL REQUIREMENTS

10.3 K PEOPLE REACHED • \$ 957.3 K BUDGET RECEIVED



**COLOMBIA**

303.3 K PEOPLE TARGETED • \$ 33.65 M TOTAL REQUIREMENTS

119.4 K PEOPLE REACHED • \$ 16.98 M BUDGET RECEIVED



**ECUADOR**

235.7 K PEOPLE TARGETED • \$ 18.46 M TOTAL REQUIREMENTS

30.8 K PEOPLE REACHED • \$ 8.20 M BUDGET RECEIVED



**PERU**

59.6 K PEOPLE TARGETED • \$ 11.39 M TOTAL REQUIREMENTS

38.8 K PEOPLE REACHED • \$ 1.92 M BUDGET RECEIVED



**CARIBBEAN**

9.9 K PEOPLE TARGETED • \$ 5.37 M TOTAL REQUIREMENTS

1.1 K PEOPLE REACHED • \$ 164.0 K BUDGET RECEIVED



**CENTRAL AMERICA & MEXICO**

6.2 K PEOPLE TARGETED • \$ 1.45 M TOTAL REQUIREMENTS

2.4 K PEOPLE REACHED • \$ 82.8 K BUDGET RECEIVED



**SOUTHERN CONE**

18.9 K PEOPLE TARGETED • \$ 6.05 M TOTAL REQUIREMENTS

9.5 K PEOPLE REACHED • \$ 359.8 K BUDGET RECEIVED



\* Funding information as reported to the Financial Tracking Service (FTS). This may not accurately represent all funds actually attributed to each sector or country of the RMRP response, as unarmarked funds from donors may not be reported to FTS with a sector or country designation at the time of receipt by RMRP partners. More information about the RMRP 2022 funding [here](#).

\*\* This includes RMRP appealing partners that are also implementing activities, as well as implementing partners that are not appealing partners. For this reason, it is recommended to quote partner figures separately and not sum the number of partners, as this would double-count implementing partners that are also reporting activities.

## SITUATION

In 2022, shelter continued to be among the top three priorities for refugees and migrants from Venezuela in many countries in the region, as outlined in the [RMNA](#). The economic crisis resulting from the lingering COVID-19 pandemic continued to have a direct impact on the income of refugees and migrants from Venezuela and consequently their ability to afford safe and dignified shelter.

Refugees and migrants lacking access to shelter faced heightened protection risks and socio-economic integration challenges. The main shelter challenge identified was linked to payment of rents, which often represents the main household expense and reason for indebtedness. Inability to ensure financial means to cover rent costs risks leading to forced evictions and situations of homelessness.

In-transit and pendular populations, including indigenous peoples, have specific needs for improved emergency and transitional shelter. Specifically, in border areas, refugees and migrants are mainly housed in temporary collective accommodations. Refugees and migrants from Venezuela increasingly resided in high-density settlements, with informal or spontaneous characteristics, and in overcrowded conditions, without access to basic services and infrastructure. These settlements pose significant health and safety risks for refugees and migrants, particularly the most vulnerable.

## RESPONSE

In 2022, shelter activities reached 215,540 refugees and migrants from Venezuela and host community members (37.1 per cent of the target) in 16 countries through the work of 12 appealing organizations and 59 implementing partners. Colombia, Brazil and Peru reported the highest numbers of people assisted with shelter support.

During 2022, Shelter Sector efforts focused on providing temporary and longer-term adequate shelter solutions for refugees and migrants from Venezuela. For this, partners worked on providing access to temporary collective

accommodation, short-term accommodation in hotels, rental subsidies through the delivery of Multipurpose Cash Assistance (MPC) (CVA), and the distribution of household items to improve living conditions both for populations in-transit and in-destination. In total, over 193,000 persons were assisted with shelter and more than 55,000 people received household items.

Settlements interventions in 2022 focused on the construction of community spaces and infrastructure to promote peaceful coexistence and integration between refugees and migrants from Venezuela and the host community.

To inform the shelter responses across the region, a number of tools were developed in collaboration with other sectors: this includes a [Field Handbook for Rental Housing Market Assessment for Latin America and the Caribbean](#), a [Guide to Adequate Housing](#), and a harmonization exercise on essential household items. R4V partners also delivered capacity-building on temporary collective accommodation and site management as part of the ongoing capacity-building strategy aimed to ensure minimum shelter and site management standards are applied across R4V countries.

## LESSONS LEARNED

Amidst new and emerging movement trends, involving hundreds of thousands of refugees and migrants in-transit across the region, providing access to temporary collective accommodations along these routes was a considerable challenge. Accordingly, Shelter Sector partners identified the need to increase the capacities of existing collective shelters, while also consolidating permanent networks of temporary collective accommodations in key strategic areas.

Additionally, refugees and migrants from Venezuela increasingly settled in high-density neighbourhoods with high levels of insecurity (including due to increased incidents of xenophobia and discrimination) and without sufficient access to basic services and infrastructure.