

END OF YEAR 2021

KEY FIGURES



PROTECTION



© R4V / Ilaria Rapido Ragazzino

PEOPLE IN NEED

5.63 M

PEOPLE TARGETED

1.28 M

PEOPLE REACHED

852 K

68 REPORTING PARTNERS

128 IMPLEMENTING PARTNERS

19,437 REPORTED ACTIVITIES

TOTAL FINANCIAL REQUIREMENTS



FUNDED

\$44.2 M
• (31%)

UNMET

\$97.1 M
• (69%)

NUMBER OF ORGANIZATIONS

DONORS 17

FUNDED ORGS. 11

SITUATION

In 2021, despite the extension of border closures and mobility restrictions, refugees and migrants from Venezuela in need of protection and assistance crossed borders both regularly and irregularly, with those in irregular transit particularly exposed to serious protection risks, including trafficking, disappearances, kidnappings, family separation and gender-based violence (GBV). Access to territory was restricted in multiple countries. In some countries, detention, interception at sea and deportation increased, putting in danger the lives of Venezuelan refugees and migrants. In addition, onward movements of Venezuelans from Peru, Ecuador and Colombia towards Mexico and the United States registered [a sharp rise](#).

Venezuelans in an irregular situation were significantly hindered in their access to rights and basic services. Asylum systems continued to be overstretched, with over [721,946](#) pending Venezuelan asylum claims across the region as of June 2021. Multiple governments in the region announced or initiated regularization initiatives to offer alternatives for documentation of the population.

Groups [particularly impacted](#) by protection risks in the region included [indigenous persons](#), youth, evicted persons and sex workers or persons engaged in prostitution. Discrimination and acts of [xenophobic violence](#) were notably detected in 2021.

RESPONSE

Protection activities carried out in all 17 countries of the RMRP in 2021 – which provided assistance to a total of 852,266 refugees and migrants and vulnerable members of host communities – aimed to prevent, mitigate, and address protection risks, and advocate for access to rights and national protection systems for refugees and migrants.

Meanwhile, highlights of the Regional Protection Sector response included: a [report](#) prepared jointly with the Organization of American States (OAS) on the disproportionate impacts of COVID-19 on evicted persons, sex workers or persons in situation of prostitution, and indigenous peoples in Brazil, Colombia, Guyana, Caribbean and Southern Cone; consultations on the situation of indigenous refugees and migrants in Brazil, Colombia, Guyana and Trinidad and Tobago, resulting in recommendations presented at a [High-Level Forum](#) to seven Special Rapporteurs from the Inter-American Commission on Human Rights (IACHR) and the UN; a [data visualization project](#) which highlights the impact of COVID-19 on Venezuelan refugees and migrants who are faced with homelessness and eviction, with results from the [regional survey on evictions](#) and the [toolkit](#) launched in early 2021; and [consultations](#) carried out with national and sub-regional sectors and Venezuelan diaspora-led organizations, in order to feed into the RMRP 2022 process, including consultations with youth, indigenous peoples, LGBTQI+ and people living with HIV.

LESSONS LEARNED

With the continuity of the COVID-19 pandemic, challenges included restrictions on public spaces and limitations on in-person delivery of protection services. In 2022 there will be a focus on strengthening case management procedures, referral mechanisms (including transborder) and protection analysis.

Limited funding affected the overall response, reducing activities such as protection monitoring, services linked to mental health support, legal assistance and representation, amongst others. The Regional Protection Sector in 2022 will explore additional avenues to support partners with fundraising.

PEOPLE REACHED AND DESIGNATED FUNDING BY NATIONAL AND SUB-REGIONAL PLATFORM*


● People reached ● People targeted ● Funded (USD)* ● Unmet (USD)*

BRAZIL



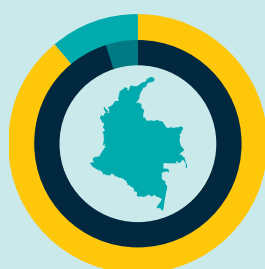
●	152 K	(106%)
●	143 K	(0%)
●	404 K	(5%)
●	8.37 M	(95%)

CHILE



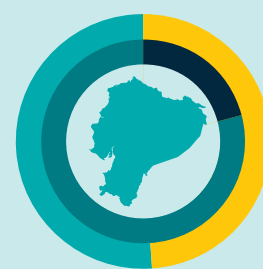
●	49.9 K	(120%)
●	41.7 K	(0%)
●	245 K	(3%)
●	7.70 M	(97%)

COLOMBIA



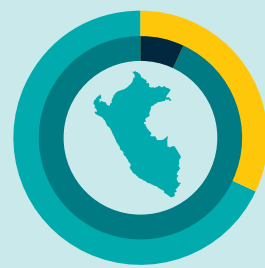
●	410 K	(89%)
●	462 K	(11%)
●	34.6 M	(95%)
●	1.67 M	(5%)

ECUADOR



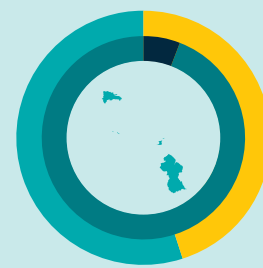
●	130 K	(49%)
●	266 K	(51%)
●	5.51 M	(21%)
●	20.6 M	(79%)

PERU



●	113 K	(32%)
●	361 K	(68%)
●	2.54 M	(7%)
●	36.2 M	(93%)

CARIBBEAN



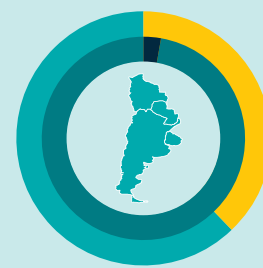
●	47.5 K	(45%)
●	104 K	(55%)
●	588 K	(6%)
●	8.54 M	(94%)

CENTRAL AMERICA & MEXICO



●	12.1 K	(49%)
●	24.6 K	(51%)
●	85.9 K	(2%)
●	4.92 M	(98%)

SOUTHERN CONE



●	14.9 K	(38%)
●	38.9 K	(62%)
●	190 K	(3%)
●	5.82 M	(97%)

* Funding information as reported to the [Financial Tracking Service \(FTS\)](https://fts.org/). This may not accurately represent all funds actually applied to each sector or country of the RMRP response, as unearmarked funds from donors may not be reported to FTS with a sector or country designation at the time of receipt by RMRP partners.