

RMRP 2024 UPDATE

CENTRAL AMERICA & MEXICO COSTA RICA

OVERALL FIGURES



POPULATION PROJECTION (PP)

PROJECTED POPULATION IN-DESTINATION, IN-TRANSIT AND HOST COMMUNITY FOR 2024 IN MEXICO.

506.4 K



PEOPLE IN NEED (PIN)

PEOPLE WHOSE WELLBEING AND DIGNIFIED LIVING STANDARDS ARE THREATENED OR DISRUPTED, AND WHO CANNOT RE-ESTABLISH MINIMAL AND DIGNIFIED LIVING CONDITIONS WITHOUT ADDITIONAL ASSISTANCE.

488.9 K 96.5% OF PP



PEOPLE TARGETED

PROPORTION OF PIN WHOM THE HUMANITARIAN RESPONSE PLAN AIMS TO ASSIST. NORMALLY THIS NUMBER IS SMALLER THAN THE PIN BECAUSE HUMANITARIAN ACTORS MIGHT NOT HAVE THE RESOURCES OR CAPABILITIES TO CATER TO ALL THE PIN.

35.4 K 7.2% OF PIN



VENEZUELAN IN-DESTINATION



31.2 K



22.4 K 72.0% OF PP



3.1 K 14.0% OF PIN



VENEZUELAN AND OTHER NATIONALITIES IN-TRANSIT

472.2 K

464.5 K 98.4% OF PP

31.9 K 6.9% OF PIN



HOST COMMUNITIES

3.1 K

1.9 K 61.9% OF PP

298 15.5% OF PIN



TOTAL REQUIREMENTS

\$12.56 M



RMRP PARTNERS*

7

ORGANIZATION TYPE

International NGO 3

UN Agencies 4



* To be understood as RMRP appealing organizations that submitted activities as part of the RMRP framework.

CONTEXT

The majority of refugees and migrants in Costa Rica are in transit northbound with the U.S. as their intended destination. Most use irregular routes as they cannot meet visa and entry requirements enacted by countries of transit and destination. The end of the COVID-19 pandemic era policy in the U.S. (Title 42) in May 2023 resulted in a temporary decrease in irregular movements northbound due to uncertainty around the impacts of this policy change. However, as of July 2023, northbound movements increased and are expected to continue to be significant in 2024.

More than 520,000 refugees and migrants irregularly crossed the Darien jungle between Colombia and Panama in 2023, including over 1,300 unaccompanied and separated children. This represents more than double the number of crossings in 2022. Over 500 pregnant women also reportedly crossed the Darien jungle in 2023.

On 29 September 2023, the Government of Costa Rica declared a state of emergency in response to the unprecedented movements of refugees and migrants transiting through its country. Subsequently, on 10 October 2023, the governments of Panama and Costa Rica agreed to allow private bus companies to transport refugees and migrants from temporary reception stations in the Darien (Panama) to the South migration station (EMISUR, by its acronym in Spanish) in Paso Canoas. In December 2023, Costa Rica took over the Pro Tempore Presidency of the Quito Process – a government-led coordination body with the objective of coordinating a regional response to mixed movements among governments in the Latin America and Caribbean region.

With regard to Venezuelans in-destination, as of July 2023, Costa Rica hosts 29,400 refugees and migrants from Venezuela. The R4V estimates this number to reach 31,200 by the end of 2024. In December 2022, the Government of Costa Rica announced significant changes to the asylum process, including increased restrictions for asylum applicants to work in the country, impacting their ability to meet their basic needs. Meanwhile, in March 2023, the government launched a new two-year, renewable special temporary category for those who have either been denied asylum or had a pending asylum application as of September 2022 (as of December 2022, there were over 20,000 pending or denied asylum applications from Venezuelans in Costa Rica). As of early February 2024, 8,100 people (37 per cent of whom are Venezuelans) had been approved for the new special temporary category. The application period for this category ended on 29 February 2024, and there has been no announcement as of March 2024 of its potential extension. While these measures will facilitate greater access to regular status for some refugees and migrants from Venezuela, those who have arrived more recently – and new arrivals in 2024 – will not have access to these temporary protection measures.

RESPONSE

The greatest needs identified through the RMNA 2023 in Costa Rica for refugees and migrants in transit include food security, shelter, and WASH. Top needs for those in-destination include health, integration, and shelter. R4V partners in Costa Rica, including two new partners, amended and proposed new activities for 2024 to adapt to the changing context and needs, including the increasing number of people in-transit. New activities have been added in most sectors, the majority being in GBV, integration, protection (general), health, and shelter. Financial requirements for 2024 have been adjusted to take into account inflation and other increased costs, the current value of local currencies against the U.S. dollar, and to more accurately reflect financial requirements to carry out the proposed activities.

To respond to the needs of those in-transit, R4V partners in Costa Rica will:

- Share timely and relevant information and provide referrals through various means to increase awareness of regular pathways, risks, such as trafficking and exploitation, and protection services available, including for victims of trafficking and GBV.
- Help improve infrastructure and expand shelter capacities and overall conditions.
- Continue to provide life-saving services such as access to healthcare, water, sanitation and hygiene (WASH), including through hygiene kits distributed directly to populations on the move along transit routes and to those in shelters.

To respond to the needs of Venezuelan refugees and migrants in-destination, partners will:

- Provide information and facilitate legal assistance to refugees and migrants on accessing regular status, including asylum procedures, as well as on protection risks and services available, including for victims of trafficking and survivors of gender-based violence.
- Assist refugees and migrants to secure dignified employment opportunities. New activities have been proposed to provide vocational training and to support entrepreneurship and empowerment, with a particular focus on women.
- R4V partners will also help refugees and migrants revalidate their degrees, professional credentials and certificates. They will carry out anti-xenophobia and community-building initiatives to facilitate social integration.
- Provide food vouchers and multi-purpose cash (MPC) to help refugees and migrants meet their basic needs, including food and shelter.
- Support access to healthcare, including mental health and psychosocial support, medical consultations, and medications.

All activities proposed by partners for 2024 in Costa Rica can be found here: https://www.r4v.info/en/activity_explorer

NUMBER OF ORGANIZATIONS AND FINANCIAL REQUIREMENTS BY ORGANIZATION TYPE

	TOTAL	INTERNATIONAL NGOs	NATIONAL NGOs / CSOs ¹	UN AGENCIES	OTHERS ²
FINANCIAL REQUIREMENTS	\$12.56 M	\$0.36 M (2.9%)	\$0.0 (10.2%)	\$12.20 M (97.1%)	\$0.0 (0.0%)
ORGANIZATIONS	7	3 (36.4%)	0 (36.4%)	4 (27.3%)	0 (0.0%)




















¹ Civil Society Organizations.

² Others include the Red Cross Movement, academia and faith-based organizations.

The list of organizations only includes appealing organizations under the RMRP, many of which collaborate with implementing partners to carry out RMRP activities.

PEOPLE IN NEED, TARGET, AND FINANCIAL REQUIREMENTS BY SECTOR

 People in Need (PiN)
  PiN Percentage
  People Targeted
  Target Percentage of PiN
  Total Requirements

SECTOR*									
	Venezuelans in-destination	Venezuelans and others in-transit	Venezuelans in-destination	Venezuelans and others in-transit	Venezuelans in-destination	Venezuelans and others in-transit	Venezuelans in-destination	Venezuelans and others in-transit	
 EDUCATION	1.1 K	99.2 K	3.6%	21.0%	500	7.0 K	44.2%	7.1%	\$267.5 K
 FOOD SECURITY	15.0 K	321.1 K	48.0%	68.0%	1.0 K	4.0 K	6.7%	1.2%	\$420.0 K
 HEALTH	22.4 K	212.5 K	72.0%	45.0%	2.5 K	26.3 K	11.1%	12.4%	\$2.35 M
 HUMANITARIAN TRANSPORTATION	16.8 K	458.0 K	54.0%	97.0%	100	400	0.6%	0.1%	\$45.0 K
 INTEGRATION	16.4 K	0	52.6%	0.0%	1.0 K	0	6.1%	0.0%	\$2.34 M
 NUTRITION	1.8 K	55.3 K	5.7%	11.7%	0	0	0.0%	0.0%	\$0.0
 PROTECTION***	15.9 K	231.4 K	51.0%	49.0%	2.7 K	1.2 K	17.2%	0.5%	\$1.86 M
 CHILD PROTECTION	1.3 K	18.8 K	4.2%	19.0%	500	5.0 K	38.2%	26.5%	\$455.0 K
 GENDER-BASED VIOLENCE (GBV)	3.7 K	217.2 K	12.0%	46.0%	300	800	8.0%	0.4%	\$618.6 K
 HUMAN TRAFFICKING & SMUGGLING	6.9 K	118.0 K	22.0%	25.0%	0	0	0.0%	0.0%	\$49.0 K
 SHELTER	15.6 K	245.5 K	50.0%	52.0%	450	3.0 K	2.9%	1.2%	\$1.29 M
 WASH	7.2 K	245.5 K	23.0%	52.0%	1.0 K	12.0 K	14.0%	4.9%	\$788.2 K
 MULTIPURPOSE CASH ASSISTANCE					2.6 K	0			\$1.38 M
 COMMON SERVICES****	-	-	-	-	-	-	-	-	\$693.2 K

* While not being Sectors, data for Multipurpose Cash and for Common Services is included to inform on the overall targets and distribution of financial requirements in the RMRP 2024 update.

** The PiN calculations for some sectors (namely, Nutrition and Education, as well as Child Protection and GBV sub-sectors) are based on specific age and gender groups, resulting in a low PiN percentage as a proportion of the total population.

*** This includes Support Spaces.

**** This includes AAP-CwC, Communication, Coordination, Information Management, PSEA, and Reporting.

SUB-REGIONAL PLATFORM COORDINATORS

Janine Hutchison jhutchison@iom.int

Marketa Jerabek jerabek@unhcr.org

NATIONAL PLATFORM COORDINATORS

Shirley Montealegre smontealegre@iom.int

Gabriela Rodriguez rodrigu@unhcr.org