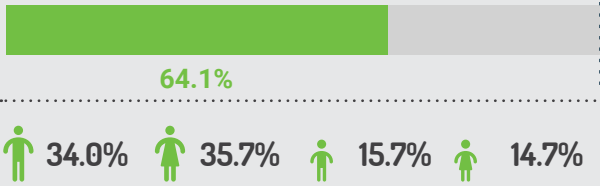


REGION AT A GLANCE

©IOM / Ramiro Aguilar

PERCENTAGE OF PEOPLE REACHED



PEOPLE IN NEED (PIN)

9.25 M



PEOPLE TARGETED


3.41 M



PEOPLE REACHED*

2.18 M

PERCENTAGE OF BUDGET RECEIVED



TOTAL REQUIREMENTS

\$1.72 B



BUDGET RECEIVED**

\$387.20 M



UNMET

\$1.33 B



REPORTING PARTNERS 132



IMPLEMENTING PARTNERS*** 408

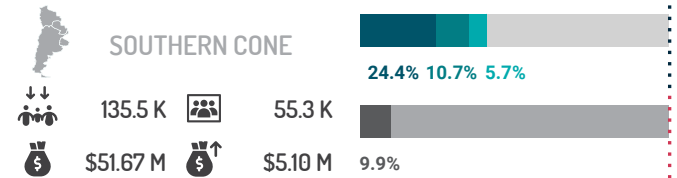
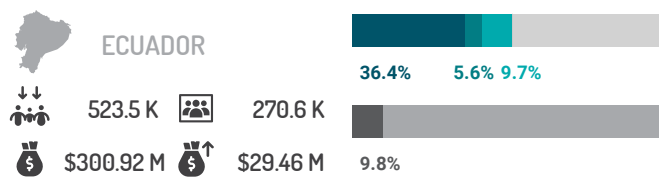
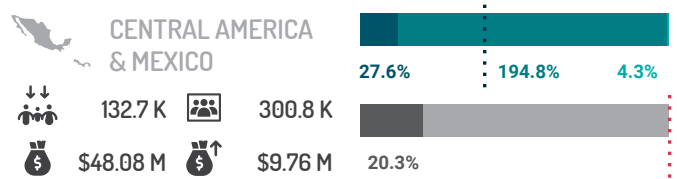
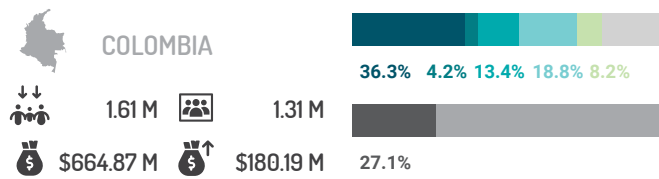
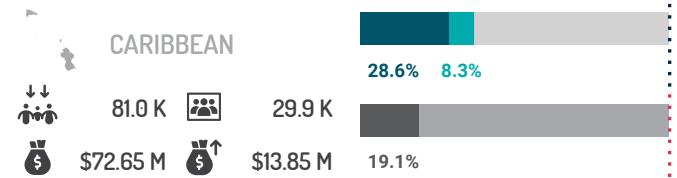
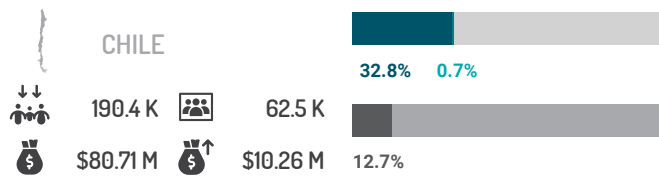
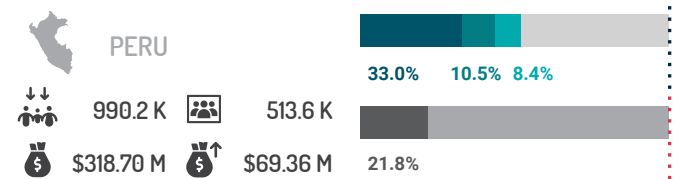
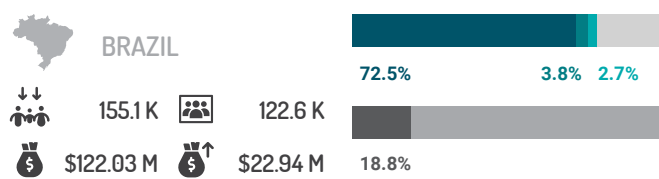
(INCLUDING 43 REFUGEE AND MIGRANT-LED ORGANIZATIONS)



DONORS 52

PEOPLE REACHED AND FUNDING BY NATIONAL AND SUB-REGIONAL PLATFORM

● In-destination ● In-transit ● Affected host communities ● Pendular ● Colombian returnees ● Budget received



* The above regional-level data on people reached with assistance under the RMRP 2023 does not include assistance provided to refugees and migrants in-transit. While assistance under the RMRP was provided to refugees and migrants in-transit (in Brazil and Mexico, primarily to Venezuelan nationals, in the other countries, refugees and migrants of all nationalities in-transit), given that in-transit populations by their very nature pass through multiple countries, they may be assisted in more than one country. This would mean that the regional total for in-transit people reached with assistance would include significant duplications. In order to avoid such duplications, information for the in-transit population assisted is included at the country levels and should be referred to distinctly from the in-destination population (as is also done for the corresponding PINs and targets).

** Funding information as reported to the Financial Tracking Service (FTS) as of 1 April 2024. This data is based on partners' voluntary reporting of contributions and may not accurately

represent all funds attributed to the RMRP response. Unmarked funds from donors may also not be reported to FTS with a sector or country designation at the time of receipt by RMRP partners.

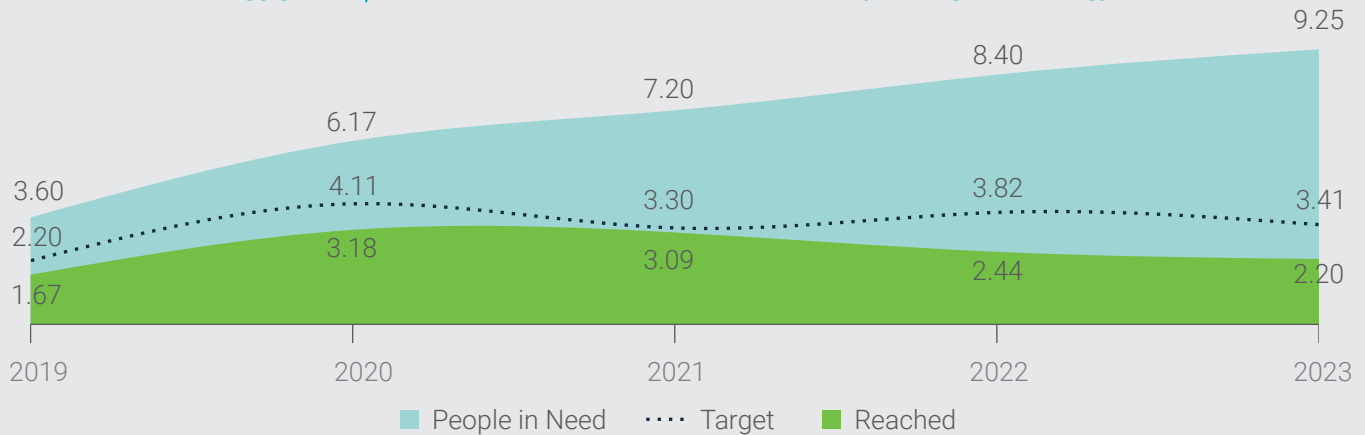
Funds reported for activities implemented at a regional, sub-regional, or multi-country level (amounting to USD 46.3 M) are not reflected in the above infographic disaggregated by national and sub-regional platforms. For more information about the funding of the RMRP please refer to this [link](#).

The full End-Year Report for 2023 is available at rmp.r4v.info/eyr2023.

*** This includes RMRP appealing partners that are also implementing activities, as well as implementing partners that are not appealing partners. For this reason, it is recommended to quote partner figures separately and not sum the number of partners, as this would double-count implementing partners that are also reporting activities.

REGION OVERVIEW

PEOPLE IN NEED OF ASSISTANCE, TARGETED AND REACHED UNDER THE RMRP (FIGURES IN MILLIONS)



In 2023, R4V partners reached some 2.18 million people, including refugees, migrants and affected host community members, with some form of assistance under the Regional Refugee and Migrant Response Plan (RMRP). This achievement was accomplished through the collaboration of 132 partner organizations and 408 implementing partners, representing UN agencies, NGOs, international financial institutions, academia and civil society organizations operating across 17 countries in Latin America and the Caribbean (LAC). Among them were 43 Venezuelan refugee- and migrant-led organizations. Overall, the number of refugee- and migrant-led organizations participating in the R4V response as appealing partners, rose from 46 in the RMRP 2023 to 65 in the RMRP 2024 Update.

Five years since the initial Response Plan for Refugees and Migrants from Venezuela in 2019, 7.7 million refugees and migrants from Venezuela are outside their country of origin, with an estimated 6.5 million in the LAC region. As emphasized in the Refugee and Migrant Needs Analysis (RMNA) 2023, 4.42 million Venezuelans in-destination still encounter difficulties accessing basic needs, protection and integration in their host countries. Partners therefore prioritized multisectoral assistance under a humanitarian-development nexus approach, to address both the immediate and longer-term needs of refugee and migrant populations, whether they were, in-transit or in-destination.

Despite the vast majority of refugees and migrants in the region being in a relatively stable situation within a host country, 2023 also saw an unprecedented surge in irregular and multidirectional transit and onward movements, with more refugees and migrants embarking on dangerous journeys to reach new destinations in order to find more sustainable integration solutions. In response to this, assistance provided to those in-transit by R4V partners doubled in comparison to the previous year. This was most notable in Panama, where the number of refugees and migrants (from various nationalities) in-transit reached with some form

of assistance multiplied 20-fold from 12,876 in 2022 to 258,426 in 2023. Reflective of the identified priority needs of in-transit populations in the Central America and Mexico sub-region, R4V partners prioritized in-kind food assistance, WASH and health services.

To address barriers to refugee and migrant children accessing and remaining in schools, **Education** Sector partners supported their enrolment in schools, provided school supplies and kits as well as uniforms, and provided financial support, including cash and voucher assistance (CVA). In total, some 202K people were reached with some form of education support.

In 2023, **Food Security** partners reached 1.24M people, marking the highest number of people reached among all sectors. The response prioritized immediate food assistance for highly vulnerable refugees, migrants and affected host communities. While most of the activities were aimed at populations in-destination, the growing needs of refugees and migrants in-transit led to a greater emphasis on in-kind food assistance to those engaging in onward movements.

Health Sector partners supported access to essential healthcare services, reaching a total of 707.6K refugees, migrants and affected host community members. In addition to primary health services, assistance included mental health and psychosocial support services (MHPSS), as well as sexual and reproductive health (SRH) services. Additionally, partners contributed to strengthening public health systems by supporting regular vaccination campaigns and the provision of medical equipment and diagnostic laboratory testing materials to national healthcare facilities.

To support safe and dignified access to a range of services, such as healthcare, legal assistance or education, the **Humanitarian Transportation** Sector provided local transportation to such essential services within urban areas for the most vulnerable

refugees and migrants who lacked sufficient income. Partners also supported some instances of longer-distance transportation, where the requisite criteria were met. In total, 95.1K people were reached in 2023.

With the overall objective to stabilize and support the local integration of refugees and migrants in their host communities through improved access to income-generation opportunities, the **Integration** Sector reached 230.8K people with direct support relating to vocational and language training, entrepreneurship support and skills recognition. To strengthen social cohesion between refugees and migrants and host communities, socio-cultural events and other related activities were organized.

To enhance access to nutrition services, **Nutrition** Sector partners identified and responded to urgent nutrition needs of vulnerable populations. Direct assistance, such as micronutrition supplementation was provided for pregnant and lactating women as well children under 5 years of age. Partners also provided counselling on nutrition as well as infant and young child feeding for pregnant and lactating women and primary caregivers to children under 2 years of age respectively. In total, the Nutrition Sector reached 68.9K people.

Protection Sector partners reached 985.K people with specialized protection assistance in 2023. To promote effective access to asylum procedures, regularization and regular stay initiatives, partners provided technical assistance to governments and direct support to refugees and migrants, including legal assistance and information on procedures. Partners in the Sub-sectors of **Child Protection, Gender-Based Violence (GBV)** and **Human Trafficking and Smuggling** concentrated on delivering specialized protection assistance services and strengthening response capacities, including through training of partners and supporting of relevant authorities in the respective thematic areas.

To respond to immediate shelter needs, the **Shelter** Sector facilitated access to both short-term and long-term accommodation, reaching 240.9K refugees and migrants. The assistance primarily encompassed rental support and/or access to temporary accommodations, such as hostels. Additionally, the Sector advocated for access to adequate housing for refugees and migrants by updating and adapting of tools to remain fit for purpose.

The **WASH** Sector facilitated access to water, sanitation and hygiene services at key convergence points for both refugees and migrants in-transit and in-destination, benefiting a total of 299.3K people. WASH partners also constructed and improved sanitation facilities in schools, healthcare centres, shelters and settlements to uphold minimum WASH standards.

The overall response in 2023 was 30% implemented through **cash and voucher assistance**, a decrease from the 40% CVA in 2022.

In addition, more than 257K refugees, migrants and affected host community members received multi-purpose cash assistance, enabling them to address basic needs and services while maintaining flexibility and promoting autonomy to prioritize their needs.



















































Various cross-cutting themes and priorities were integrated across the response. The **PSEA Community of Practice** supported partners in adopting robust PSEA measures in the response, including through the consolidation of a network of Platform focal points responsible for promoting collective PSEA measures within their respective Platforms. To strengthen Accountability to Affected Populations (AAP) and Communication with Communities (CwC) efforts under the R4V Platform, the **AAP/CwC** Working Group pursued capacity building to provide skills and knowledge to partners on the effective engagement with affected populations and how to integrate AAP principles into response activities. Together with the Protection and Humanitarian Transportation Sectors, regional key messages were developed to support consistent messaging and provide information on the risks of engaging in irregular routes and accurate guidance on regular pathways, including existing entry requirements.

In addition to the R4V Platform's main flagship initiatives, such as the [RMNA 2023](#) and the [RMRP 2024 Update](#), the Platform teams ensured consistent and systematic monitoring and reporting of the response throughout the year. This involved the regular generation of reports on contextual updates, including on changes in population movements and developments affecting refugees and migrants across the region (for example, the quarterly [Movements Reports](#)). Data on people reached and funding received under the RMRP were visualised in the user-friendly [Monitoring Dashboard](#) and [Funding Dashboard](#), with options to filter data by sector and/or country. All R4V reporting and information products are available on [R4V.info](#) and shared via other platforms, such as [X](#) and [YouTube](#).

The RMRP 2023 benefitted from **USD 387.20M** in financial support, representing **22.6%** of the total requirements (USD 1.72B) of the plan. This is a significant decrease from recent years' response plans, representing almost 50% less than the RMRP 2022 (USD 667 million).

Despite facing funding constraints, R4V partners successfully provided assistance to over 2.18 million of the most vulnerable refugees and migrants and members of affected host communities, complementing the support of the host governments in the region, the primary responders. This achievement was made possible through the support of host and donor governments, the appealing organizations involved in the response, and the resilience and cooperation of refugees and migrants themselves. **Thank you. Gracias.**

PEOPLE TARGETED AND REACHED, FINANCIAL REQUIREMENTS* AND FUNDING RECEIVED

											
 EDUCATION	715.4 K	202.0 K	28.2%		\$112.57 M	\$20.87 M	18.5%		42	72	16
 FOOD SECURITY	1.56 M	1.24 M	79.7%		\$242.40 M	\$103.71 M	42.8%		49	114	12
 HEALTH	1.96 M	707.6 K	36.1%		\$188.13 M	\$31.62 M	16.8%		65	176	19
 HUMANITARIAN TRANSPORTATION	158.7 K	95.1 K	59.9%		\$25.40 M	\$4.84 M	19.1%		13	22	4
 INTEGRATION	992.4 K	230.8 K	23.3%		\$321.61 M	\$45.85 M	14.3%		69	163	17
 NUTRITION	200.9 K	68.9 K	34.3%		\$13.84 M	\$4.75 M	34.3%		23	29	6
 PROTECTION	1.88 M	985.7 K	52.5%		\$225.99 M	\$48.95 M	21.7%		83	171	17
 CHILD PROTECTION	282.5 K	105.8 K	37.4%		\$75.66 M	\$21.59 M	28.5%		32	76	10
 GENDER-BASED VIOLENCE (GBV)	430.2 K	138.1 K	32.1%		\$62.85 M	\$8.14 M	13.0%		50	92	6
 HUMAN TRAFFICKING AND SMUGGLING	33.3 K	26.2 K	78.8%		\$22.08 M	\$2.66 M	12.1%		11	18	5
 SHELTER	586.5 K	240.9 K	41.1%		\$130.86 M	\$22.18 M	17.0%		33	73	16
 WASH	591.6 K	299.3 K	50.6%		\$66.46 M	\$11.56 M	17.4%		38	57	13
 MULTIPURPOSE CASH ASSISTANCE (MPC)	631.1 K	257.0 K	40.7%		\$149.48 M	\$22.98 M	15.4%		31	53	12

* Funding information as reported to the Financial Tracking Service (FTS) as of 1 April 2024. This data is based on partners' voluntary reporting of contributions and may not accurately represent all funds attributed to the RMRP response. Unmarked funds from donors may also not be reported to FTS with a sector or country designation at the time of receipt by RMRP partners.

Funds reported for activities implemented under common services, or reported for various activities falling under multiple sectors (not disaggregated and amounting to USD 37.5 M) are not reflected in the above infographic. For more information about the funding of the RMRP please refer to this [link](#).

The full End-Year Report for 2023 is available at mnp.r4v.info/eyr2023.

** This includes RMRP appealing partners that are also implementing activities, as well as implementing partners that are not appealing partners. For this reason, it is recommended to quote partner figures separately and not sum the number of partners, as this would double-count implementing partners that are also reporting activities.

TOP 10 DONORS IN THE RMRP 2023

