

RMRP 2024 UPDATE

REGIONAL REFUGEE AND MIGRANT RESPONSE PLAN (RMRP)

Issued December 2023



Inter-Agency Coordination
Platform for Refugees and
Migrants from Venezuela





COVER PHOTO CREDIT

© IOM/ Elizabeth Rivera

© IOM/ Gema Cortes

RM | 20 RP | 24

U P D A T E

REGIONAL REFUGEE AND MIGRANT
RESPONSE PLAN (RMRP)



Inter-Agency Coordination
Platform for Refugees and
Migrants from Venezuela

TABLE OF CONTENTS



REGIONAL

REGION AT A GLANCE	8	HEALTH	20
PERCENTAGE OF PEOPLE IN-NEED TO RECEIVE ASSISTANCE IN 2024	9	HUMANITARIAN TRANSPORTATION	22
KEY FIGURES BY PLATFORMS	10	INTEGRATION	24
NUMBER OF ORGANIZATIONS AND FINANCIAL REQUIREMENTS BY ORGANIZATION TYPE	11	NUTRITION	26
POPULATION IN NEED AND TARGET, FINANCIAL REQUIREMENTS AND NUMBER OF PARTNERS BY SECTOR	11	PROTECTION	28
FINANCIAL REQUIREMENTS BY MODALITY, PLATFORM AND SECTOR	12	CHILD PROTECTION	30
PROPORTION OF PEOPLE IN NEED AND TARGETED BY AGE AND GENDER GROUP	13	GENDER-BASED VIOLENCE (GBV)	32
IN-TRANSIT POPULATION AT A GLANCE	14	HUMAN TRAFFICKING & SMUGGLING	34
REGIONAL SECTOR STRUCTURE: RMRP 2024	15	SHELTER	36
EDUCATION	16	WASH	38
FOOD SECURITY	18	SUMMARY OF THE REVISION PROCESS	40
		DATA AND INFORMATION IN THE RMRP	45
		REGIONAL BACKGROUND AND CONTEXT	47
		RESPONSE CHANGES	55
		ALIGNMENT BETWEEN THE RMRP & HRP VENEZUELA	64



BRAZIL

BRAZIL AT A GLANCE	70	POPULATION IN NEED AND TARGET, FINANCIAL REQUIREMENTS AND NUMBER OF PARTNERS BY SECTOR	73
BRAZIL: PEOPLE TARGETED	71	COUNTRY-SPECIFIC PLANNING SCENARIO & RESPONSE	74
BRAZIL: PERCENTAGE OF PEOPLE IN-NEED TO RECEIVE ASSISTANCE IN 2024	72		
NUMBER OF ORGANIZATIONS AND FINANCIAL REQUIREMENTS BY ORGANIZATION TYPE	73		



CHILE


CHILE AT A GLANCE	78	POPULATION IN NEED AND TARGET, FINANCIAL REQUIREMENTS AND NUMBER OF PARTNERS BY SECTOR	81
CHILE: PEOPLE TARGETED	79	COUNTRY-SPECIFIC PLANNING SCENARIO & RESPONSE	82
CHILE: PERCENTAGE OF PEOPLE IN-NEED TO RECEIVE ASSISTANCE IN 2024	80	RESPONSE PRINCIPLES	83
NUMBER OF ORGANIZATIONS AND FINANCIAL REQUIREMENTS BY ORGANIZATION TYPE	81		



COLOMBIA

COLOMBIA AT A GLANCE	85
COLOMBIA: PEOPLE TARGETED	86
COLOMBIA: PERCENTAGE OF PEOPLE IN-NEED TO RECEIVE ASSISTANCE IN 2024	87
NUMBER OF ORGANIZATIONS AND FINANCIAL REQUIREMENTS BY ORGANIZATION TYPE	88

POPULATION IN NEED AND TARGET, FINANCIAL REQUIREMENTS AND NUMBER OF PARTNERS BY SECTOR	88
COUNTRY-SPECIFIC PLANNING SCENARIO & RESPONSE	89



ECUADOR

ECUADOR AT A GLANCE	93
ECUADOR: PEOPLE TARGETED	94
ECUADOR: PERCENTAGE OF PEOPLE IN-NEED TO RECEIVE ASSISTANCE IN 2024	95
NUMBER OF ORGANIZATIONS AND FINANCIAL REQUIREMENTS BY ORGANIZATION TYPE	96

POPULATION IN NEED AND TARGET, FINANCIAL REQUIREMENTS AND NUMBER OF PARTNERS BY SECTOR	96
COUNTRY-SPECIFIC PLANNING SCENARIO & RESPONSE	97



PERU

PERU AT A GLANCE	100
PERU: PEOPLE TARGETED	101
PERU: PERCENTAGE OF PEOPLE IN-NEED TO RECEIVE ASSISTANCE IN 2024	102
NUMBER OF ORGANIZATIONS AND FINANCIAL REQUIREMENTS BY ORGANIZATION TYPE	103

POPULATION IN NEED AND TARGET, FINANCIAL REQUIREMENTS AND NUMBER OF PARTNERS BY SECTOR	103
COUNTRY-SPECIFIC PLANNING SCENARIO & RESPONSE	104



107

CARIBBEAN

CARIBBEAN AT A GLANCE 108

CARIBBEAN: PEOPLE TARGETED	109
PERCENTAGE OF PEOPLE IN-NEED TO RECEIVE ASSISTANCE IN 2024	109
NUMBER OF ORGANIZATIONS AND FINANCIAL REQUIREMENTS BY ORGANIZATION TYPE	110

POPULATION IN NEED AND TARGET, FINANCIAL REQUIREMENTS AND NUMBER OF PARTNERS BY SECTOR	110
COUNTRY-SPECIFIC PLANNING SCENARIO & RESPONSE	111




114

CENTRAL AMERICA
& MEXICO

CENTRAL AMERICA & MEXICO AT A GLANCE 115

CENTRAL AMERICA & MEXICO: PEOPLE TARGETED	116
PERCENTAGE OF PEOPLE IN-NEED TO RECEIVE ASSISTANCE IN 2024	116
NUMBER OF ORGANIZATIONS AND FINANCIAL REQUIREMENTS BY ORGANIZATION TYPE	117

POPULATION IN NEED AND TARGET, FINANCIAL REQUIREMENTS AND NUMBER OF PARTNERS BY SECTOR	117
COUNTRY-SPECIFIC PLANNING SCENARIO & RESPONSE	118



99

SOUTHERN CONE

SOUTHERN CONE AT A GLANCE 123

SOUTHERN CONE: PEOPLE TARGETED	124
SOUTHERN CONE: PERCENTAGE OF PEOPLE IN-NEED TO RECEIVE ASSISTANCE IN 2024	125
NUMBER OF ORGANIZATIONS AND FINANCIAL REQUIREMENTS BY ORGANIZATION TYPE	126

POPULATION IN NEED AND TARGET, FINANCIAL REQUIREMENTS AND NUMBER OF PARTNERS BY SECTOR	126
COUNTRY-SPECIFIC PLANNING SCENARIO & RESPONSE	127

REGIONAL



REGION AT A GLANCE

VENEZUELAN IN-DESTINATION



POPULATION
PROJECTION (PP)

■ **6.82 M**



PEOPLE IN
NEED (PIN)

■ **4.71 M**
69.0% OF PP



PEOPLE
TARGETED

■ **2.20 M**
46.7% OF PIN

PENDULAR

1.93 M

1.23 M

63.8%

277.8 K

22.5%

COLOMBIAN
RETURNEES

980.0 K

512.5 K

52.3%

66.1 K

12.9%

AFFECTED HOST
COMMUNITY

–

2.22 M

387.2 K

17.4%



TOTAL
REQUIREMENTS

\$1.59 B



RMRP PARTNERS

248

ORGANIZATION TYPE

■ Civil Society / National NGO	132
↳ ■ Refugee and Migrant-led	65
■ International NGO	57
■ UN Agencies	15
■ Other	44

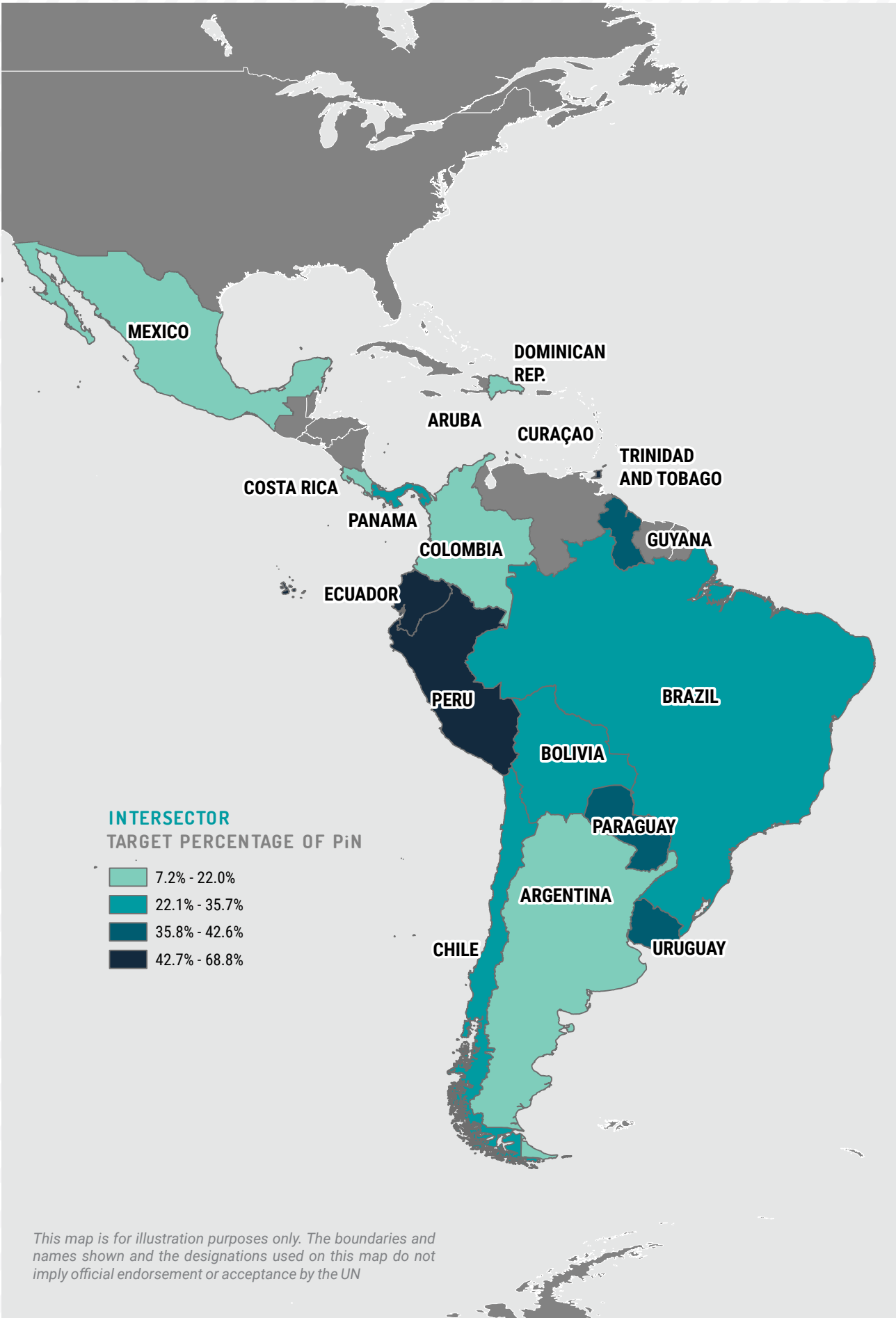


Each population group in the figures above corresponds to persons subject to the R4V response.

It is recommended to quote population group figures separately and not sum the population groups, referencing the names and definitions provided in this RMRP.

Refugees and migrants in-transit are not included in the above figures. For data concerning refugees and migrants in-transit, including country-level projections, PiNs and targets, please see the following pages.

PERCENTAGE OF PEOPLE IN-NEED TO RECEIVE ASSISTANCE IN 2024



KEY FIGURES BY PLATFORMS*

REGIONAL



POPULATION PROJECTION (PP)

14.11 M

PEOPLE IN NEED (PIN)

8.89 M 63.0% OF PP

PEOPLE TARGETED

2.93 M 33.0% OF PIN

TOTAL REQUIREMENTS

\$1.59 B

RMRP PARTNERS

248

ORGANIZATIONS LED BY REFUGEES & MIGRANTS

65

BRAZIL

776.0 K \$110.21 M

571.9 K 73.7% of PP

194.8 K 34.1% of PIN



CHILE

996.5 K \$85.95 M

373.4 K 37.5% of PP

133.2 K 35.7% of PIN



COLOMBIA

7.63 M \$575.87 M

5.26 M 68.9% of PP

1.34 M 25.5% of PIN



ECUADOR

994.8 K \$288.78 M

729.8 K 73.4% of PP

502.1 K 68.8% of PIN



PERU

3.46 M \$294.46 M

2.05 M 59.4% of PP

1.02 M 49.6% of PIN

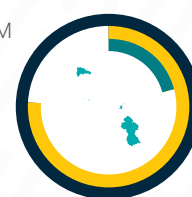


CARIBBEAN

255.1 K \$64.63 M

192.7 K 75.5% of PP

54.6 K 28.3% of PIN



CENTRAL AMERICA & MEXICO

921.1 K \$56.45 M

743.3 K 80.7% of PP

140.5 K 18.9% of PIN

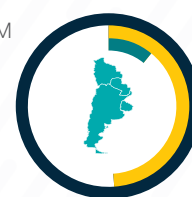


SOUTHERN CONE

712.0 K \$49.21 M

349.8 K 49.1% of PP

79.2 K 22.6% of PIN


















































* Unless otherwise indicated, the regional figures on this and the following sector pages, include the various population groups subject to the RMRP response (incl. refugees and migrants from Venezuela in-destination, in-transit and pendulars, as well as Colombian returnees, affected host community members, and other nationalities of refugees and migrants in-transit in Bolivia, Colombia, Costa Rica, Ecuador, Panama and Peru).

NUMBER OF ORGANIZATIONS AND FINANCIAL REQUIREMENTS BY ORGANIZATION TYPE

	TOTAL	INTERNATIONAL NGOs	NATIONAL NGOs / CSOs ^I	UN AGENCIES	OTHERS ^{II}
FINANCIAL REQUIREMENTS	\$1.59 B	\$273.40 M (17.2%)	\$70.22 M (4.4%)	\$1.20 B (75.5%)	\$45.64 M (2.9%)
ORGANIZATIONS	248	57 (23.0%)	132 (53.2%)	15 (6.0%)	44 (17.7%)
^I Civil Society Organizations. ^{II} Others include the Red Cross Movement, academia and faith-based organizations.					
The list of organizations only includes appealing organizations under the RMRP, many of which collaborate with implementing partners to carry out RMRP activities.					

POPULATION IN NEED AND TARGET, FINANCIAL REQUIREMENTS AND NUMBER OF PARTNERS BY SECTOR

- Population Projection
 People in Need
 People Targeted
 Total Requirements
 RMRP Partners
 Organizations Led by Refugees and Migrants

SECTOR*			 		 			
 EDUCATION	5.01 M		523.7 K		\$87.99 M	74	21	
 FOOD SECURITY	6.91 M		1.20 M		\$184.87 M	69	13	
 HEALTH	6.81 M		1.63 M		\$181.44 M	89	23	
 HUMANITARIAN TRANSPORTATION	3.35 M		129.3 K		\$25.82 M	24	2	
 INTEGRATION	7.56 M		708.0 K		\$319.00 M	161	48	
 NUTRITION	2.04 M		212.6 K		\$11.54 M	28	5	
 PROTECTION***	6.90 M		2.04 M		\$223.75 M	131	28	
 CHILD PROTECTION	2.69 M		259.2 K		\$78.62 M	63	15	
 GENDER-BASED VIOLENCE (GBV)	4.10 M		301.0 K		\$65.05 M	86	22	
 HUMAN TRAFFICKING & SMUGGLING	1.95 M		37.5 K		\$19.85 M	35	10	
 SHELTER	5.60 M		473.2 K		\$122.74 M	57	7	
 WASH	5.60 M		507.0 K		\$53.05 M	52	7	
 MULTIPURPOSE CASH ASSISTANCE	-	-	469.9 K	-	\$132.46 M	47	4	
 COMMON SERVICES****	-	-	-	-	\$81.24 M	77	22	

* While not being Sectors, data for Multipurpose Cash and for Common Services is included to inform on the overall targets and distribution of financial requirements in the RMRP 2024 update.

** The PiN calculations for some sectors (namely, Nutrition and Education, as well as Child Protection and GBV sub-sectors) are based on specific age and gender groups, resulting in a low PiN percentage as a proportion of the total population.

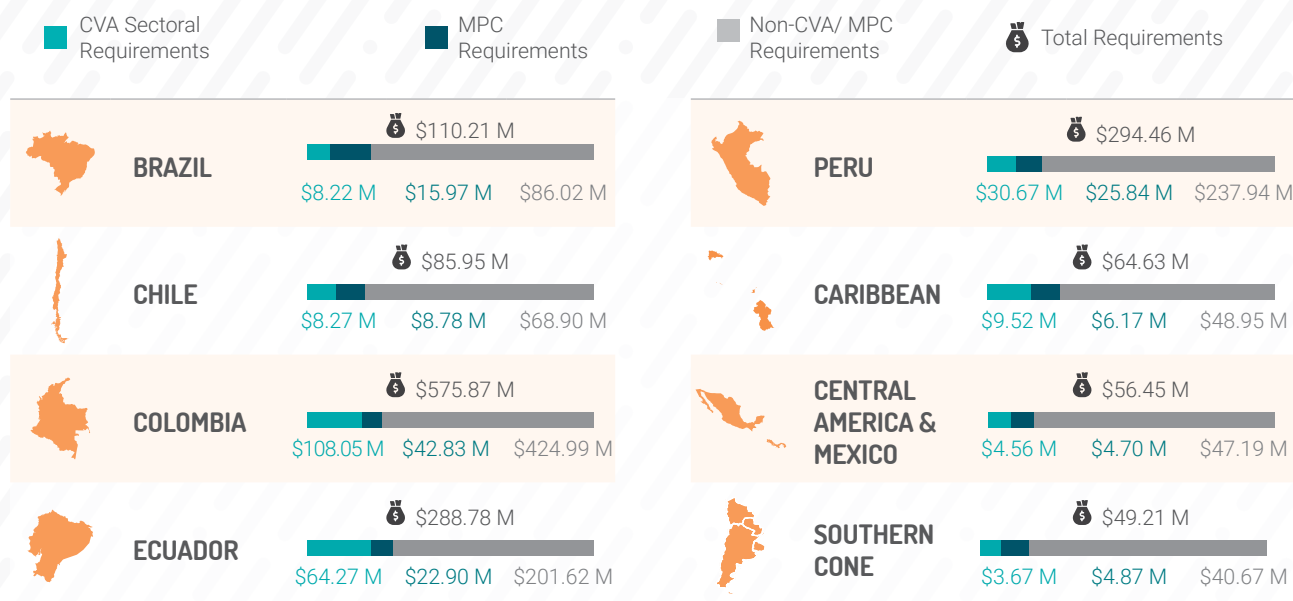
*** This includes Support Spaces.

**** This includes AAP-CwC, Communication, Coordination, Information Management, PSEA, and Reporting.

FINANCIAL REQUIREMENTS BY MODALITY



FINANCIAL REQUIREMENTS BY MODALITY AND PLATFORM



FINANCIAL REQUIREMENTS BY MODALITY AND SECTOR*



* While not being Sectors, data for Multipurpose Cash and for Common Services is included to inform on the overall targets and distribution of financial requirements in the RMRP 2024.

** This includes Support Spaces.

*** This includes AAP-CwC, Communication, Coordination, Information Management, PSEA, and Reporting.

PROPORTION OF PEOPLE IN NEED AND TARGETED BY AGE AND GENDER GROUP



Population Projection



People in Need

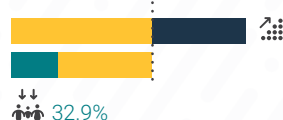


People Targeted

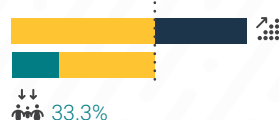
REGIONAL



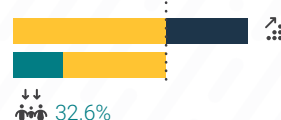
MEN



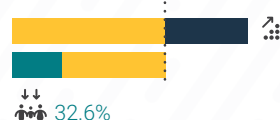
WOMEN



BOYS



GIRLS



BRAZIL



CHILE



COLOMBIA



ECUADOR



PERU



CARIBBEAN



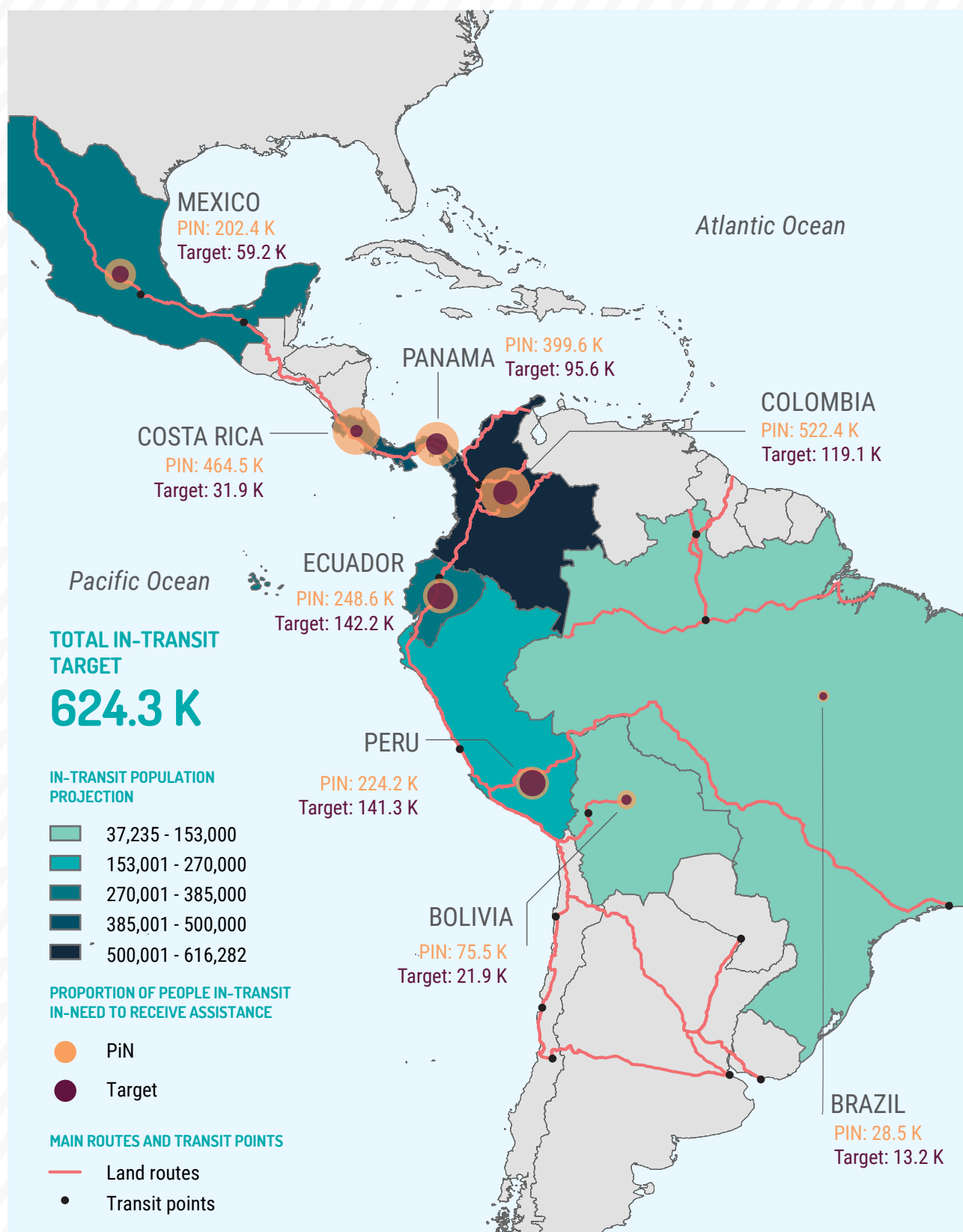
CENTRAL AMERICA & MEXICO



SOUTHERN CONE



IN-TRANSIT POPULATION AT A GLANCE

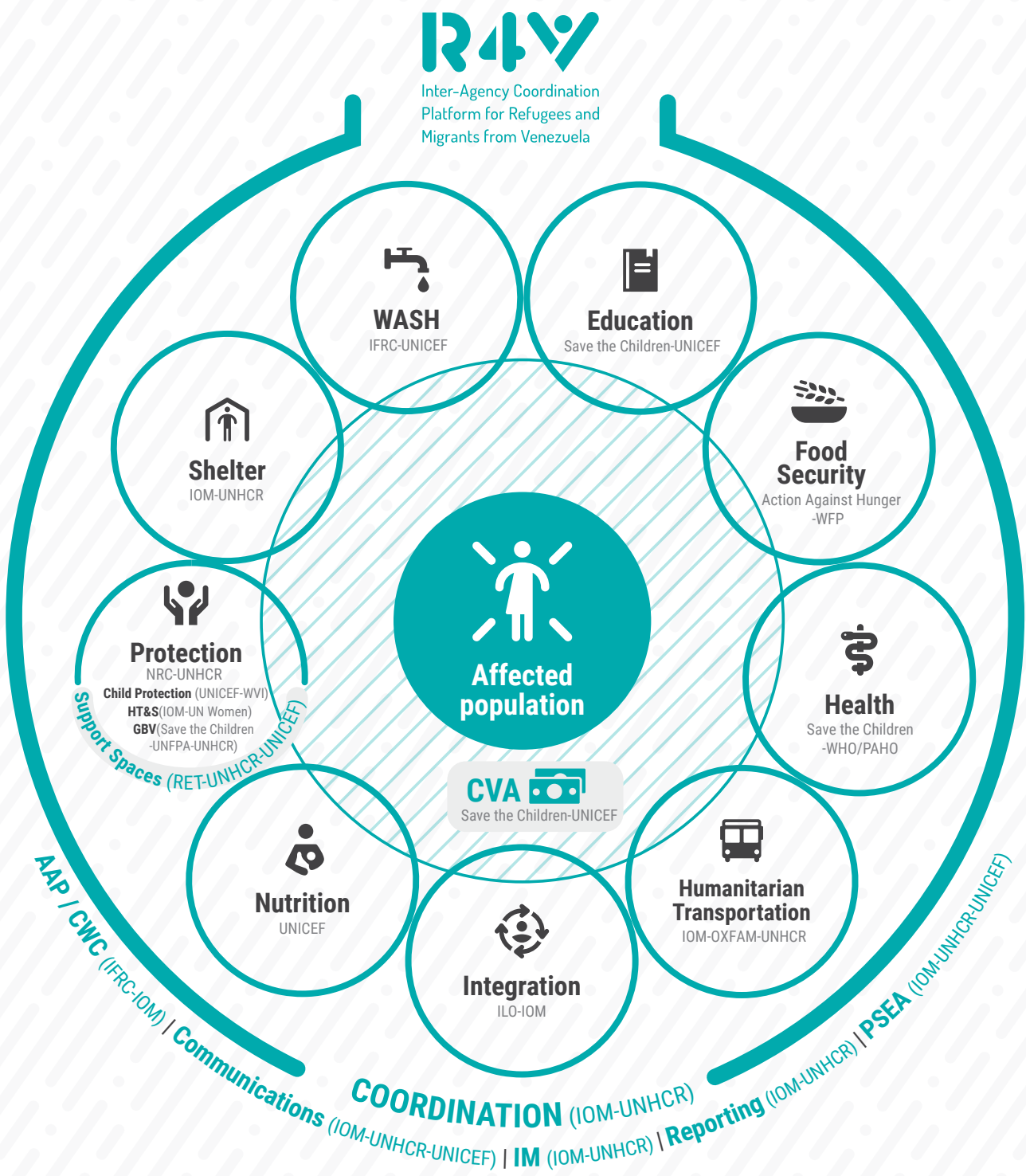


The above data corresponds to refugees and migrants in-transit in RMRP countries subject to the R4V response. In Brazil and Mexico, this only includes Venezuelan nationals, while in the other countries, it includes refugees and migrants of all nationalities in-transit.

The in-transit population should be referred to distinctly from the in-destination population (including in terms of PiNs and targets). Given that the in-transit population is by nature passing through multiple countries, it is possible that people in-transit may be assisted in more than one country, which means that the total regional target for in-transit assistance can best be viewed as the number of times people are assisted by R4V partners (rather than the number of people assisted).

This map is for illustration purposes only. The boundaries and names shown and the designations used on this map do not imply official endorsement or acceptance by the UN

REGIONAL SECTOR STRUCTURE: RMRP 2024



EDUCATION

OVERALL REGIONAL FIGURES



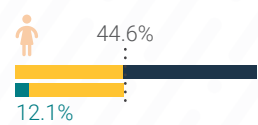
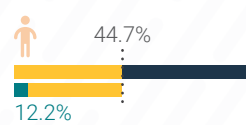
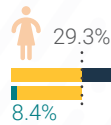
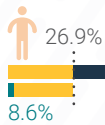
POPULATION PROJECTION (PP) ■ **14.11 M**



PEOPLE IN NEED (PIN) ■ **5.01 M** 35.5% OF PP



PEOPLE TARGETED ■ **523.7 K** 10.5% OF PIN



TOTAL REQUIREMENTS
\$87.99 M



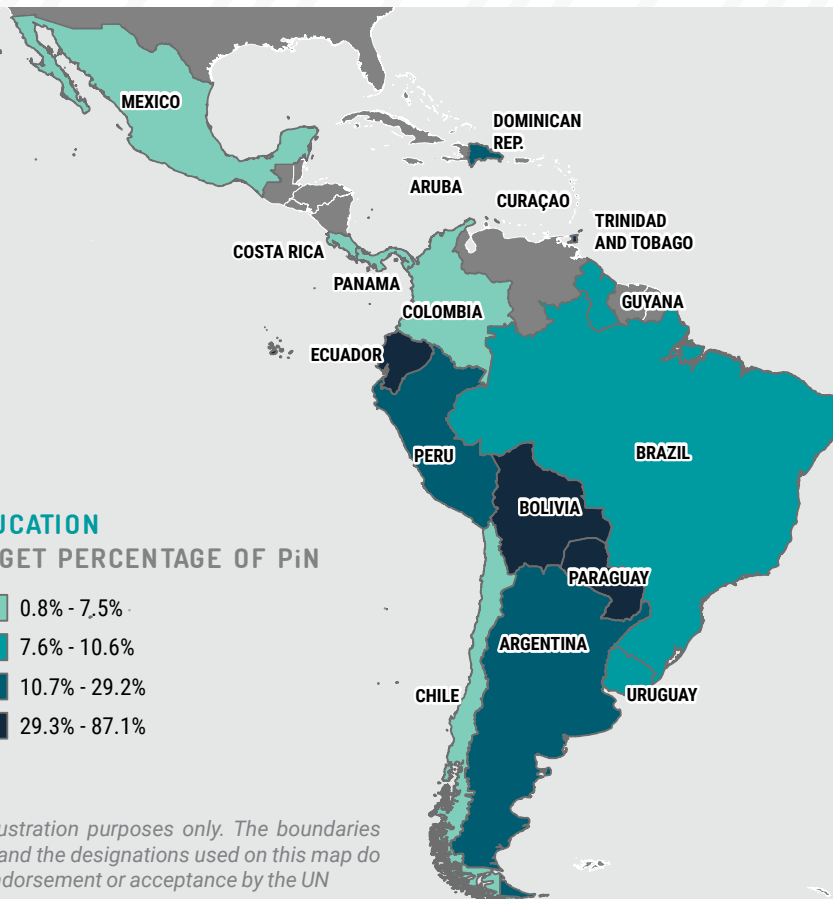
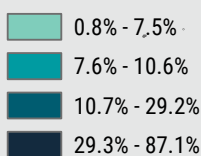
RMRP PARTNERS
74

ORGANIZATION TYPE

■ Civil Society / National NGO	36
↳ ■ Refugee and Migrant-led	21
■ International NGO	21
■ UN Agencies	5
■ Other	12



EDUCATION TARGET PERCENTAGE OF PIN



This map is for illustration purposes only. The boundaries and names shown and the designations used on this map do not imply official endorsement or acceptance by the UN

EDUCATION SECTOR: KEY FIGURES BY COUNTRY

Population
ProjectionPeople in
Need (PiN)PiN
PercentagePeople
TargetedTarget Percentage
of PiNTotal
RequirementsRMRP
Partners

COUNTRY							
BRAZIL	776.0 K	253.0 K	32.6%	26.9 K	10.6%	3.01 M	10
CHILE	996.5 K	76.0 K	7.6%	5.4 K	7.1%	1.96 M	3
COLOMBIA	7.63 M	3.81 M	50.0%	221.9 K	5.8%	28.46 M	21
ECUADOR	994.8 K	141.7 K	14.2%	123.4 K	87.1%	24.62 M	28
PERU	3.46 M	904.7 K	26.1%	150.5 K	16.6%	21.55 M	17
CARIBBEAN							
ARUBA	21.0 K	3.6 K	17.0%	300	8.4%	233.0 K	3
CURAÇAO	19.6 K	2.0 K	10.0%	390	19.9%	246.0 K	3
DOMINICAN REPUBLIC	139.8 K	7.0 K	5.0%	2.0 K	29.2%	778.5 K	8
GUYANA	30.0 K	18.0 K	60.0%	1.7 K	9.7%	951.6 K	3
TRINIDAD AND TOBAGO	44.8 K	8.1 K	18.0%	5.4 K	66.8%	2.55 M	5
CENTRAL AMERICA & MEXICO							
COSTA RICA	506.4 K	100.5 K	19.8%	7.6 K	7.5%	267.5 K	3
MEXICO	598.9 K	39.0 K	6.5%	1.7 K	4.5%	1.01 M	2
PANAMA	513.6 K	101.5 K	19.8%	806	0.8%	276.3 K	3
SOUTHERN CONE							
ARGENTINA	456.5 K	6.4 K	1.4%	700	10.9%	252.6 K	2
BOLIVIA	142.3 K	1.9 K	1.3%	1.6 K	82.2%	635.1 K	5
PARAGUAY	13.3 K	218	1.6%	104	47.7%	251.0 K	1
URUGUAY	99.8 K	2.2 K	2.2%	220	9.9%	107.3 K	3

Please note that these country figures cannot be summed to create regional totals, as they include populations in-transit in each country.

FOOD SECURITY

OVERALL REGIONAL FIGURES



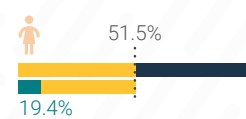
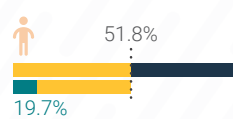
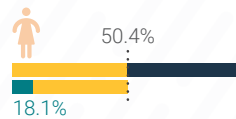
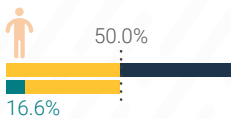
POPULATION PROJECTION (PP) **14.11 M**



PEOPLE IN NEED (PIN) **6.91 M** 49.0% OF PP



PEOPLE TARGETED **1.20 M** 17.3% OF PIN



TOTAL REQUIREMENTS
\$184.87 M



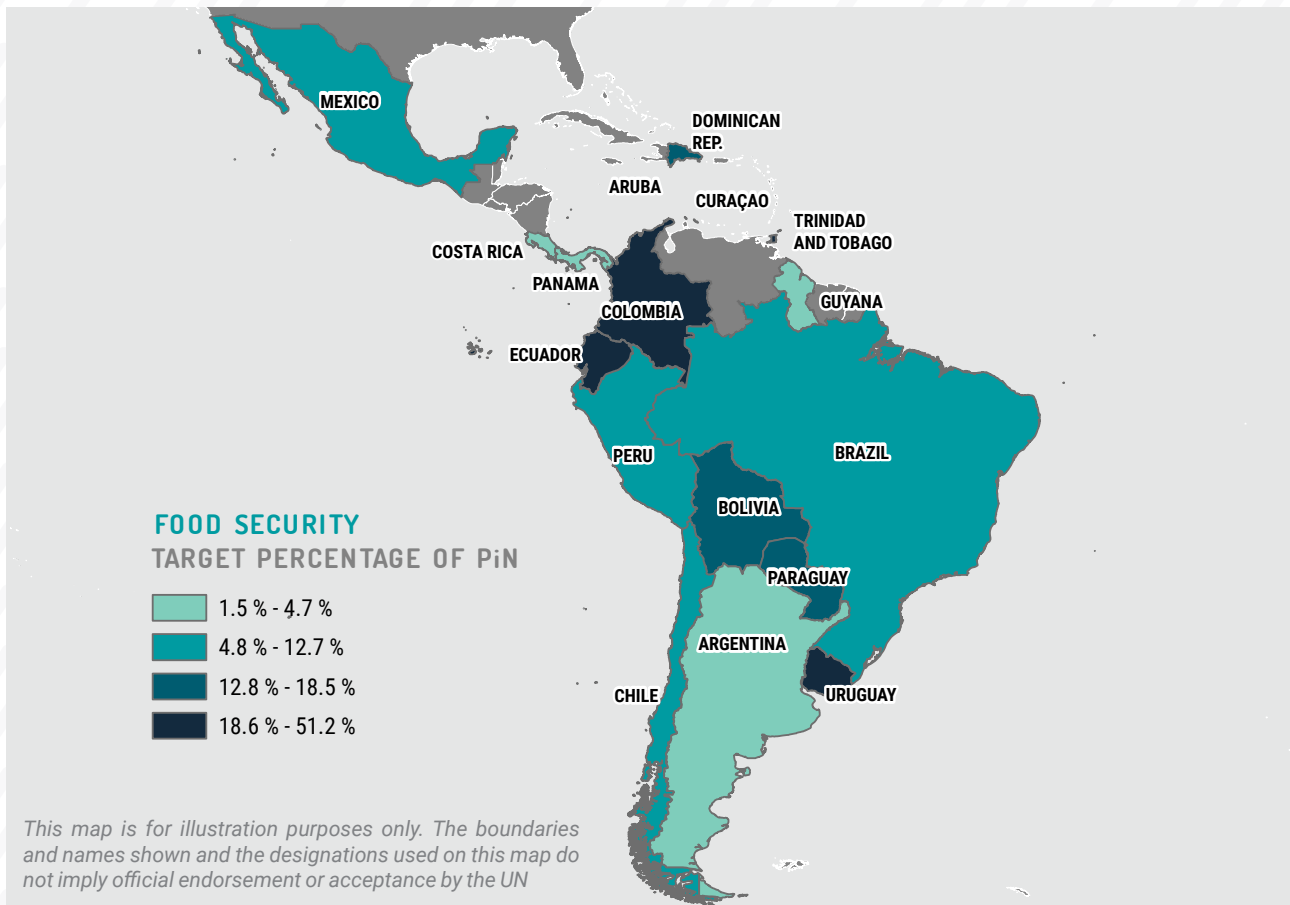
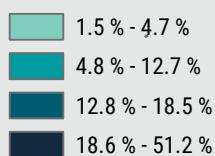
RMRP PARTNERS
69

ORGANIZATION TYPE

Civil Society / National NGO	21
Refugee and Migrant-led	13
International NGO	21
UN Agencies	5
Other	22










FOOD SECURITY TARGET PERCENTAGE OF PIN



FOOD SECURITY SECTOR: KEY FIGURES BY COUNTRY

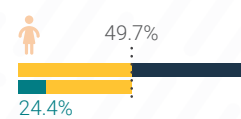
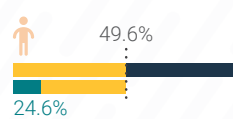
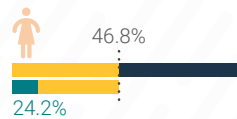
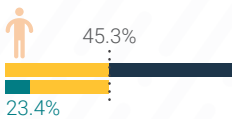
Population
ProjectionPeople in
Need (PiN)PiN
PercentagePeople
TargetedTarget Percentage
of PiNTotal
RequirementsRMRP
Partners

COUNTRY							
BRAZIL	776.0 K	403.5 K	52.0%	51.1 K	12.7%	8.90 M	16
CHILE	996.5 K	238.6 K	23.9%	22.1 K	9.3%	4.78 M	2
COLOMBIA	7.63 M	4.15 M	54.4%	841.1 K	20.3%	104.43 M	20
ECUADOR	994.8 K	593.7 K	59.7%	303.7 K	51.2%	42.89 M	12
PERU	3.46 M	1.96 M	56.7%	221.6 K	11.3%	18.26 M	15
CARIBBEAN							
ARUBA	21.0 K	12.7 K	60.5%	550	4.3%	138.5 K	1
CURAÇAO	19.6 K	11.6 K	59.2%	1.6 K	13.8%	274.4 K	2
DOMINICAN REPUBLIC	139.8 K	50.1 K	35.8%	8.2 K	16.3%	176.4 K	2
GUYANA	30.0 K	19.5 K	65.0%	300	1.5%	85.8 K	1
TRINIDAD AND TOBAGO	44.8 K	26.9 K	60.0%	5.0 K	18.6%	2.00 M	6
CENTRAL AMERICA & MEXICO							
COSTA RICA	506.4 K	337.5 K	66.6%	5.0 K	1.5%	420.0 K	3
MEXICO	598.9 K	129.3 K	21.6%	11.9 K	9.2%	765.8 K	2
PANAMA	513.6 K	153.0 K	29.8%	2.5 K	1.6%	320.0 K	2
SOUTHERN CONE							
ARGENTINA	456.5 K	125.7 K	27.5%	5.9 K	4.7%	192.6 K	3
BOLIVIA	142.3 K	89.4 K	62.8%	16.5 K	18.5%	746.4 K	3
PARAGUAY	13.3 K	3.5 K	26.1%	500	14.4%	200.0 K	1
URUGUAY	99.8 K	23.0 K	23.0%	7.8 K	33.9%	263.3 K	5

Please note that these country figures cannot be summed to create regional totals, as they include populations in-transit in each country.

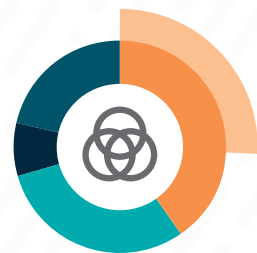
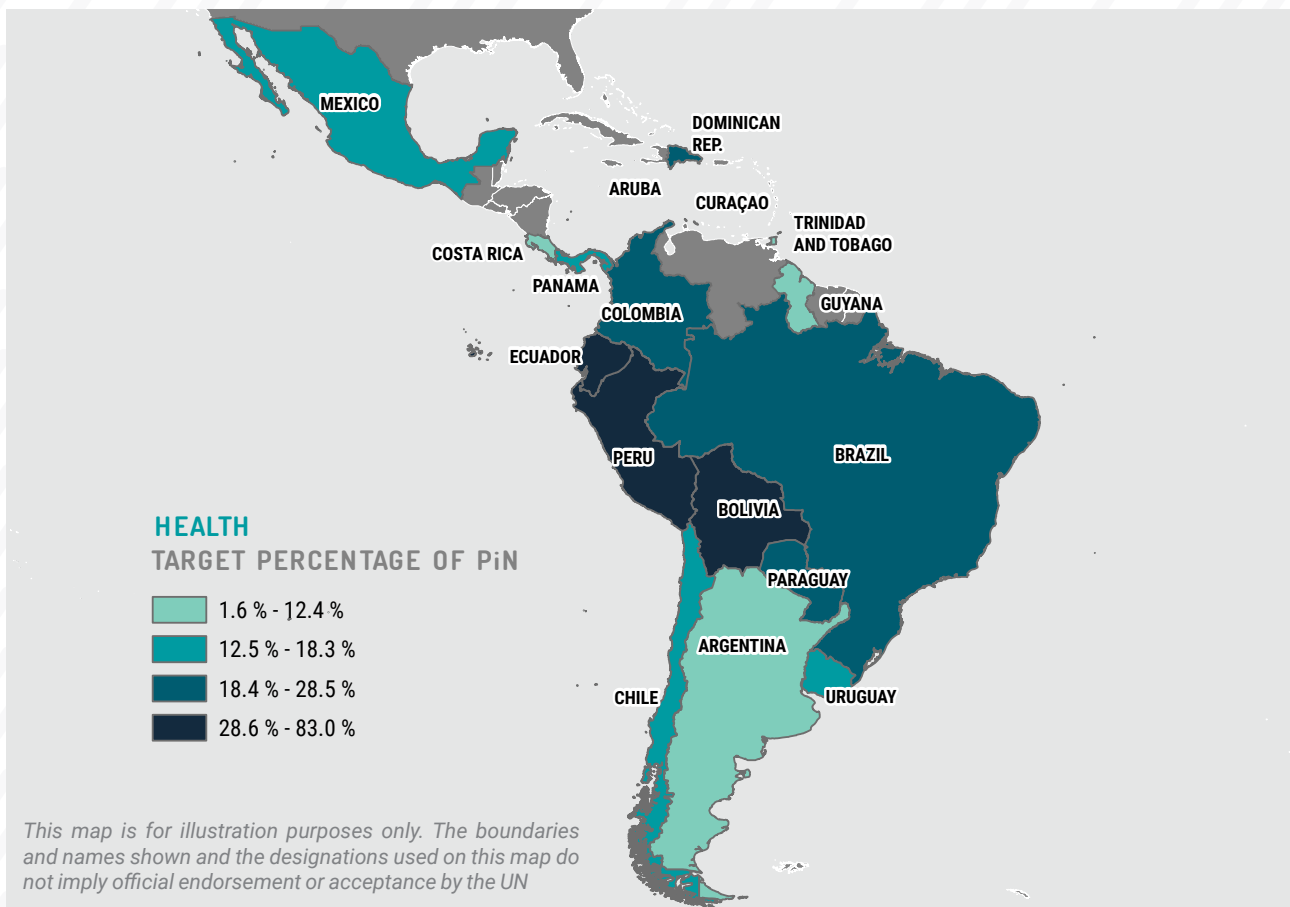
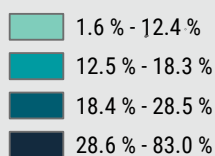
HEALTH

OVERALL REGIONAL FIGURES

POPULATION PROJECTION (PP) ■ **14.11 M**PEOPLE IN NEED (PIN) ■ **6.81 M** 48.2% OF PPPEOPLE TARGETED ■ **1.63 M** 24.0% OF PINTOTAL
REQUIREMENTS
\$181.44 MRMRP PARTNERS
89

ORGANIZATION TYPE

■ Civil Society / National NGO	36
↳ ■ Refugee and Migrant-led	23
■ International NGO	27
■ UN Agencies	7
■ Other	19

HEALTH
TARGET PERCENTAGE OF PIN

HEALTH SECTOR: KEY FIGURES BY COUNTRY

Population
ProjectionPeople in
Need (PiN)PiN
PercentagePeople
TargetedTarget Percentage
of PiNTotal
RequirementsRMRP
Partners

COUNTRY							
BRAZIL	776.0 K	110.2 K	14.2%	24.7 K	22.4%	4.67 M	15
CHILE	996.5 K	157.8 K	15.8%	22.7 K	14.4%	8.23 M	6
COLOMBIA	7.63 M	5.01 M	65.7%	1.10 M	22.0%	96.83 M	29
ECUADOR	994.8 K	408.7 K	41.1%	205.7 K	50.3%	23.99 M	23
PERU	3.46 M	1.29 M	37.2%	390.8 K	30.4%	33.15 M	32
CARIBBEAN							
ARUBA	21.0 K	8.9 K	42.3%	750	8.4%	252.9 K	1
CURAÇAO	19.6 K	8.3 K	42.4%	6.9 K	83.0%	2.54 M	4
DOMINICAN REPUBLIC	139.8 K	50.3 K	36.0%	12.5 K	24.8%	2.29 M	8
GUYANA	30.0 K	10.0 K	33.3%	400	4.0%	71.5 K	1
TRINIDAD AND TOBAGO	44.8 K	35.4 K	79.0%	3.3 K	9.3%	210.0 K	3
CENTRAL AMERICA & MEXICO							
COSTA RICA	506.4 K	235.2 K	46.4%	29.1 K	12.4%	2.35 M	4
MEXICO	598.9 K	83.4 K	13.9%	10.7 K	12.8%	981.0 K	4
PANAMA	513.6 K	182.8 K	35.6%	33.4 K	18.3%	1.85 M	5
SOUTHERN CONE							
ARGENTINA	456.5 K	109.6 K	24.0%	1.8 K	1.6%	265.4 K	2
BOLIVIA	142.3 K	53.5 K	37.6%	19.2 K	35.9%	1.09 M	6
PARAGUAY	13.3 K	2.2 K	16.8%	637	28.5%	210.3 K	2
URUGUAY	99.8 K	9.1 K	9.1%	1.5 K	16.3%	386.7 K	3

Please note that these country figures cannot be summed to create regional totals, as they include populations in-transit in each country.

HUMANITARIAN TRANSPORTATION

OVERALL REGIONAL FIGURES



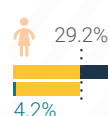
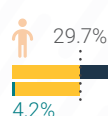
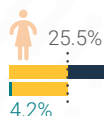
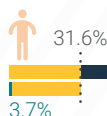
POPULATION PROJECTION (PP) ■ **14.11 M**



PEOPLE IN NEED (PIN) ■ **3.35 M** 23.8% OF PP



PEOPLE TARGETED ■ **129.3 K** 3.9% OF PIN



TOTAL REQUIREMENTS
\$25.82 M



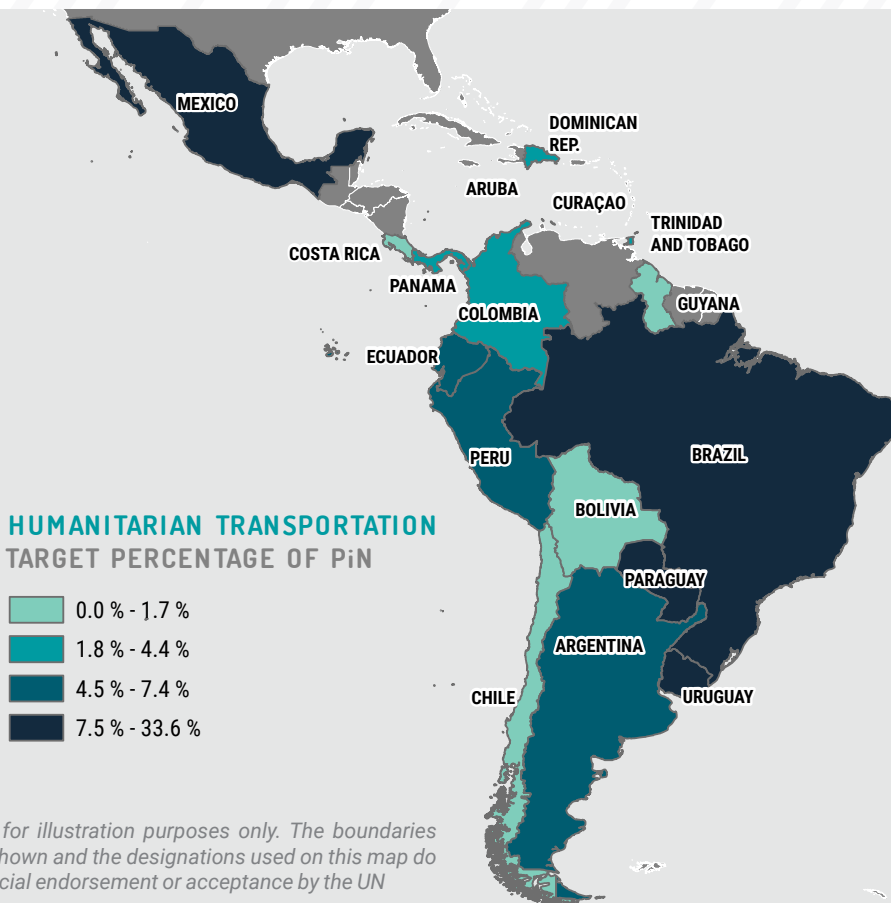

RMRP PARTNERS
24

ORGANIZATION TYPE

■ Civil Society / National NGO	4
↳ ■ Refugee and Migrant-led	2
■ International NGO	8
■ UN Agencies	2
■ Other	10



HUMANITARIAN TRANSPORTATION TARGET PERCENTAGE OF PIN



This map is for illustration purposes only. The boundaries and names shown and the designations used on this map do not imply official endorsement or acceptance by the UN

HUMANITARIAN TRANSPORTATION SECTOR: KEY FIGURES BY COUNTRY

Population
ProjectionPeople in
Need (PiN)PiN
PercentagePeople
TargetedTarget Percentage
of PiNTotal
RequirementsRMRP
Partners

COUNTRY							
BRAZIL	776.0 K	86.6 K	11.2%	25.6 K	29.6%	15.96 M	5
CHILE	996.5 K	105.6 K	10.6%	1.8 K	1.7%	543.0 K	1
COLOMBIA	7.63 M	3.07 M	40.2%	105.2 K	3.4%	4.65 M	10
ECUADOR	994.8 K	223.9 K	22.5%	16.5 K	7.4%	714.5 K	2
PERU	3.46 M	306.6 K	8.9%	19.9 K	6.5%	856.1 K	4
CARIBBEAN							
ARUBA	21.0 K	8.2 K	39.0%	100	1.2%	58.0 K	1
CURAÇAO	19.6 K	7.6 K	39.0%	508	6.7%	57.5 K	2
DOMINICAN REPUBLIC	139.8 K	50.1 K	35.8%	1.2 K	2.4%	20.2 K	2
GUYANA	30.0 K	9.9 K	33.0%	110	1.1%	192.9 K	2
TRINIDAD AND TOBAGO	44.8 K	18.4 K	41.2%	500	2.7%	100.0 K	1
CENTRAL AMERICA & MEXICO							
COSTA RICA	506.4 K	476.5 K	94.1%	500	0.1%	45.0 K	1
MEXICO	598.9 K	29.9 K	5.0%	3.7 K	12.3%	433.3 K	4
PANAMA	513.6 K	299.7 K	58.3%	13.1 K	4.4%	525.0 K	2
SOUTHERN CONE							
ARGENTINA	456.5 K	6.8 K	1.5%	392	5.7%	581.1 K	3
BOLIVIA	142.3 K	26.7 K	18.8%	-	-	-	-
PARAGUAY	13.3 K	149	1.1%	50	33.6%	85.0 K	1
URUGUAY	99.8 K	1.5 K	1.5%	296	19.8%	40.0 K	1

Please note that these country figures cannot be summed to create regional totals, as they include populations in-transit in each country.

INTEGRATION

OVERALL REGIONAL FIGURES



POPULATION PROJECTION (PP) ■ **14.11 M**



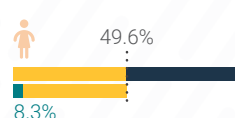
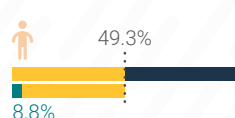
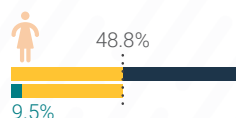
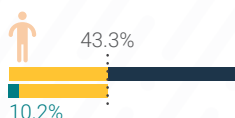
PEOPLE IN NEED (PIN)

■ **7.56 M** 53.6% OF PP



PEOPLE TARGETED

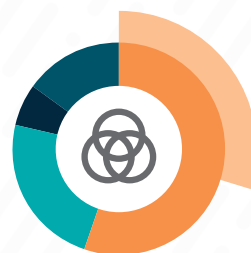
■ **708.0 K** 9.4% OF PIN



TOTAL REQUIREMENTS
\$319.00 M

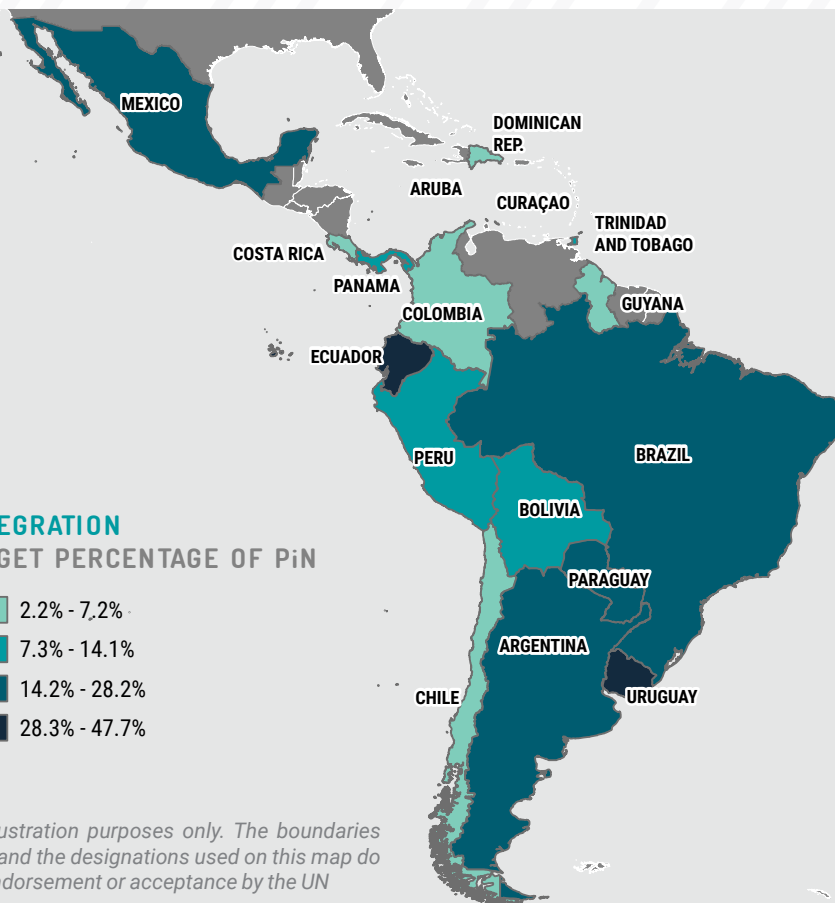
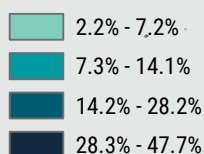
ORGANIZATION TYPE

■ Civil Society / National NGO	89
↳ ■ Refugee and Migrant-led	48
■ International NGO	38
■ UN Agencies	10
■ Other	24



RMRP PARTNERS
161

INTEGRATION TARGET PERCENTAGE OF PIN



This map is for illustration purposes only. The boundaries and names shown and the designations used on this map do not imply official endorsement or acceptance by the UN

INTEGRATION SECTOR: KEY FIGURES BY COUNTRY

Population
ProjectionPeople in
Need (PiN)PiN
PercentagePeople
TargetedTarget Percentage
of PiNTotal
RequirementsRMRP
Partners

COUNTRY							
BRAZIL	776.0 K	308.9 K	39.8%	52.2 K	16.9%	15.41 M	29
CHILE	996.5 K	310.0 K	31.1%	6.9 K	2.2%	9.75 M	9
COLOMBIA	7.63 M	4.92 M	64.5%	237.5 K	4.8%	123.95 M	51
ECUADOR	994.8 K	481.2 K	48.4%	209.0 K	43.4%	55.93 M	49
PERU	3.46 M	1.27 M	36.8%	160.6 K	12.6%	64.85 M	48
CARIBBEAN							
ARUBA	21.0 K	11.0 K	52.2%	2.3 K	20.6%	1.23 M	5
CURAÇAO	19.6 K	10.2 K	52.3%	578	5.7%	1.42 M	4
DOMINICAN REPUBLIC	139.8 K	106.3 K	76.0%	7.6 K	7.2%	2.00 M	7
GUYANA	30.0 K	15.9 K	53.2%	510	3.2%	677.7 K	3
TRINIDAD AND TOBAGO	44.8 K	32.3 K	72.1%	3.1 K	9.6%	3.48 M	8
CENTRAL AMERICA & MEXICO							
COSTA RICA	506.4 K	17.8 K	3.5%	1.0 K	5.6%	2.34 M	3
MEXICO	598.9 K	25.9 K	4.3%	7.3 K	28.2%	3.32 M	8
PANAMA	513.6 K	41.6 K	8.1%	3.8 K	9.2%	3.20 M	9
SOUTHERN CONE							
ARGENTINA	456.5 K	131.1 K	28.7%	21.8 K	16.6%	7.84 M	8
BOLIVIA	142.3 K	32.6 K	22.9%	4.6 K	14.1%	1.81 M	6
PARAGUAY	13.3 K	7.7 K	57.8%	1.5 K	19.4%	490.3 K	2
URUGUAY	99.8 K	30.2 K	30.2%	14.4 K	47.7%	2.08 M	7

Please note that these country figures cannot be summed to create regional totals, as they include populations in-transit in each country.

NUTRITION

OVERALL REGIONAL FIGURES



POPULATION PROJECTION (PP) **14.11 M**



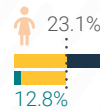
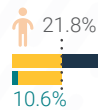
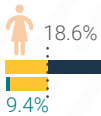
PEOPLE IN NEED (PIN)

2.04 M 14.4% OF PP



PEOPLE TARGETED

212.6 K 10.4% OF PIN



Nutrition needs under the RMRP are calculated only for women and children, in-line with the Nutrition Sector strategy and methodology for identification of needs.



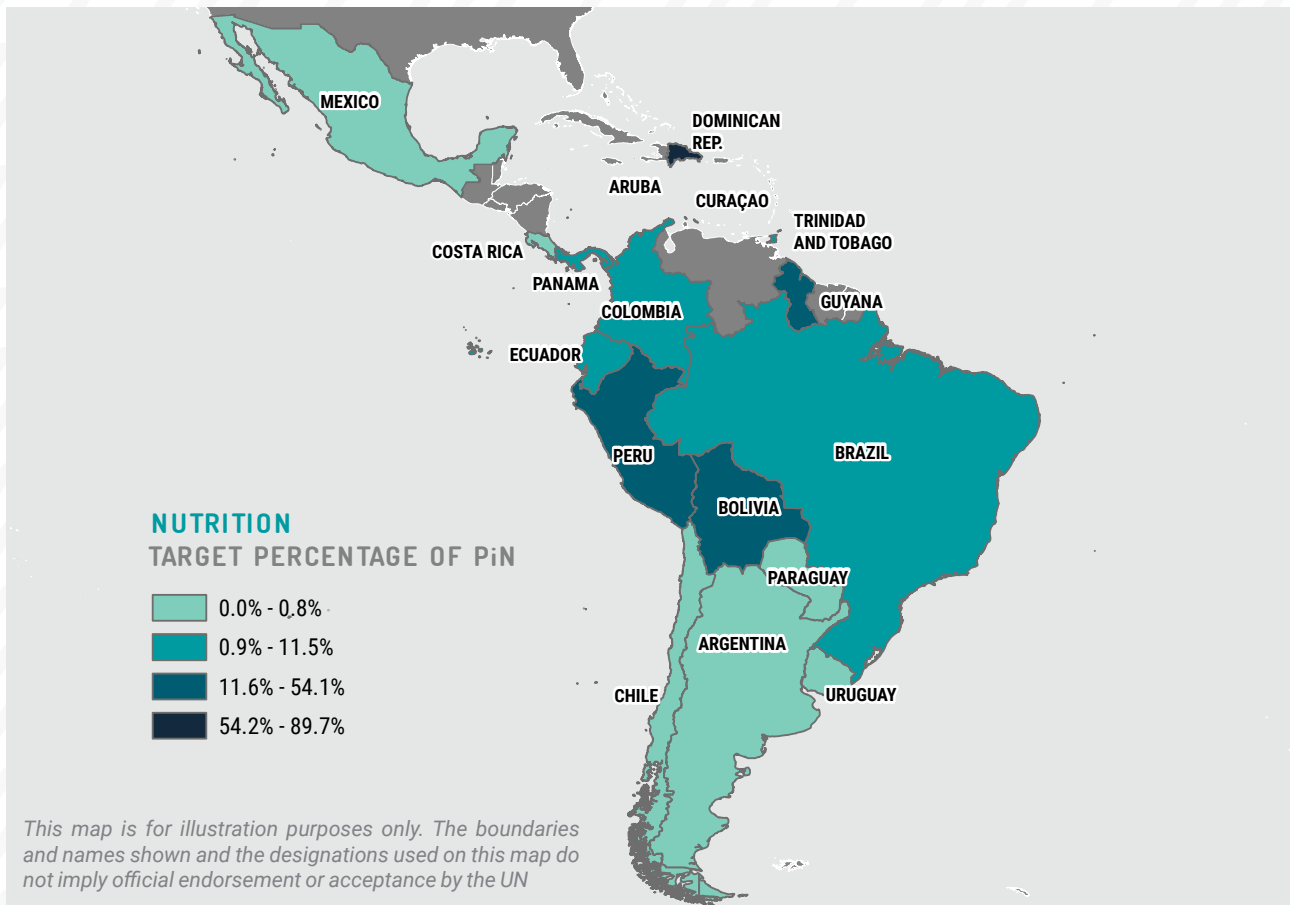
TOTAL REQUIREMENTS
\$11.54 M

ORGANIZATION TYPE

- Civil Society / National NGO 7
- └─ Refugee and Migrant-led 5
- International NGO 13
- UN Agencies 4
- Other 4



RMRP PARTNERS
28



NUTRITION SECTOR: KEY FIGURES BY COUNTRY

Population
ProjectionPeople in
Need (PiN)PiN
PercentagePeople
TargetedTarget Percentage
of PiNTotal
RequirementsRMRP
Partners

COUNTRY							
BRAZIL	776.0 K	77.6 K	10.0%	7.6 K	9.7%	1.24 M	5
CHILE	996.5 K	147.2 K	14.8%	1.2 K	0.8%	288.0 K	1
COLOMBIA	7.63 M	1.60 M	21.0%	113.9 K	7.1%	3.57 M	11
ECUADOR	994.8 K	80.4 K	8.1%	6.2 K	7.8%	2.68 M	6
PERU	3.46 M	168.0 K	4.9%	90.9 K	54.1%	2.14 M	13
CARIBBEAN							
ARUBA	21.0 K	1.9 K	9.2%	-	-	12.0 K	1
CURAÇAO	19.6 K	1.0 K	5.2%	-	-	-	-
DOMINICAN REPUBLIC	139.8 K	8.7 K	6.2%	7.8 K	89.7%	385.0 K	2
GUYANA	30.0 K	5.9 K	19.6%	2.0 K	34.0%	20.0 K	1
TRINIDAD AND TOBAGO	44.8 K	6.1 K	13.6%	702	11.5%	69.5 K	1
CENTRAL AMERICA & MEXICO							
COSTA RICA	506.4 K	57.3 K	11.3%	-	-	-	-
MEXICO	598.9 K	26.7 K	4.5%	-	-	-	-
PANAMA	513.6 K	111.2 K	21.7%	5.3 K	4.8%	300.0 K	2
SOUTHERN CONE							
ARGENTINA	456.5 K	7.2 K	1.6%	-	-	-	-
BOLIVIA	142.3 K	5.8 K	4.0%	2.6 K	45.1%	278.1 K	3
PARAGUAY	13.3 K	166	1.2%	-	-	-	-
URUGUAY	99.8 K	4.4 K	4.4%	-	-	-	-

Please note that these country figures cannot be summed to create regional totals, as they include populations in-transit in each country.

PROTECTION

OVERALL REGIONAL FIGURES



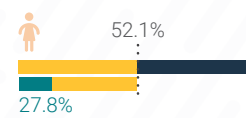
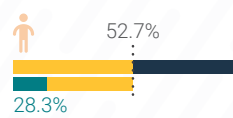
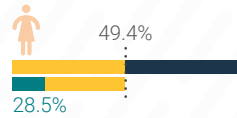
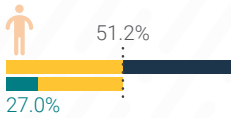
POPULATION PROJECTION (PP) **14.11 M**



PEOPLE IN NEED (PIN) **6.90 M** 48.9% OF PP



PEOPLE TARGETED **2.04 M** 29.5% OF PIN



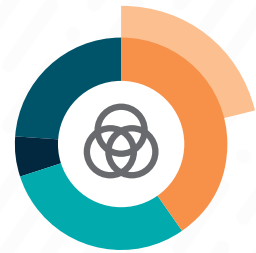
TOTAL REQUIREMENTS
\$223.75 M



RMRP PARTNERS
131

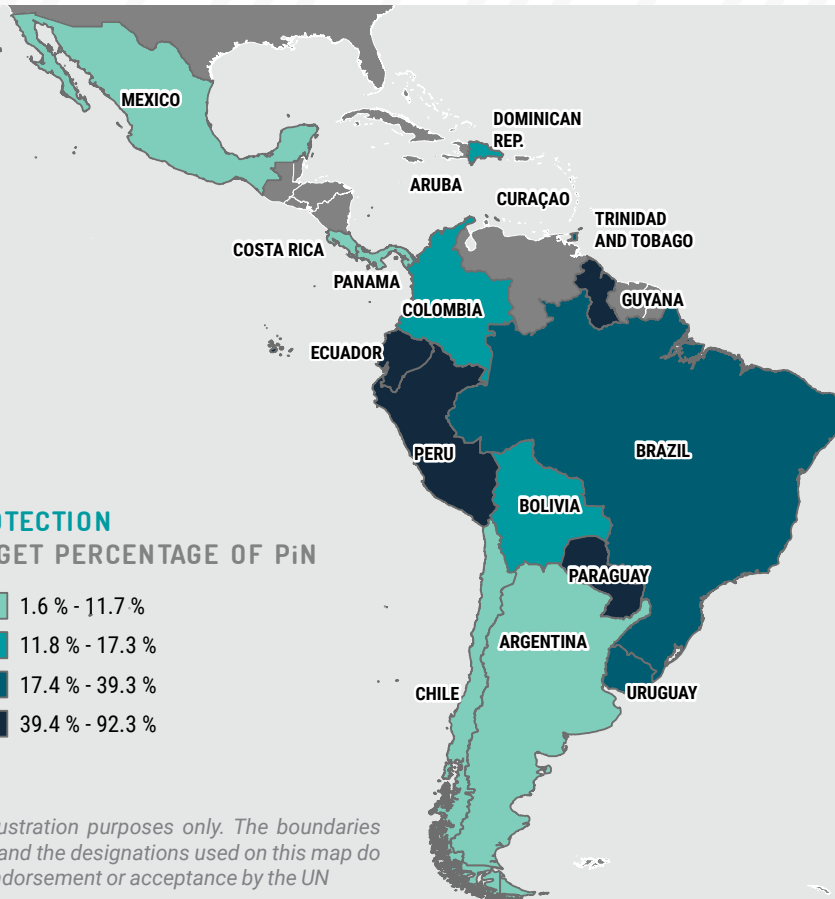
ORGANIZATION TYPE

Civil Society / National NGO	53
Refugee and Migrant-led	28
International NGO	39
UN Agencies	8
Other	31



PROTECTION TARGET PERCENTAGE OF PIN

1.6 % - 11.7 %
11.8 % - 17.3 %
17.4 % - 39.3 %
39.4 % - 92.3 %



This map is for illustration purposes only. The boundaries and names shown and the designations used on this map do not imply official endorsement or acceptance by the UN

PROTECTION SECTOR: KEY FIGURES BY COUNTRY

Population
ProjectionPeople in
Need (PiN)PiN
PercentagePeople
TargetedTarget Percentage
of PiNTotal
RequirementsRMRP
Partners

COUNTRY							
BRAZIL	776.0 K	505.9 K	65.2%	155.0 K	30.6%	12.88 M	26
CHILE	996.5 K	364.6 K	36.6%	42.5 K	11.7%	18.87 M	8
COLOMBIA	7.63 M	4.40 M	57.7%	719.2 K	16.3%	60.76 M	36
ECUADOR	994.8 K	691.5 K	69.5%	425.0 K	61.5%	42.07 M	38
PERU	3.46 M	1.11 M	32.0%	857.3 K	77.4%	48.88 M	49
CARIBBEAN							
ARUBA	21.0 K	14.7 K	70.0%	2.7 K	18.5%	1.06 M	4
CURAÇAO	19.6 K	13.7 K	70.2%	2.1 K	15.4%	1.08 M	3
DOMINICAN REPUBLIC	139.8 K	106.3 K	76.0%	13.7 K	12.9%	5.14 M	2
GUYANA	30.0 K	12.0 K	40.2%	7.0 K	57.9%	1.62 M	2
TRINIDAD AND TOBAGO	44.8 K	38.5 K	86.0%	12.6 K	32.8%	6.70 M	3
CENTRAL AMERICA & MEXICO							
COSTA RICA	506.4 K	248.8 K	49.1%	3.9 K	1.6%	1.86 M	3
MEXICO	598.9 K	407.3 K	68.0%	33.6 K	8.3%	5.99 M	4
PANAMA	513.6 K	335.6 K	65.3%	38.0 K	11.3%	2.83 M	8
SOUTHERN CONE							
ARGENTINA	456.5 K	32.0 K	7.0%	2.5 K	7.7%	4.91 M	7
BOLIVIA	142.3 K	91.1 K	64.0%	15.8 K	17.3%	2.19 M	6
PARAGUAY	13.3 K	1.6 K	12.3%	1.5 K	92.3%	1.14 M	2
URUGUAY	99.8 K	5.0 K	5.0%	2.0 K	39.3%	844.2 K	6

Please note that these country figures cannot be summed to create regional totals, as they include populations in-transit in each country.

CHILD PROTECTION

OVERALL REGIONAL FIGURES



POPULATION PROJECTION (PP) ■ **14.11 M**



PEOPLE IN NEED (PIN) ■ **2.69 M** 19.1% OF PP



PEOPLE TARGETED ■ **259.2 K** 9.6% OF PIN



TOTAL REQUIREMENTS
\$78.62 M



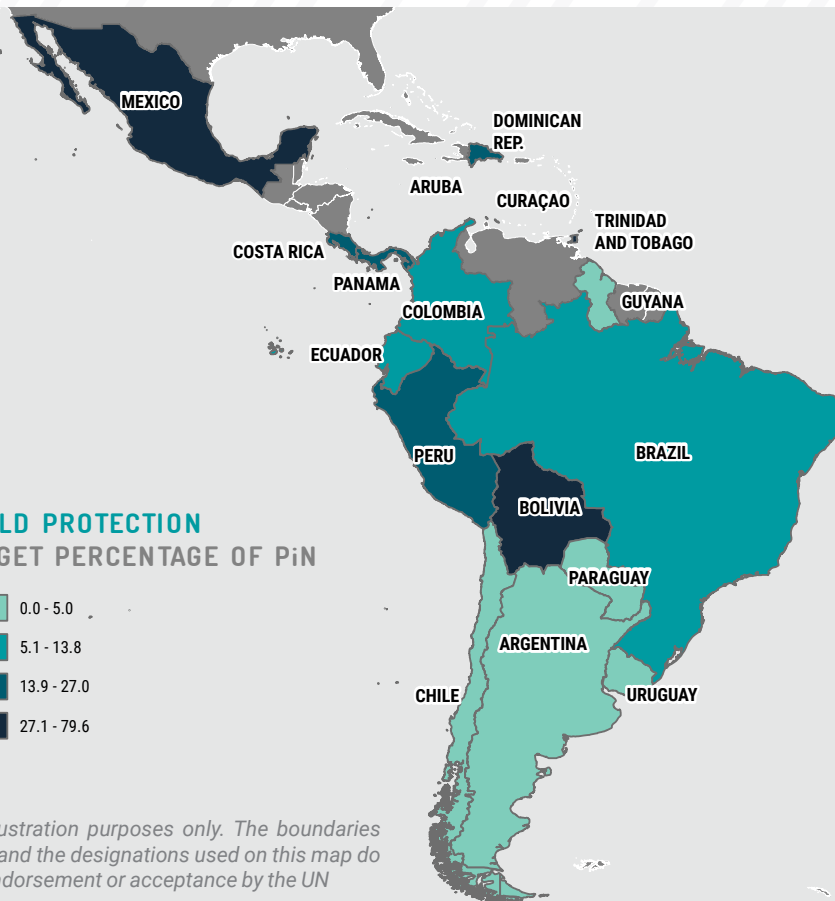
RMRP PARTNERS
63

ORGANIZATION TYPE

Civil Society / National NGO	23
Refugee and Migrant-led	15
International NGO	20
UN Agencies	4
Other	16



CHILD PROTECTION TARGET PERCENTAGE OF PiN



This map is for illustration purposes only. The boundaries and names shown and the designations used on this map do not imply official endorsement or acceptance by the UN

CHILD PROTECTION SUB-SECTOR: KEY FIGURES BY COUNTRY


Population
ProjectionPeople in
Need (PiN)PiN
PercentagePeople
TargetedTarget Percentage
of PiNTotal
RequirementsRMRP
Partners

COUNTRY							
BRAZIL	776.0 K	177.7 K	22.9%	18.2 K	10.3%	5.61 M	11
CHILE	996.5 K	149.0 K	14.9%	7.5 K	5.0%	4.26 M	4
COLOMBIA	7.63 M	1.73 M	22.7%	129.6 K	7.5%	27.48 M	19
ECUADOR	994.8 K	334.9 K	33.7%	46.1 K	13.8%	15.63 M	20
PERU	3.46 M	442.2 K	12.8%	73.2 K	16.6%	15.78 M	21
CARIBBEAN							
ARUBA	21.0 K	4.6 K	22.0%	3.0 K	65.0%	263.0 K	4
CURAÇAO	19.6 K	2.5 K	13.0%	130	5.1%	356.0 K	3
DOMINICAN REPUBLIC	139.8 K	14.0 K	10.0%	3.6 K	26.0%	1.08 M	3
GUYANA	30.0 K	9.0 K	30.0%	371	4.1%	470.5 K	3
TRINIDAD AND TOBAGO	44.8 K	10.2 K	22.7%	5.2 K	51.4%	1.15 M	2
CENTRAL AMERICA & MEXICO							
COSTA RICA	506.4 K	20.3 K	4.0%	5.5 K	27.0%	455.0 K	4
MEXICO	598.9 K	16.9 K	2.8%	5.5 K	32.7%	381.0 K	4
PANAMA	513.6 K	98.7 K	19.2%	17.6 K	17.9%	2.89 M	7
SOUTHERN CONE							
ARGENTINA	456.5 K	37.1 K	8.1%	168	0.5%	595.5 K	4
BOLIVIA	142.3 K	6.2 K	4.3%	4.9 K	79.6%	392.1 K	3
PARAGUAY	13.3 K	1.2 K	9.2%	-	-	15.0 K	1
URUGUAY	99.8 K	2.4 K	2.4%	321	13.2%	381.7 K	3

Please note that these country figures cannot be summed to create regional totals, as they include populations in-transit in each country.

GENDER-BASED VIOLENCE (GBV)

OVERALL REGIONAL FIGURES



POPULATION PROJECTION (PP) **14.11 M**



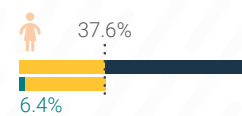
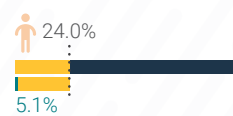
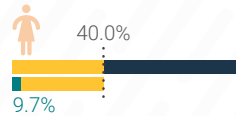
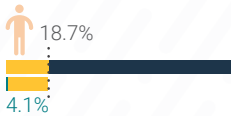
PEOPLE IN NEED (PIN)

4.10 M 29.1% OF PP



PEOPLE TARGETED

301.0 K 7.3% OF PIN



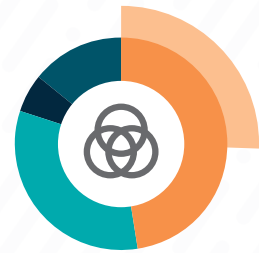
TOTAL REQUIREMENTS
\$65.05 M



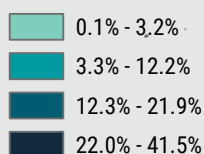
RMRP PARTNERS
86

ORGANIZATION TYPE

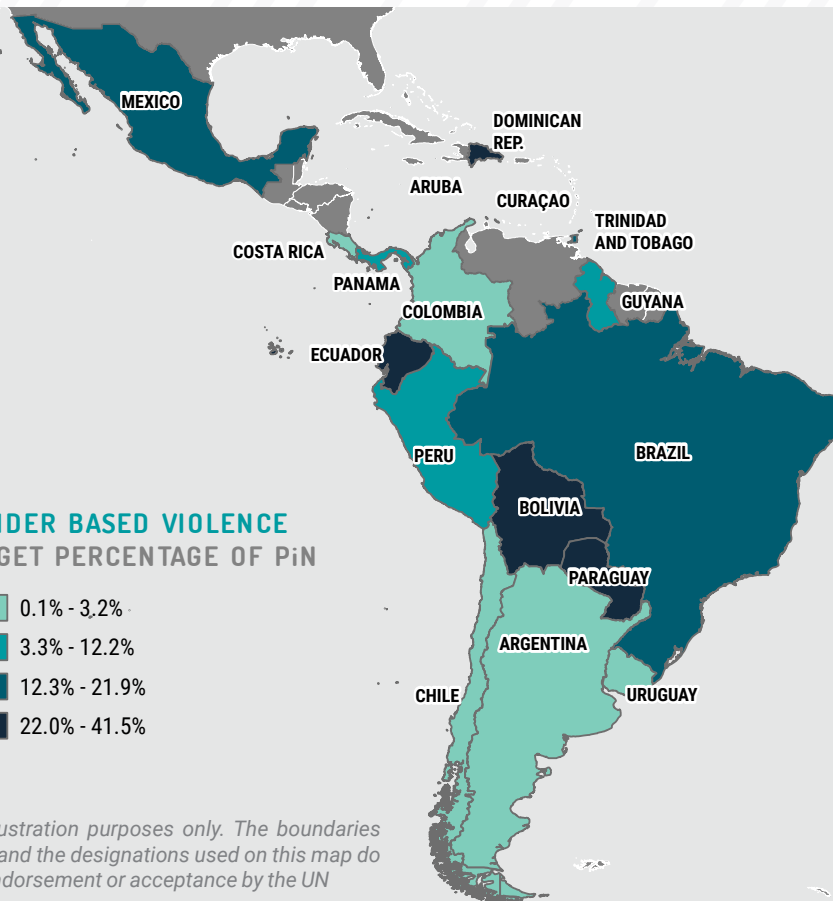
Civil Society / National NGO	41
Refugee and Migrant-led	22
International NGO	28
UN Agencies	5
Other	12



GENDER BASED VIOLENCE TARGET PERCENTAGE OF PIN



This map is for illustration purposes only. The boundaries and names shown and the designations used on this map do not imply official endorsement or acceptance by the UN



GENDER-BASED VIOLENCE (GBV) SUB-SECTOR: KEY FIGURES BY COUNTRY

Population
ProjectionPeople in
Need (PiN)PiN
PercentagePeople
TargetedTarget Percentage
of PiNTotal
RequirementsRMRP
Partners

COUNTRY							
BRAZIL	776.0 K	132.7 K	17.1%	22.6 K	17.1%	1.87 M	11
CHILE	996.5 K	104.0 K	10.4%	1.3 K	1.3%	2.53 M	5
COLOMBIA	7.63 M	3.13 M	41.0%	100.0 K	3.2%	20.08 M	33
ECUADOR	994.8 K	223.4 K	22.5%	92.6 K	41.5%	12.81 M	26
PERU	3.46 M	699.8 K	20.2%	85.3 K	12.2%	15.66 M	26
CARIBBEAN							
ARUBA	21.0 K	6.7 K	32.0%	760	11.3%	625.3 K	2
CURAÇAO	19.6 K	6.3 K	32.0%	1.2 K	19.0%	345.0 K	5
DOMINICAN REPUBLIC	139.8 K	25.2 K	18.0%	6.7 K	26.6%	954.6 K	5
GUYANA	30.0 K	11.9 K	39.8%	1.0 K	8.4%	2.04 M	5
TRINIDAD AND TOBAGO	44.8 K	14.8 K	33.0%	3.2 K	21.9%	748.0 K	5
CENTRAL AMERICA & MEXICO							
COSTA RICA	506.4 K	221.3 K	43.7%	1.2 K	0.6%	618.6 K	5
MEXICO	598.9 K	73.0 K	12.2%	14.0 K	19.2%	763.3 K	4
PANAMA	513.6 K	228.5 K	44.5%	25.0 K	10.9%	1.89 M	8
SOUTHERN CONE							
ARGENTINA	456.5 K	24.0 K	5.2%	30	0.1%	421.3 K	3
BOLIVIA	142.3 K	31.1 K	21.8%	7.6 K	24.5%	699.6 K	4
PARAGUAY	13.3 K	2.6 K	19.7%	946	36.1%	307.2 K	3
URUGUAY	99.8 K	10.8 K	10.8%	50	0.5%	195.0 K	2

Please note that these country figures cannot be summed to create regional totals, as they include populations in-transit in each country.

HUMAN TRAFFICKING & SMUGGLING

OVERALL REGIONAL FIGURES



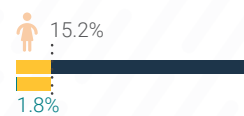
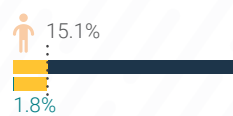
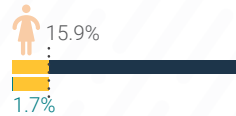
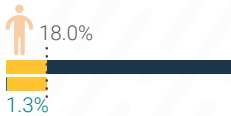
POPULATION PROJECTION (PP) ■ **14.11 M**



PEOPLE IN NEED (PIN) ■ **1.95 M** 13.8% OF PP



PEOPLE TARGETED ■ **37.5 K** 1.9% OF PIN



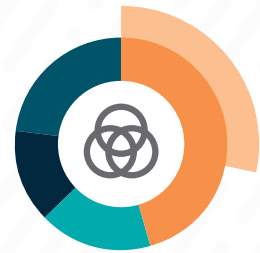
TOTAL REQUIREMENTS
\$19.85 M



RMRP PARTNERS
35

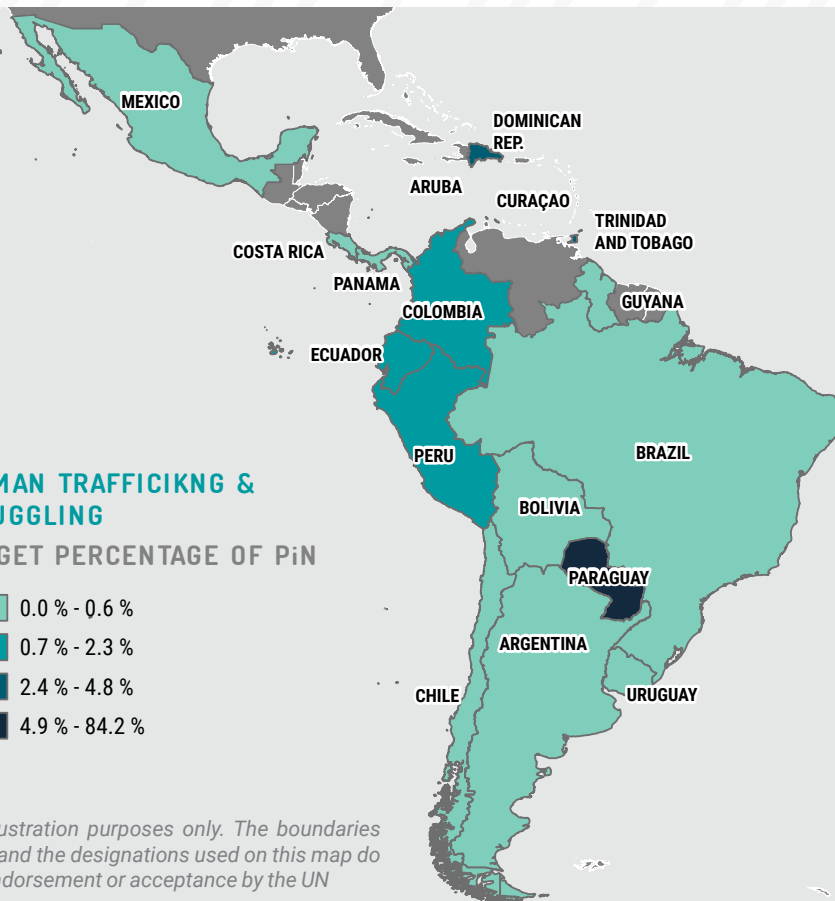

ORGANIZATION TYPE

Civil Society / National NGO	16
Refugee and Migrant-led	10
International NGO	6
UN Agencies	5
Other	8



HUMAN TRAFFICKING & SMUGGLING

TARGET PERCENTAGE OF PIN



This map is for illustration purposes only. The boundaries and names shown and the designations used on this map do not imply official endorsement or acceptance by the UN

HUMANITARIAN TRAFFICKING & SMUGGLING SUB-SECTOR: KEY FIGURES BY COUNTRY

Population
ProjectionPeople in
Need (PiN)PiN
PercentagePeople
TargetedTarget Percentage
of PiNTotal
RequirementsRMRP
Partners

COUNTRY							
BRAZIL	776.0 K	96.2 K	12.4%	96	0.1%	280.6 K	4
CHILE	996.5 K	68.6 K	6.9%	200	0.3%	369.0 K	2
COLOMBIA	7.63 M	1.23 M	16.1%	28.3 K	2.3%	4.18 M	10
ECUADOR	994.8 K	58.8 K	5.9%	923	1.6%	3.53 M	7
PERU	3.46 M	730.5 K	21.1%	9.9 K	1.4%	7.74 M	11
CARIBBEAN							
ARUBA	21.0 K	7.1 K	34.0%	10	0.1%	241.3 K	2
CURAÇAO	19.6 K	6.7 K	34.1%	-	-	80.0 K	2
DOMINICAN REPUBLIC	139.8 K	20.7 K	14.8%	1.0 K	4.8%	897.5 K	3
GUYANA	30.0 K	5.7 K	19.0%	-	-	14.3 K	1
TRINIDAD AND TOBAGO	44.8 K	6.7 K	15.0%	310	4.6%	743.0 K	3
CENTRAL AMERICA & MEXICO							
COSTA RICA	506.4 K	125.6 K	24.8%	-	-	49.0 K	2
MEXICO	598.9 K	22.4 K	3.7%	70	0.3%	94.0 K	1
PANAMA	513.6 K	286.9 K	55.9%	1.8 K	0.6%	205.0 K	2
SOUTHERN CONE							
ARGENTINA	456.5 K	7.8 K	1.7%	-	-	31.2 K	2
BOLIVIA	142.3 K	13.4 K	9.4%	10	0.1%	78.0 K	2
PARAGUAY	13.3 K	38	0.3%	32	84.2%	85.0 K	1
URUGUAY	99.8 K	188	0.2%	-	-	571.8 K	3

Please note that these country figures cannot be summed to create regional totals, as they include populations in-transit in each country.

SHELTER

OVERALL REGIONAL FIGURES



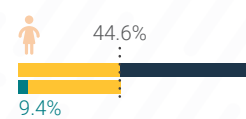
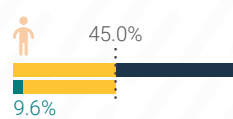
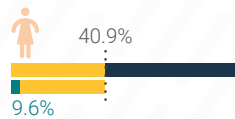
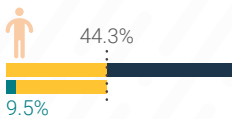
POPULATION PROJECTION (PP) ■ 14.11 M



PEOPLE IN NEED (PIN) ■ 5.60 M 39.7% OF PP

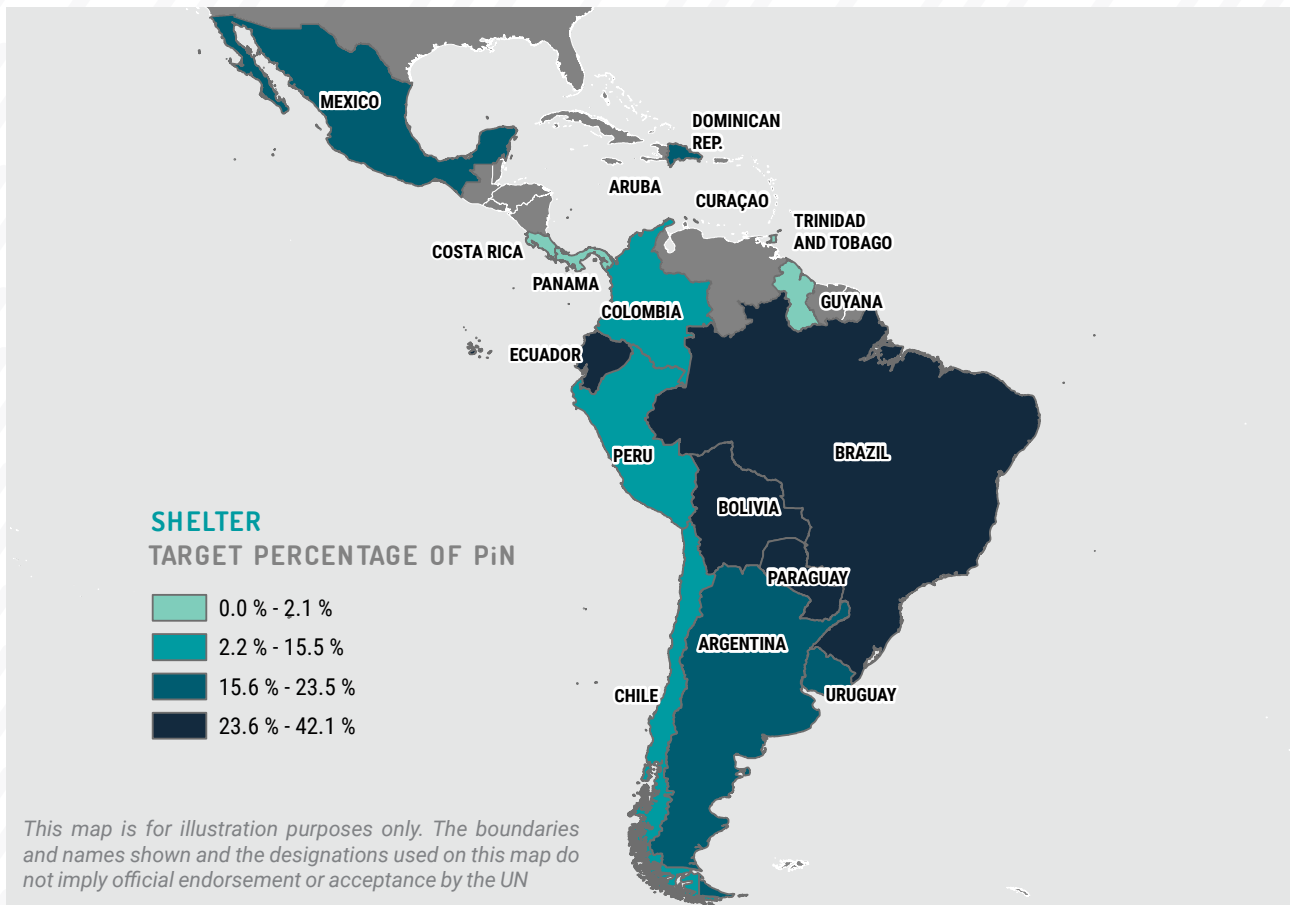
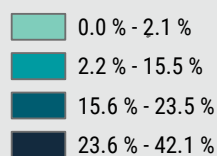


PEOPLE TARGETED ■ 473.2 K 8.5% OF PIN

TOTAL REQUIREMENTS
\$122.74 MRMRP PARTNERS
57

ORGANIZATION TYPE

■ Civil Society / National NGO	12
↳ ■ Refugee and Migrant-led	7
■ International NGO	20
■ UN Agencies	3
■ Other	22

SHELTER
TARGET PERCENTAGE OF PIN


SHELTER SECTOR: KEY FIGURES BY COUNTRY

Population
ProjectionPeople in
Need (PiN)PiN
PercentagePeople
TargetedTarget Percentage
of PiNTotal
RequirementsRMRP
Partners

COUNTRY							
BRAZIL	776.0 K	201.0 K	25.9%	63.8 K	31.7%	11.81 M	10
CHILE	996.5 K	131.9 K	13.2%	20.5 K	15.5%	16.50 M	4
COLOMBIA	7.63 M	4.14 M	54.3%	161.6 K	3.9%	27.52 M	17
ECUADOR	994.8 K	427.5 K	43.0%	179.9 K	42.1%	22.59 M	14
PERU	3.46 M	1.18 M	34.1%	165.5 K	14.0%	18.28 M	21
CARIBBEAN							
ARUBA	21.0 K	9.9 K	47.3%	-	-	-	-
CURAÇAO	19.6 K	9.0 K	46.2%	750	8.3%	10.0 K	1
DOMINICAN REPUBLIC	139.8 K	43.3 K	31.0%	7.7 K	17.8%	2.59 M	3
GUYANA	30.0 K	13.2 K	44.0%	280	2.1%	1.04 M	2
TRINIDAD AND TOBAGO	44.8 K	14.1 K	31.6%	220	1.6%	771.0 K	2
CENTRAL AMERICA & MEXICO							
COSTA RICA	506.4 K	262.7 K	51.9%	3.5 K	1.3%	1.29 M	3
MEXICO	598.9 K	163.9 K	27.4%	32.7 K	20.0%	4.35 M	3
PANAMA	513.6 K	344.8 K	67.1%	1.2 K	0.3%	1.46 M	4
SOUTHERN CONE							
ARGENTINA	456.5 K	57.3 K	12.5%	10.8 K	18.9%	2.52 M	4
BOLIVIA	142.3 K	83.0 K	58.3%	23.8 K	28.7%	3.16 M	5
PARAGUAY	13.3 K	2.5 K	19.1%	809	31.8%	834.4 K	2
URUGUAY	99.8 K	23.3 K	23.4%	5.5 K	23.5%	957.3 K	4

Please note that these country figures cannot be summed to create regional totals, as they include populations in-transit in each country.

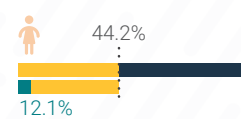
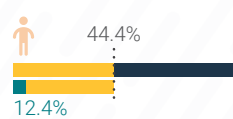
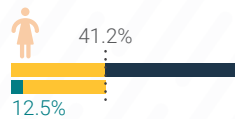
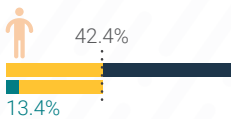
OVERALL REGIONAL FIGURES

POPULATION PROJECTION (PP) ■ **14.11 M**

PEOPLE IN NEED (PIN)

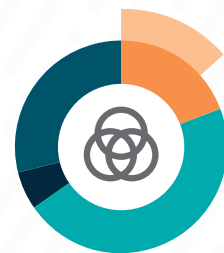
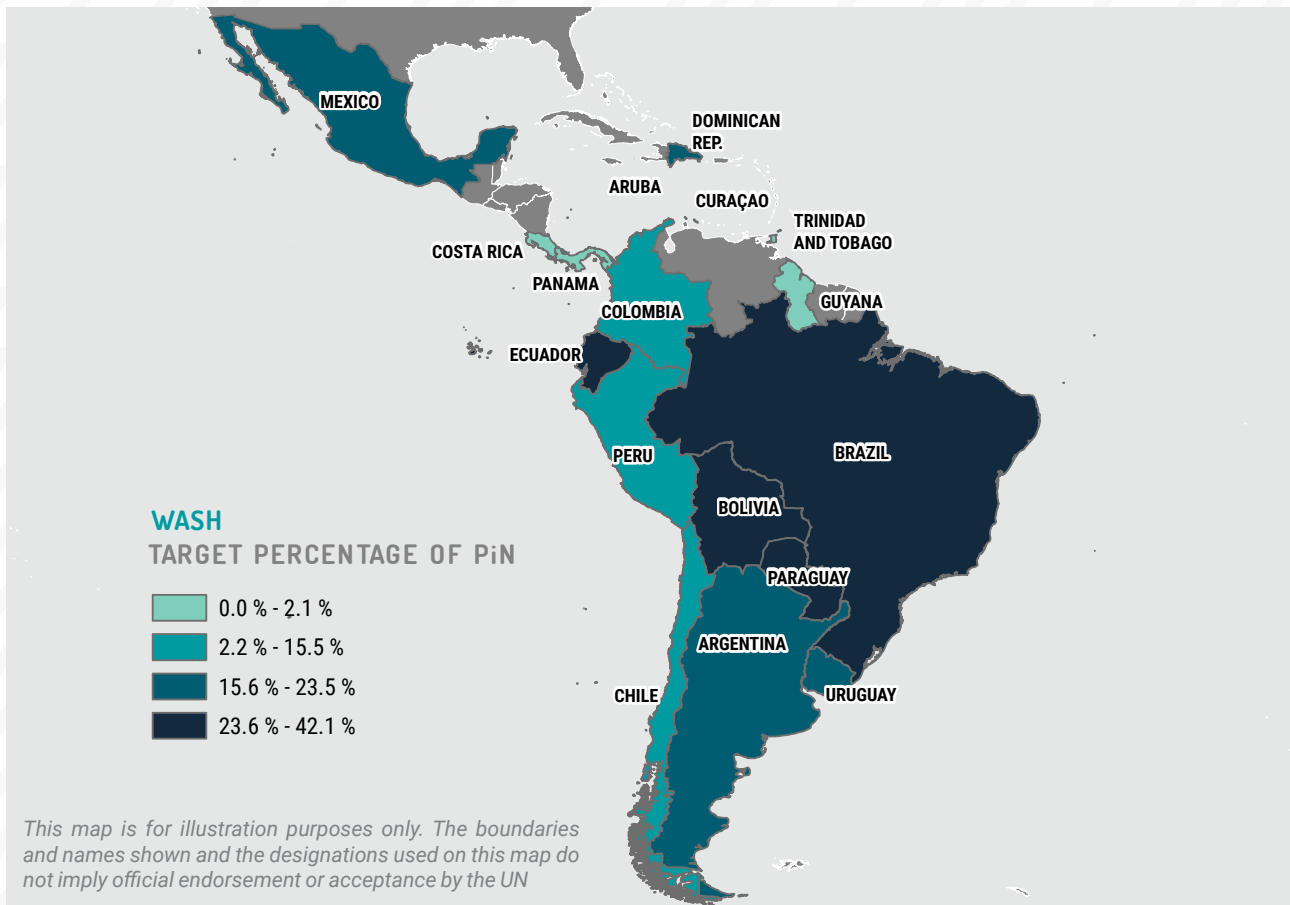
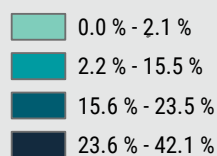
■ **5.60 M** 39.7% OF PP

PEOPLE TARGETED

■ **507.0 K** 9.1% OF PINTOTAL REQUIREMENTS
\$53.05 MRMRP PARTNERS
52

ORGANIZATION TYPE

■ Civil Society / National NGO	10
↳ ■ Refugee and Migrant-led	7
■ International NGO	24
■ UN Agencies	3
■ Other	15

WASH
TARGET PERCENTAGE OF PIN

WASH SECTOR: KEY FIGURES BY COUNTRY

Population
ProjectionPeople in
Need (PiN)PiN
PercentagePeople
TargetedTarget Percentage
of PiNTotal
RequirementsRMRP
Partners

COUNTRY							
BRAZIL	776.0 K	131.9 K	17.0%	51.6 K	39.1%	5.22 M	12
CHILE	996.5 K	107.8 K	10.8%	16.6 K	15.4%	5.59 M	5
COLOMBIA	7.63 M	4.51 M	59.0%	281.3 K	6.2%	17.63 M	25
ECUADOR	994.8 K	421.2 K	42.3%	190.5 K	45.2%	6.23 M	12
PERU	3.46 M	883.9 K	25.5%	186.9 K	21.1%	9.86 M	8
CARIBBEAN							
ARUBA	21.0 K	5.6 K	26.6%	2.1 K	38.3%	98.0 K	3
CURAÇAO	19.6 K	5.0 K	25.5%	530	10.6%	61.4 K	2
DOMINICAN REPUBLIC	139.8 K	43.3 K	31.0%	2.0 K	4.6%	765.0 K	2
GUYANA	30.0 K	14.2 K	47.5%	6.0 K	42.1%	626.1 K	3
TRINIDAD AND TOBAGO	44.8 K	3.9 K	8.7%	-	-	-	-
CENTRAL AMERICA & MEXICO							
COSTA RICA	506.4 K	253.4 K	50.0%	13.0 K	5.1%	788.2 K	4
MEXICO	598.9 K	66.0 K	11.0%	25.4 K	38.4%	1.04 M	2
PANAMA	513.6 K	403.1 K	78.5%	94.5 K	23.4%	2.19 M	4
SOUTHERN CONE							
ARGENTINA	456.5 K	93.6 K	20.5%	2.0 K	2.2%	170.3 K	2
BOLIVIA	142.3 K	46.6 K	32.8%	13.7 K	29.4%	647.9 K	2
PARAGUAY	13.3 K	1.2 K	9.3%	401	32.5%	96.7 K	1
URUGUAY	99.8 K	14.8 K	14.8%	1.9 K	12.5%	180.0 K	2

Please note that these country figures cannot be summed to create regional totals, as they include populations in-transit in each country.

SUMMARY OF THE REVISION PROCESS



This update to the Regional Refugee and Migrant Response Plan (RMRP) accompanies and supersedes the originally planned response for 2024 presented in the multi-year RMRP 2023-2024 launched in late 2022. It is the result of consultations with now 248 partner organizations in the RMRP, as well as host governments, donors, refugees¹ and migrants and host communities throughout the region, to update the planning scenarios originally foreseen for 2024 based on current events and changes in context, and to adjust the response to meet the needs of affected populations as identified through the most recent Refugee and Migrant Needs Analysis² (RMNA) conducted in 2023 and published on 12 September 2023.

These consultation processes, led by the Regional Inter-Agency Coordination Platform for the Response for Venezuelans (R4V), included a Regional Planning and Assumptions Survey completed in May 2023 (with 309 respondents from all 17 countries of the RMRP), the results of which were then discussed and refined at the Regional Planning and Scenarios Workshop held in June 2023, with the participation (for the first time) of organizations working within Venezuela to complement the analysis of R4V partners across 17 countries of the Latin America and Caribbean (LAC) region. On the

basis of the revised planning assumptions for 2024, partners in the RMRP – including new partners joining for the first time – were able to submit new activities, as well as to either maintain, adjust, or remove activities they had previously proposed in the RMRP 2023-2024, all with the goal to best meet the current needs of refugees and migrants and affected host communities. The information contained herein is the result of this activities submission, revision and validation process for 2024.

This also represents the first time that there has been an effort to align the RMRP response coordinated by R4V with the response of organizations working within Venezuela, coordinated by the U.N. Office for the Coordination of Humanitarian Affairs (OCHA) through the Humanitarian Response Plan (HRP). Initial conversations to align the RMRP and the Venezuela HRP were held in early-2023 to identify and address common areas of support provided to Venezuelans, regardless of their movement intentions, both within and outside their country of origin, including related to protection, health, education, integration, and shelter. (More information on this process is available in the section on Alignment Between the RMRP and the HRP Venezuela.)

[1] For the purpose of this document and all relating R4V materials, any reference to “refugees” shall be understood to include asylum-seekers.

[2] R4V, Refugee and Migrant Needs Analysis (RMNA) 2023, September 2023, <https://www.r4v.info/en/document/rmna-2023-needs-analysis>

DISTRIBUTION OF ACTIVITIES BY RMRP UPDATE STATUS, SECTOR AND PLATFORM

OVERALL

Maintain

Amend

New

Delete

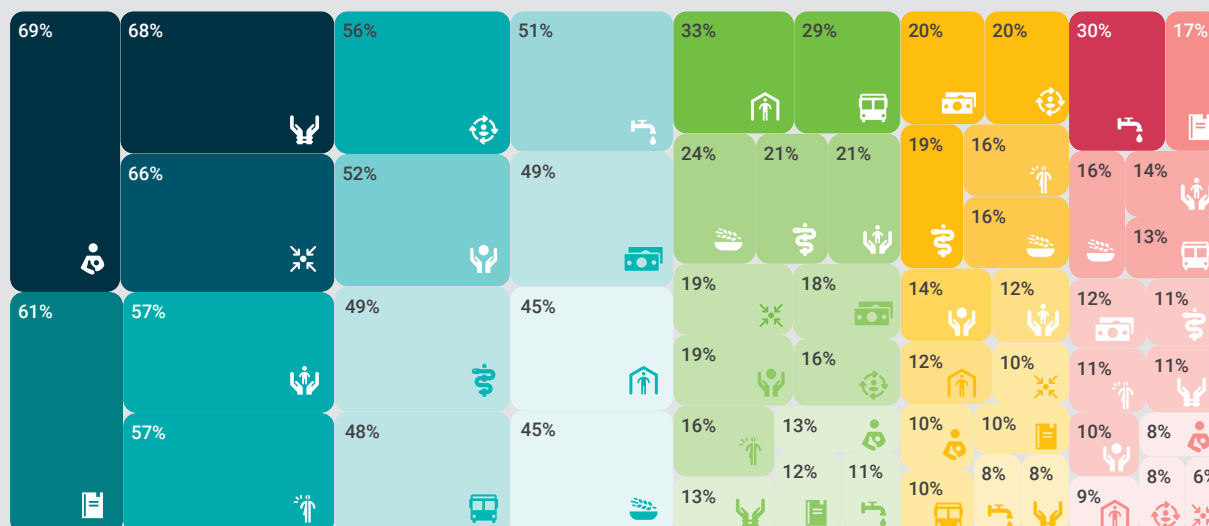
55%

19%

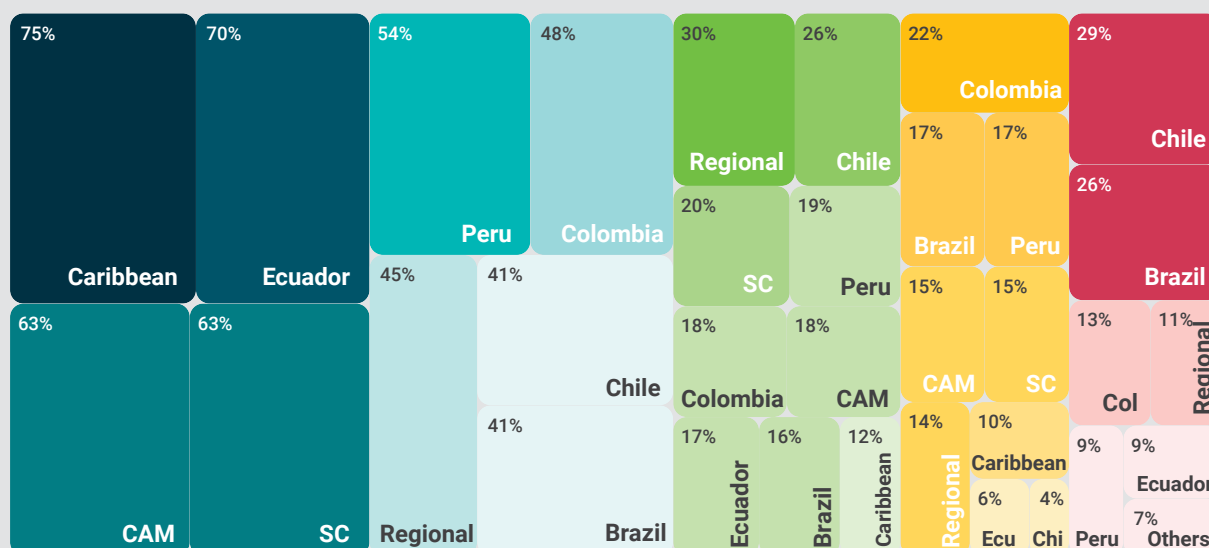
14%

12%

BY SECTOR



BY PLATFORM



CAM: Central America & Mexico

SC: Southern Cone

Col: Colombia

Ecu: Ecuador

Chi: Chile



Education



Food Security



Health



Humanitarian Transportation



Integration



Nutrition



Protection*



Child Protection



Gender-Based Violence



Human Trafficking and Smuggling



Shelter



WASH



Common Services



Multipurpose Cash Assistance

* Includes Support Spaces

The percentages showed in the sector and platform sections correspond to the proportion of the activities within each sector/platform that have been maintained, amended, deleted, or newly added.

2024 PLANNING ASSUMPTIONS & 2023 RMNA

Pursuant to the joint elaborations of the R4V Regional Planning and Scenarios Workshop, the following planning assumptions and scenario were agreed for 2024. This RMRP Update is to be read in conjunction with the RMNA 2023.

Overall, movement patterns of refugees and migrants from Venezuela are expected to maintain similar levels in 2024 as in 2023, affected by a number of variables, including continued and/or heightened movement restrictions and visa controls by host governments, a poor regional economic outlook,³ rising levels of xenophobia, and a reduced ability for refugees and migrants to integrate into host communities. Other relevant aspects include newly established policies and opportunities for regular pathways for refugees and migrants to move to the United States of America (USA) and possibly other countries,⁴ and changing political administrations in the region with varying approaches to managing refugee and migrant movements, including through regularization and documentation initiatives, amongst others.

Regarding movement patterns, R4V anticipates that the situation in 2024 will likely remain comparable to the movements observed in 2023, characterized by continued moderate outflows of refugees and migrants from Venezuela, with an approximate increase of 10 per cent in comparison to 2023, and intensified movements northward to Central and North America through Panama's Darien jungle (where some 458,200 refugees and migrants of all nationalities, 60 per cent of whom are Venezuelan, were recorded in-transit during the first ten months of 2023).⁵ The challenging socio-economic situation across the region, as well as heightened xenophobia against refugees and migrants from Venezuela, will continue to trigger onward and circular movements, as refugees and migrants search for a country and community that accepts them, offers stability, effective protection, and opportunity for a life lived with dignity. While return movements, particularly

those of a temporary and/or go-and-see nature, are anticipated to proceed (and involuntary returns may increase, given recent policy changes in some countries of transit and destination), it is expected that outflows from Venezuela will continue to considerably outnumber returns.

Countries in the region will continue to respond to significant movements of refugees and migrants with a variety of – at times increasingly restrictive, and other times rights-affirming – policies, both with positive and negative effects on refugees and migrants. It is expected that visa/movement restrictions imposed on refugees and migrants from Venezuela by countries in the past will continue, coupled in some cases with increased security measures, such as deployments of security forces to borders in an attempt to contain cross-border movements, and with more restrictive enforcement measures, such as deportations. As in past years, it is expected that this situation will further push refugees and migrants to resort to irregular routes, including by engaging smugglers – who are often part of organized criminal gangs – and therefore being exposed to heightened protection risks, including human trafficking, GBV, and other forms of violence.

It is expected that asylum decisions will continue to be delayed, restricting access to international protection across the region (with the exception of Brazil), while regularization initiatives, previously established by numerous countries and having provided regular status for millions of Venezuelans across the region, will continue and in some cases be newly established, re-opened or expanded to facilitate access for those roughly 36 per cent of refugees and migrants who have not yet had an opportunity to regularize their status.⁶ In addition, the opening of Safe Mobility Offices by the United States Government in some countries of the region in partnership with host countries,⁷ while still in an early phase, may have a positive and stabilizing impact on refugees and migrants who qualify, by providing them with options for a regular pathway to the USA.

[3] *Regional economic outlook. Western Hemisphere: Securing low inflation and nurturing potential growth.* International Monetary Fund (IMF), 13 October 2023. <https://www.imf.org/en/Publications/REO/WH/Issues/2023/10/13/regional-economic-outlook-western-hemisphere-october-2023>

[4] *The U.S. Government has established "Safe Mobility Offices" in Colombia, Costa Rica, Ecuador, and Guatemala, offering legal pathways for refugees and migrants. Similar facilities may be established throughout 2024 in other countries, and provide safe pathways also to other host countries beyond the USA.* <https://movilidadsegura.org/en/>

[5] *According to the National Migration Service (SNM) in Panama, among the 458,228 people who entered Panama via the Darien between 1 January and 31 October, 294,598 were refugees and migrants from Venezuela, 51,129 from Ecuador, and 41,489 from Haiti.* <https://www.datosabiertos.gob.pa/dataset/migracion-irregulares-en-transito-por-darien-por-pais-2023>

[6] *See the Regional Chapter of the RMNA 2023,* <https://www.r4v.info/en/document/rmna-2023-needs-analysis>

[7] *At the time of publication of this RMRP Update, these services were provided for differing population groups in Colombia, Costa Rica, Ecuador and Guatemala.* <https://movilidadsegura.org/en/>

SCOPE: DEFINITION OF POPULATION GROUPS, NEEDS AND TARGETS

The R4V Regional Platform constantly monitors the evolving movement dynamics of refugees and migrants across the region, primarily outflows from Venezuela in the form of arrivals to neighbouring countries, transit movements and onward movements, pendular movements and return movements. Transit movements of refugees and migrants from Venezuela have increasingly overlapped with and occurred simultaneously in time and place with movements of refugees and migrants from multiple other nationalities. These have since 2022 been part of the RMRP response in some of the 17 countries including in the response.

Given these mixed movements dynamics in the region, the RMRP 2023-2024 and this update to the 2024 response plan encompass the following population types:

- **In-Destination:** Individuals who have left their usual place of residence and who have the intention to remain in their host country.
- **In-Transit (Venezuelans):** Individuals who are transiting through a country prior to entering their intended country of destination. These may be new departures from Venezuela or persons moving from a host country to a new one and transiting through a country in which they may or may not receive any form of assistance. This category also includes those who are transiting from a host country to their country of origin (e.g. Venezuela) via another country.
- **In-Transit (Other Nationalities):** individuals of any nationality (other than Venezuelans) who are transiting through a country prior to entering their intended country of destination. This category is included for Costa Rica, Panama, Colombia, Ecuador, Peru and, for the first time this year, also Bolivia.
- **Affected Host Community:** Local population affected by the arrival and presence of refugees and migrants.
- **Pendular:** Temporary and usually repeated population movements, which may represent a movement pattern between Venezuela and a neighbouring country.
- **Colombian Returnees:** Individuals who were refugees or migrants in Venezuela and left Venezuela to return to their country of origin (in

this case, to Colombia). This does not include Venezuelan refugees and migrants returning to Venezuela.

Despite successful and ongoing efforts of multiple countries in the region to promote regularization, access to asylum and/or other legal status solutions for Venezuelans, one out of every three refugees and migrants from Venezuela is in an irregular situation, according to the RMNA for 2023. In terms of the definitions used in the RMNA and RMRP, people in irregular situations are comprised of two broad categories:

- Those who have crossed international borders without complying with all the legal and administrative requirements for entry into that state. This population may not have the required documentation or resources to do so.
- Those who entered a country through regular means and their regular situation has been impacted by various factors that may include but are not limited to expired visas or permits.

Given the greater protection risks and integration challenges faced by those in an irregular situation, including both in-destination and in-transit, assisting this population is a priority among R4V response actors. Those risks can include, among others, detention, deportation, human trafficking and other forms of exploitation. They also face greater barriers to accessing essential services and exercising their fundamental rights. To facilitate more accurate identification and targeting of this highly vulnerable population group for response planning, implementation and monitoring purposes, estimates regarding persons in irregular situations are based on joint data collection and analysis conducted by the National and Sub-regional R4V Platforms, in collaboration with partners and host governments.

PROJECTIONS AND PINS

According to the RMNA, by September 2023 some 4.42 million refugees and migrants in-destination were in need of humanitarian assistance, protection, and support for their socio-economic integration. This represents some 67.8 per cent of refugees and migrants from Venezuela in the LAC region. By end-2024, it is projected that there will be some 6.82 million refugees and migrants from Venezuela **in-destination** in the LAC region (corresponding to a slight increase from the reported 6.54 million in November 2023), including some 4.71 million people in-need (PiN) of assistance

according to the updated RMRP 2024 (representing 69.0 per cent of the population in-destination, a decrease of 4.5 percentage points compared to 2023).

Additionally, this RMRP projects that by end-2024 there will be some 1.93 million refugees and migrants from Venezuela **in pendular situations**, of whom 1.23 million will be in need of assistance (63.8 per cent of the pendular population, a decrease of 1.4 percentage points from 2023). The number of **Colombian returnees** is projected to remain at 980,000 by end-2024, of whom 512,500 are in-need of assistance (52.3 per cent of the Colombian returnee population, a reduction of 3 percentage points from 2023). Furthermore, it is estimated that there will be 2.22 million members of **host communities** in need.

Finally, the RMRP population projections and PiN estimates also include Venezuelans and other nationalities **in-transit**. However, to avoid double-counting these populations in a regional total figure (as they often transit through more than one country in a given year, at times moving in multiple directions, and will also eventually be part of the in-destination population in a given host country), the numbers of refugees and migrants in-transit are presented separately and individually per country. More information on transit movements in the region and related population estimates is available in the “Regional Background and Context” and “Movements Dynamics” sections that follow.

For detailed information on the data sources and methodology used to estimate the PiN figures in the RMRP, as well as data limitations, please refer to the Region at a Glance chapter of the [RMNA 2023](#).⁸

TARGETS

The now 248 partner organizations engaged in the RMRP 2024 analyzed their operational and outreach capacities to estimate targets of people to be reached with assistance in the following year, based on updates from their implementation and activities in 2023, as well as the updated planning assumptions and scenario for 2024. As a result, and despite the increase in the

number of partners (from 228 to 248), both the overall number of planned activities as well as the regional targets for all population types – except refugees and migrants in-transit – experienced decreases.⁹

Under this 2024 Plan Update, through more than 14,000 planned activities, R4V partners will target 2.20 million refugees and migrants **in-destination** to receive assistance (representing a 6.0 per cent decrease from 2023); 277,800 refugees and migrants engaging in **pendular** movements (a 24.9 per cent decrease from 2023); 66,100 Colombian **returnees** (59.1 per cent decrease from 2023); 387,200 members of affected **host communities** (a 27.6 per cent decrease from 2023); as well as some 624,400 refugees and migrants¹⁰ **in-transit**. Country-level projections of in-transit movements for populations moving north from Colombia through Central America and Mexico have been revised sharply upwards (from originally projected 2024 figures), to take into account growing rates of transit movements along these routes already seen in 2023. Nevertheless, the projections for in-transit populations along the Andean Corridor (between Bolivia, Colombia, Ecuador and Peru) are still greater for 2024.

As in past years, all population projections, estimations of PiNs and targets were developed by National and Sub-regional R4V Platforms and Sectors, in consultation with R4V partners and host governments in each country. These projections – including changes from the original RMRP 2023-2024 – draw particularly on the updated needs analysis available in the RMNA and the broad range of assessments, reports, statistics, and common analyses available from the humanitarian sector, academia, local and international NGOs and governments.

All key figures in the RMRP 2024, including all data of activities of R4V partners, are disaggregated by age and gender, as well as at the admin-level-1.¹¹ All activities included in the RMRP and related figures were reviewed and validated by the respective R4V sector co-leads together with partners and, in the case of population projections, also with host government authorities.

[8] <https://rmrp.r4v.info/rmna2023/>

[9] For detailed explanations of the changes in targets per sector and country, please see the Response Changes – Sector Priorities section and the respective country and sub-regional chapters that follow.

[10] In Bolivia, Colombia, Costa Rica, Ecuador, Panama and Peru, the R4V response also includes refugees and migrants of other nationalities (in addition to Venezuelan nationals) in-transit.

[11] Admin level 1 refers to the largest sub-national administrative unit of measure within a country (such as departments, states or provinces).

DATA AND INFORMATION IN THE RMRP



Access to reliable data facilitates better planning, implementation and monitoring of the response for refugees and migrants from Venezuela. The collection, analysis and sharing of relevant data helps R4V implement its commitments to effective coordination of the response and accountability to affected populations, donors and other stakeholders. The R4V Regional Platform therefore provides access to and analysis of data relating to population statistics¹² and population movements,¹³ activities planned,¹⁴ implemented and people reached by RMRP partners,¹⁵ and funds received¹⁶ for those activities by RMRP partners (as reported to the Financial Tracking Service, or FTS of OCHA).¹⁷

RMRP MONITORING FRAMEWORK

The Regional Monitoring Framework published as part of the biannual RMRP 2023-2024 will be used to continue monitoring progress that partners make in relation to the implemented activities and people targeted to receive assistance in 2024 for each population type, sector, and age and gender group. This framework is available in Annex 2 of the [RMRP 2023-2024](#)¹⁸, as well as through a [dashboard](#)¹⁹ on [r4v.info](#).

To facilitate transparency and accountability, the R4V Regional Platform shares the raw data it uses in its products, through online internal platforms such as Activity Info and external sites such as [Humanitarian DataExchange](#)²⁰ (commonly known as HDX). In addition to the raw data on Population Projections, PiN and Target estimates, the entire dataset of planned activities and the full list of PiN indicators are also published on the R4V HDX page. This allows stakeholders to trace and re-create how the figures presented in the RMRP have been calculated, furthering the goal of transparency. R4V data on this public site was downloaded more than 330 times from June to November 2023.

The [R4V website](#)²¹ and the dedicated microsites created for the both the [RMNA](#)²² and the [RMRP](#)²³ serve as a repository for all of these documents and resources produced by the R4V platforms, sectors and partners in the region, as well as for data relevant to the R4V response.

Population data (Population Projections, PiNs, Targets and People Reached) as well as the planned and implemented activities of the RMRP, and their financial requirements, are available on the [data page](#) of the R4V website²⁴ which is used by humanitarian actors, academia and journalists. The dashboards presented on this data page are:

[12] <https://www.r4v.info/en/refugeeandmigrants>

[13] See, e.g., R4V Regional Platform, Third Quarter 2023 Movements Report (July-Sept 2023), <https://www.r4v.info/en/movements-report-q3-2023>

[14] See the R4V Activity Explorer, <https://www.r4v.info/es/datos>

[15] See the R4V Monitoring Dashboard, <https://www.r4v.info/en/monitoring>

[16] See the R4V Funding Dashboard, <https://www.r4v.info/en/funding>

[17] <https://fts.unocha.org/plans/1129/flows>

[18] <https://www.r4v.info/en/rmrp2023-2024>

[19] <https://www.r4v.info/2023-2024-indicator-registry-and-guidance>


[20] <https://data.humdata.org/organization/r4v>

[21] <https://www.r4v.info/>

[22] <https://rmrp.r4v.info/rmna2023/>


[23] <https://rmrp.r4v.info/rmrp2024/>

[24] <https://www.r4v.info/en/data>



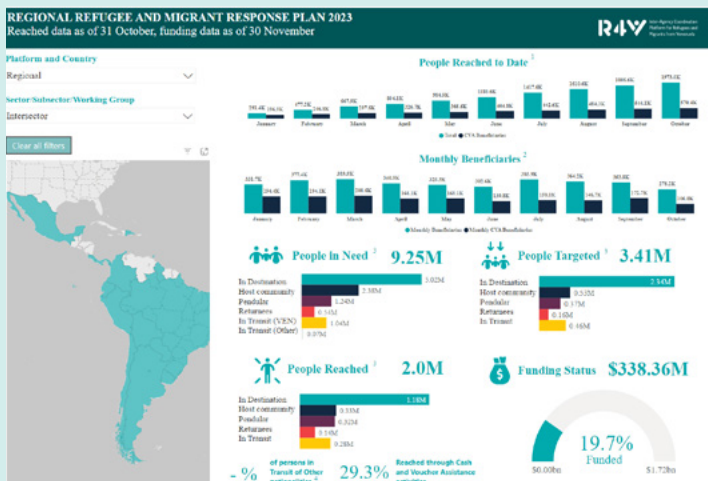
ACTIVITY EXPLORER

The Activity Explorer is a public dashboard that allows the viewer to explore and find all of the activities that have been proposed as part of the RMRP. The information can be filtered by country, partner, sector, etc. to obtain precise information about the budget and the partners involved in the response. This dashboard thus shares which partner has proposed which R4V response activities where, and the expected results and targets of those activities. It does not, however, indicate which activities proposed are actually being carried out.



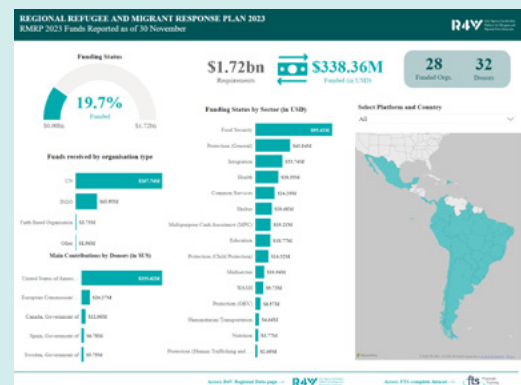
RMRP INSIGHT

The RMRP Insight focuses on the population figures (projections, PiN and Target) and shows the viewer these population estimations for the selected geographic area, as well as the budget, partners and number of activities implemented, at the national level and administrative level 1.



RMRP MONITORING OF PEOPLE REACHED

During the implementation phase of the response, the R4V Regional IM Team, as well as National and Sub-regional Platforms, produce dashboards and infographics on the advances of the response in the 17 RMRP countries.



RMRP FUNDING

The R4V funding dashboard displays information on funds received by partner organizations for their RMRP activities as reported to OCHA's Financial Tracking Service (FTS).²⁵



HDX

INTERESTED IN RAW DATA? [HTTPS://DATA.HUMDATA.ORG/ORGANIZATION/R4V](https://data.humdata.org/organization/R4V)

[25] <https://fts.unocha.org/plans/1129/flows>

REGIONAL BACKGROUND AND CONTEXT



© UNHCR/ Andro Higuera

The latter half of 2023 was characterized by often fast-paced changes in governments' responses to increasing mixed movements of refugees and migrants in Latin America and the Caribbean, which are likely to continue to define the context in 2024. Since the multi-year RMRP for 2023-2024 was originally issued at the end of 2022, partners revisited their response activities for 2024 in light of the evolving operational context described below.

Multiple countries in South America underwent **political transitions** in 2023 or will have **new governments** in 2024. Four countries had new heads-of-state sworn-in during late 2022 (Colombia and Peru) or early 2023 (Brazil and Paraguay) with their respective administrations subsequently taking steps to re-evaluate and at times re-align their approaches to supporting refugees and migrants with their national priorities. Notably for Brazil and Colombia, and more recently Paraguay, this included **re-establishing diplomatic relationships with the Government of Venezuela**, but also continuing the regularization process (in the case of Colombia) and reception, refugee status recognition and integration procedures (in Brazil and Paraguay) established by preceding governments. Meanwhile, presidential

elections in late 2023 in both Argentina and Ecuador will result in new administrations taking office in 2024, in contexts where issues such as growing insecurity (in the case of Ecuador) and rampant inflation (in the case of Argentina) currently pose significant challenges to the successful integration of refugees and migrants into their host communities. General elections in Mexico and Panama, to be conducted in the first half of 2024, may also have ramifications for policies related to refugees and migrants, particularly with record-breaking northward movements through these countries in 2023.

Given these myriad political changes, it is perhaps remarkable the number of countries that began or continued **special regularization procedures for Venezuelans in 2023**. These included Colombia (which continued issuing its Temporary Protection Status for Venezuelans, or TPS, to those previously registered); Peru (which began a new regularization initiative in May 2023 including an amnesty on fines, which will lead to the provision of a Special Resident Migratory Category in 2024); Ecuador (which began the third phase of its regularization process for Venezuelans to receive a VIRTE visa); Costa Rica (which began a new Special

Temporary Category for Venezuelans whose asylum claims remain pending or were denied); Panama (which announced a new temporary protection permit for those who have been in the country for at least a year) and the Dominican Republic (which completed its Normalization Plan for Venezuelans, or PNV). Meanwhile, Brazil stands out for its ongoing commitment to admit and extend international protection to Venezuelans, the vast majority of whom are recognized as refugees, thereby ensuring they have a form of legal status from the moment of their arrival, without the need to subsequently regularize their situation. Several Southern Cone countries also – namely Argentina, Paraguay, and Uruguay – continue to facilitate regular entry and adjustment of status, including administrative facilities for Venezuelans to avoid situations of irregularity for the population in destination.

Other countries enacted **new laws and policies relating to refugees and migrants**, particularly those seeing increased arrivals of Venezuelans and other nationalities in mixed movements. In both Chile and Costa Rica, presidents in their second years in office enacted executive decrees and made other policy changes relating to border control, regularization and/or asylum procedures in contexts of significant irregular arrivals to (or transit movements through) their respective countries, with ripple effects on refugees and migrants in neighboring countries (particularly for Bolivia and Peru in the case of Chile). Mexico and Panama also saw multiple **changes to their mixed migration responses** in the course of 2023, including some in response to domestic pressures (such as adjusting immigration detention practices and limiting cargo train operations in Mexico following the deaths of refugees and migrants in detention centers and during transit, or in Panama, due to host communities in the Darien being unable to accommodate vastly increasing numbers of arrivals) as well as external forces (such as dialogue with other countries, including Colombia and the USA).

Changes in admissions and border management policies in the USA impacted movement dynamics across the region, many of which (such as the end of Title 42 in May 2023, and the establishment of alternative lawful admission pathways for entry to the USA through the Safe Mobility Offices initiative so far implemented in Colombia, Costa Rica, Ecuador, and Guatemala) have already been discussed in the RMNA 2023²⁶ and the R4V Movements Reports.²⁷ The re-initiation of direct deportation flights from the USA to Venezuela in October 2023 was associated with a significant subsequent drop in the number of Venezuelans apprehended crossing irregularly from Mexico.²⁸ As a key destination country for refugees and migrants on the move in the region, policies in the USA are likely to continue to shape population movements and countries' responses in 2024.

MOVEMENT DYNAMICS

If 2022 was the year of countries' new visa requirements compelling even more refugees and migrants to use irregular transit routes, including to move north towards the USA, 2023 was the year that cemented refugees' and migrants' northward movements as a dominant trend not only in Central America but also across South America. By the end of 2023, northward movements of refugees and migrants departing from Ecuador to Colombia surpassed southward movements to Peru, and for the first time since data was available, northbound exits from Peru to Ecuador were greater than southbound movements from Ecuador to Peru.²⁹ As far south as Chile, increased northward movements of refugees and migrants were identified, and total departures from Chile to Peru surpassed entries from Peru to Chile during the past 12 months.³⁰

While onward movements of refugees and migrants from previous host countries (including Colombia, Ecuador, Peru and Chile) made up the vast majority (two out of every three) of those in northward transit via the Darien in early 2023, by the end of the year, almost two out of three Venezuelans in-transit were leaving directly from Venezuela. In April, 31 per cent of Venezuelans crossing the Darien in Panama came directly from

[26] R4V, RMNA (September 2023), <https://www.r4v.info/en/document/rmna-2023-needs-analysis>

[27] R4V Regional Platform, Third Quarter 2023 Movements Report (July-Sept 2023), <https://www.r4v.info/en/movements-report-q3-2023>

[28] *Ibid.*

[29] *Ibid.*

[30] According to data available from October 2022 – September 2023, as reported in the R4V Regional Platform, Movements Reports for the Fourth Quarter 2022; First Quarter 2023; Second Quarter 2023; and Third Quarter 2023.

Venezuela, by July it was 45 per cent, and by October it was 59 per cent,³¹ showing an accelerating trend of departures from Venezuela heading northward via Colombia and Panama towards the USA.³² By the end of October, over 294,500 Venezuelans had transited through the Darien in Panama so far this year – double the entries recorded at the same period last year (some 148,200) – with over 90 per cent a month indicating that their intended final destination was the USA.³³

RETURN DYNAMICS

Exits from Venezuela to neighboring Brazil and Colombia outnumbered entries to Venezuela along those same borders during every month of 2023, as in the past several years, indicating that more Venezuelans continued to leave their country than return to it. Along the border with Brazil, there were 12 exits from Venezuela for every entry from Brazil during the third quarter of this year, while along the border with Colombia, there were 1.5 exits from Venezuela per entry from Colombia during the same period.³⁴ These and other movement dynamics led R4V to estimate the total population of Venezuelan refugees and migrants in the region to reach 6.82 million by the end of 2024.

According to available data on entries and exits to and from Venezuela and neighboring countries in 2023, returns continue to be predominantly temporary and exploratory in nature, although the latest data from the third quarter of 2023 suggests intentions of permanence may be increasing. For example, during the third quarter of 2023, 18 per cent of Venezuelans interviewed as they were leaving Brazil said they were

returning to Venezuela permanently, which was a significant increase from the 9 per cent who expressed permanent return intentions in the previous quarter³⁵ (nevertheless over 80 per cent stated that they planned to return to Brazil within the next three months, and one in three planned to bring family members with them from Venezuela). In Colombia, an increase in both exits to Venezuela and pendular movements was observed during the third quarter of 2023.³⁶

Forced returns to Venezuela increased in the latter half of 2023, including due to changes in various host governments' policies, including one which shares a maritime border with Venezuela (Trinidad and Tobago) and one which is the top intended destination of Venezuelans traveling north across the continent (USA). In July and August 2023, the Government of Trinidad and Tobago reportedly deported over 250 Venezuelans in an irregular situation,³⁷ including refugees and asylum-seekers, after their High Court ruled in July that the country had not incorporated their *non-refoulement* obligations under the 1951 Refugee Convention through domestic legislation.³⁸ Then, in October 2023, the Government of the USA announced that it would begin direct deportation flights of Venezuelans in an irregular situation who did not qualify to receive asylum or another legal basis to remain in the country. By the end of November, at least five flights from the USA had reportedly deported over 650 Venezuelans to their country of origin, under (involuntary) conditions that the Government of Venezuela referred to as part of its *Vuelta a la Patria* programme.³⁹

[31] UNHCR, *Mixed Movements Official Data* (October 2023), <https://data.unhcr.org/en/documents/details/104236/>

[32] R4V Regional Platform, *Third Quarter 2023 Movements Report* (July-Sept 2023), <https://www.r4v.info/en/movements-report-q3-2023>

[33] *Ibid.* and National Migration Service (SNM) of the Government of Panama, *Irregular Transit Through the Darien by Country, 2023* <https://www.migracion.gob.pa/inicio/estadisticas>

[34] R4V Regional Platform, *Third Quarter 2023 Movements Report* (July-Sept 2023), <https://www.r4v.info/en/movements-report-q3-2023>

[35] *Ibid.*

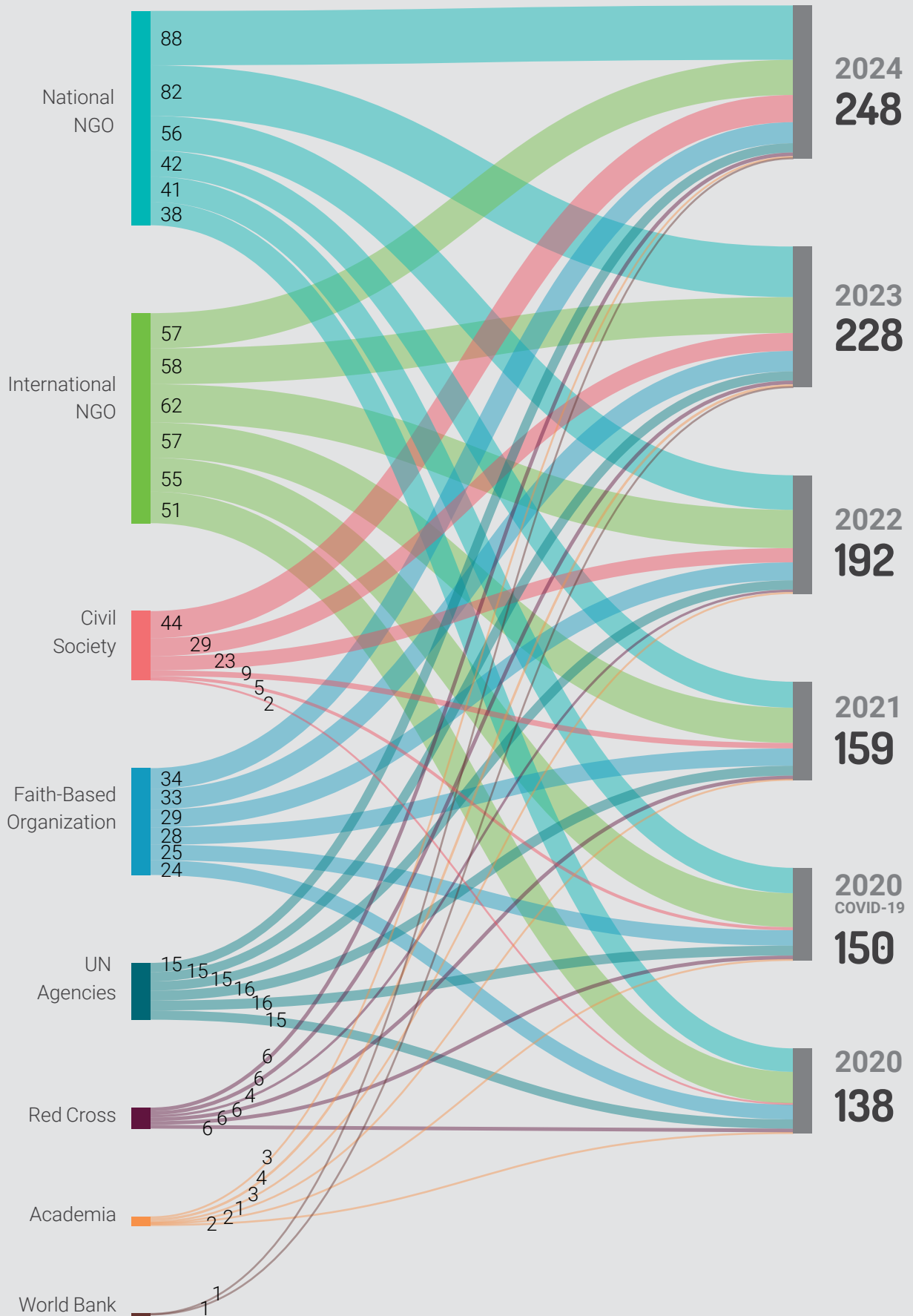
[36] *Ibid.*

[37] See Amnesty International, *Trinidad and Tobago: Deportation of 165 Venezuelans violates international law* (6 August 2023) <https://www.amnesty.org/en/latest/news/2020/08/trinidad-tobago-deportation-165-venezuelans-violates-international-law/> and Amnesty International, *Trinidad and Tobago: Authorities must stop deporting refugees and asylum seekers* (17 August 2023), <https://www.amnesty.org/en/latest/news/2023/08/trinidad-tobago-must-stop-deporting-refugees/>

[38] *Despite customary international law norms against refoulement that apply whether or not a country is a party to the 1951 Refugee Convention, the Government of Trinidad and Tobago deported asylum-seekers and refugees registered with / recognized by UNHCR. See OHCHR, Trinidad and Tobago: Court ruling on deportations will gravely impact refugees and migrants, UN experts say* (26 July 2023), <https://bit.ly/3RazlMa>. The case remains pending appeal before the responsible UK Privy Council.

[39] See, e.g., <https://www.nytimes.com/2023/10/18/world/americas/venezuelans-deportations-migrants.html>; <https://www.latimes.com/espanol/internacional/articulo/2023-10-24/llega-a-venezuela-un-segundo-vuelo-con-mas-de-100-migrantes-deportados-desde-eeuu>; https://www.swissinfo.ch/spa/venezuela-migraci%C3%B3n-eeuu_m%C3%A1s-de-350-migrantes-fueron-repatriados-desde-eeuu-a-venezuela-por-acuerdo-entre-gobiernos/48940392; <https://www.telesurenglish.net/news/2nd-Flight-with-Migrants-Arrives-in-Venezuela-from-the-US-20231024-0014.html>.

NUMBER OF ORGANISATIONS PER TYPE PER RMRP



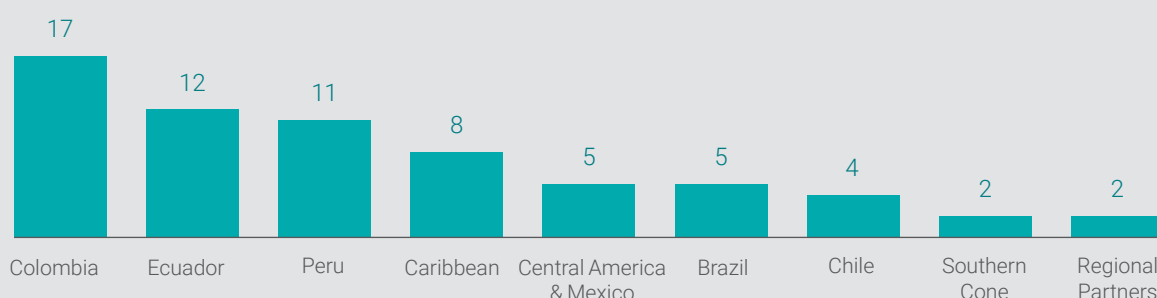
LOCALIZATION: ROLE OF CIVIL SOCIETY

With a goal to have a response that is “as local as possible and as international as necessary,”⁴⁰ R4V has worked with partners across the region to increase the participation of local organizations (particularly refugee- and migrant-led organizations) in the RMRP planning and implementation processes year-after-year. As a result, a record number (65) and proportion (more than 1 in 4) of appealing partners in the updated 2024 RMRP are refugee- and migrant-led organizations. In the framework of a response that is primarily “in support of” refugees and migrants, R4V has especially encouraged and facilitated the active participation of

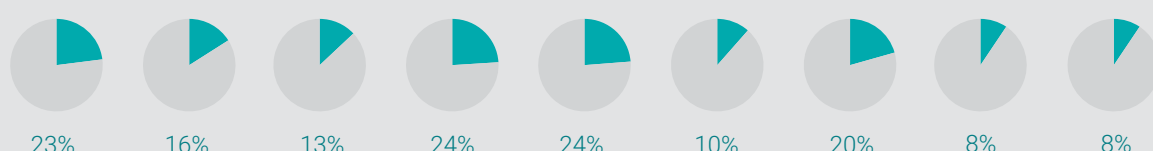
these organizations, in line with the principle of “nothing about us without us.”

The R4V commitment and approach to localization therefore combines an emphasis on supporting local actors (and the particular knowledge, sustainability and efficiency that they bring to a response) with that of strengthening the role of refugee- and migrant-led organizations (enhancing accountability to affected populations and supporting the active role of refugees and migrants in planning, implementing and evaluating activities that affect their communities), particularly where those types of organizations overlap.

NUMBER AND PROPORTION OF REFUGEE AND MIGRANT-LED ORGANIZATION IN THE RMRP 2024 UPDATE BY PLATFORM



Proportion of total RMRP partners that are led by refugees and migrants



The R4V approach to localization incorporates the following processes and principles across four main areas:

Participation in the RMRP / R4V: As part of efforts to be as open and transparent as possible, including in terms of the criteria for participation in the RMRP, R4V has maintained that any organization engaged in activities to support refugees and migrants and/or their host communities can include their activities in the submission process for the annual or bi-annual RMRP planning, and thereby become an “appealing partner” of the RMRP. Information on the submission of activities and validation process, as well as the templates and portal for those submissions, is publicly available on

the R4V.info website. In addition, the Regional, Sub-regional and National Platforms offer webinars which are publicly advertised and open to all participants to describe the activities submission process and facilitate broad-based participation in the response plan. Furthermore, all organizations are invited and encouraged to include their activities in the RMRP, even activities that have been previously or are currently being funded by another organization that is already participating as an appealing partner in the RMRP. This helps enhance the visibility of smaller organizations so that their activities can be known to (and potentially supported directly by) donors who are interested in funding more local actors. To facilitate this direct link

[40] Inter-Agency Standing Committee (IASC), *Localization* (accessed 13 November 2023), <https://interagencystandingcommittee.org/localisation>

between donors and all RMRP organizations, tools such as the Activity Explorer⁴¹ provide donors (and all stakeholders) with a public searchable database of RMRP activities, which can be filtered by location, with the smallest unit being at the municipal level (admin-level-1) to identify organizations working in a given geographical location (as well as searching by sector and even keyword of the activity, to identify those organizations working with specific populations – such as indigenous communities, LGBTQI+ individuals, etc. – and certain types or modalities of activities – such as capacity-building, cash and voucher assistance, etc. – that may be of particular interest to donors).

Monitoring and Reporting: The Regional, Sub-regional and National R4V Platforms have worked to harmonize and streamline the minimum monitoring and reporting requirements for participating in the RMRP, in order to help facilitate smaller organizations (particularly local and national civil society organizations) to be able to comply with these, while also maintaining certain minimum standards for the quality, transparency and accountability of the response. To that end, the R4V Platforms have established and/or facilitated partners' use of various common databases and services for activities monitoring and financial reporting, including ActivityInfo (to report on people reached through activities carried out within the framework of the RMRP) and the Financial Tracking Service (FTS) of OCHA (which is the system used – external to R4V – for RMRP partners to report funds received directly from donors to carry out activities included in the Response Plan). Partners' activities and funding (when reported through these mechanisms) are then visible in public R4V information management products, such as the Monitoring Dashboard⁴² and the Financial Dashboard,⁴³ increasing the transparency of the response and the visibility of all actors who are participating in the RMRP and receiving funding from donors for their activities.⁴⁴

Capacity-Building: The information management, reporting and communications tools and capacities managed by the R4V Platforms at the regional, sub-regional and national levels are a value-added resource and common service provided for the benefit of all

partners (particularly for those smaller organizations that do not have their own in-house information-management capacities). Examples include the joint needs assessments (JNAs) coordinated by the R4V teams in countries across the region, the data obtained through which is of use for all partners across all sectors of the response to plan future activities in response to needs identified, thereby helping to lessen the access-to-information barriers that can otherwise be prohibitive for new organizations and partners to enter an already established landscape of professional humanitarian actors. Additionally, R4V as a response architecture includes technical experts on cross-cutting issues and themes who help to ensure that all response actors (including smaller and local organizations) incorporate and comply with minimum standards regarding their obligations to, for example, protect refugees and migrants from sexual exploitation and abuse (PSEA); mainstream age, gender and diversity (AGD) and disaggregate data and target activities accordingly; promote accountability to affected populations (AAP); and consider and plan for the environmental impact of response activities. In order to strengthen partners' capacities in these technical and thematic areas, R4V platform teams, working groups and cross-cutting issue experts regularly engage in a variety of initiatives, including trainings, sharing of best practices, joint missions, inter-sectoral and inter-agency activities, and capacity-building efforts at the regional, sub-regional and national levels, with participation open to all RMRP partner organizations. For example, R4V platforms in Ecuador and Brazil have provided trainings on fundraising and resource mobilization to partners, including local organizations, using guidance and training materials developed in both Spanish and Portuguese and available publicly on R4V.info.⁴⁵

Leadership and Visibility: In addition to the visibility gained through the inclusion of information in the monitoring and reporting mechanisms and products noted above, R4V seeks to create spaces for NGOs and civil society organizations to play visible and meaningful leadership roles in the structure of the response. At the national and local levels in particular,

[41] R4V Activity Explorer, https://www.r4v.info/en/activity_explorer

[42] R4V Monitoring Dashboard, <https://www.r4v.info/en/monitoring>

[43] R4V Financial Dashboard, <https://www.r4v.info/en/funding>

[44] It is important to note that FTS does not facilitate (nor does the system easily allow for) partners to report funds received if the donor is another organization participating in the response plan, as this would double-count funds received from donors. For recommendations on how to increase the visibility of funds received by local and refugee- and migrant-led organizations, including these funds' tracking in FTS, see e.g. HPG/ODI, Funding refugee-led organizations: Five key findings from our research (November 2023), https://cdn.odi.org/media/documents/HPG_ExecSum_funding_to_RLOs_final.pdf

[45] <https://www.r4v.info/es/document/manual-programa-de-capacitacion-en-recaudacion-de-recursos>

local civil society organizations are encouraged to engage in co-leadership of national and local sectors, in areas of their expertise and response capacity, as well as at the regional level, where all but one regional sector are co-led by NGOs and UN agencies. R4V

events and products (including reports and audio-visual communications content) seek to incorporate and highlight the activities of local organizations and the voices of refugee- and migrant-led organizations, and also, refugees and migrants themselves.



THE IMPORTANCE OF LOCALIZATION, TRIPLE NEXUS AND THE ROLE OF VENEZUELAN REFUGEE- AND MIGRANT-LED ORGANIZATIONS

BY: ANA MARIA DIEZ,
PRESIDENT OF COALICIÓN POR VENEZUELA



In a region characterized by great inequalities and constant mixed flows, localization by definition begins with synergy between international cooperation and local partners, but even more, localization is a great opportunity to achieve better interventions in less time. It is a framework within which to integrate the focus of the response and protection of refugees and migrants.

Latin America and the Caribbean seems to be in a permanent state of emergency, which leaves perpetually for tomorrow the task of development and peacebuilding; funds are primarily allocated to humanitarian assistance, leaving scarce resources and partners for development, which causes fatigue for donors, local teams and the responses given to people in need.

In this context, we share some recommendations to improve relationships on the ground:

1. Coordinate with leaders and organizations at all stages of the intervention process, especially during the planning and design stage, which guarantees more stable, effective, and lasting approaches.
2. Build trust among donors, humanitarian actors, and local partners. Acknowledging our work, recognizing the authorship of our participation, formalizing agreements, and providing certifications of the work carried out are simple actions that can create trust and build capacity.
3. Interventions carried out in partnership with local organizations are not only more cost-efficient, but also allow for organizational professional growth and leave local capacities in place in the community prepared for future contingencies. This is especially important considering that some 27 per cent of RMRP partners are refugee- and migrant-led organizations.
4. Think about and refer to partners, without using the label of "implementers", which not only shows respect, but in practice involves sharing knowledge and building confidence in each other's capabilities.
5. It is imperative that funding for interventions with local partners include their operating costs. It is not enough to serve the community, it is also necessary to take care of those who serve the community on the ground.
6. Organizations led by Venezuelan refugees and migrants hold knowledge from local contexts and are also the ideal vehicle to promote development. For us, growth among host communities also means thriving homes for us, and the creation of peace translates into stable lives without the need for re-immigrating.
7. Promote international cooperation to ensure a triple-nexus approach that addresses not only humanitarian assistance, but also recovery and sustainable development in host countries as well, considering the key role of Venezuelan refugee and migrant organizations.
8. Encourage the participation of organizations led by Venezuelan refugees and migrants in the planning and execution of humanitarian strategies and programmes, but also in decision-making spaces and the design of local public policies that impact our lives.

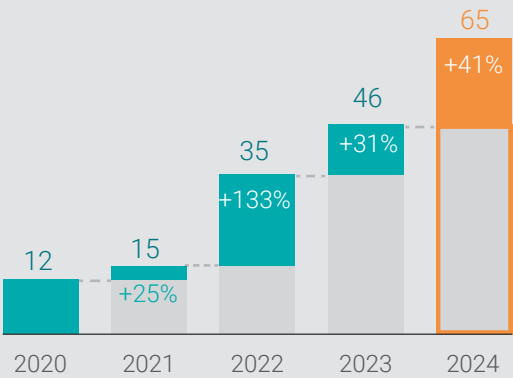
These recommendations are based on our lived experiences from various angles, including as participants in the response as well as a powerful network that shares learnings, training and strategies in real-time. Promoting coordinated, inclusive, and triple-nexus-based actions, highlighting the work of Venezuelan refugee- and migrant-led organizations is not only the right thing to do, but the smartest thing to do as a course of action.

RESPONSE CHANGES



TOP-LINE FIGURES AND HIGHLIGHTS

To support 2.93 million people targeted to receive assistance, the 2024 RMRP update brings together an unprecedented 248 appealing partners, who will require 1.59 billion USD to carry out over 14,000 activities with refugees and migrants and host communities in 17 countries. More than 1 in 4 appealing partners in the updated RMRP 2024 are refugee- and migrant-led organizations: the growth in their participation in the response plan (an increase of 41 per cent, up to 65 in 2024, from 46 in 2023) is the result of proactive outreach from the R4V Regional, Sub-Regional and National Platforms and is a concrete manifestation of R4V’s commitment to localization.



NUMBER AND GROWTH RATE OF REFUGEE AND MIGRANT-LED ORGANIZATIONS IN THE RMRP BY YEAR




BUDGET AND FUNDING

		
RMRP 2019	737.6 M	403.7 M (55%)
RMRP 2020 COVID-19	1.41 B	665.9 M (47%)
RMRP 2021	1.44 B	594.9 M (41%)
RMRP 2022	1.79 B	638.1 M (36%)
RMRP 2023	1.72 B	344.9 M (20%)*
RMRP 2024 UPDATE	1.59 B	-

*As of 4 December

 Required  Funded



There is an increase in the overall estimated number of People in Need (PiN) and target populations of refugees and migrants, particularly concerning those in-transit, in the updated RMRP 2024, with partners now planning to reach some 624,400 people in-transit with assistance.⁴⁶ This takes into account adjustments in the calculation methodology for intersectoral

needs of those in-transit, which includes refugees and migrants of other nationalities in-transit – in addition to Venezuelans – in the updated 2024 response (which as of 2024 also includes refugees and migrants in-transit of other nationalities in Bolivia, in addition to other nationalities in-transit in Colombia, Costa Rica, Ecuador, Panama and Peru).

[46] Given that the in-transit population is by nature passing through multiple countries, it is possible that people in-transit may be assisted in more than one country, which means that the total regional target for in-transit assistance can best be viewed as the number of times people are assisted by R4V partners.

Meanwhile, most sectors and countries have reduced PiNs and targets for the in-destination population compared to 2023, which reflects a reduction in the overall number of Venezuelans in need that is at least partially due to prior successful efforts by R4V partners and host countries to assist refugees and migrants in destination and incorporate them into national social protection systems. This is also attributable to population projections for refugees and migrants in-destination in some countries being lower for 2024 than was anticipated when developing the biannual Response Plan in late 2022 (with particularly marked downward revisions in Ecuador and Panama).⁴⁷

SECTOR PRIORITIES

Sectors such as Humanitarian Transportation, Nutrition and WASH, as well as the Sub-sector of Human Trafficking & Smuggling observe overall increased PiNs compared to their original 2024 estimates (and in comparison to 2023) after the RMNA 2023 identified a growth in refugees' and migrants' needs in these areas, particularly among in-transit populations, and also among the population in-destination and affected host communities.⁴⁸

Other sectors – including Education, Food Security, Health, Integration, Protection, including its Sub-sectors on Child Protection and on Gender-Based Violence (GBV), as well as the Shelter Sector – found evidence that needs in these areas had reduced in 2023 for Venezuelan refugees and migrants in-destination and for affected host communities, leading to overall reduced PiNs for 2024 in comparison to the original biannual plan. This reduction can be attributed to the efforts of host governments, the primary responders, and successful past activities by RMRP partners, including supporting host government regularization exercises and efforts to incorporate Venezuelans in national social protection programmes. Nevertheless, almost all these sectors also saw a dramatic growth in their PiNs for refugees and migrants in-transit, due to both increased transit population projections and subsequently increased needs.⁴⁹

In terms of key changes in the updated RMRP 2024 per sector:

- **Education:** The Education Sector benefits from a **significant increase in partner organizations**, up to 74 in 2024, from 66 in 2023, with 21 of these being refugee- and migrant-led organizations. Nevertheless, the Sector has reduced its financial requirements by 13 per cent compared to the original 2024 response (a 22 per cent reduction from 2023), decreased its PiN by 13 per cent and its target population by 24 per cent (both compared to the original 2024 response). This is the result of a **reduced number of children in need of education support identified among the population in destination**, largely owed to the efforts of host countries and assistance from RMRP partners. In parallel, there is an **increase in the number of children in-transit in need of education** assistance (and a corresponding increase in the target for children in-transit for 2024).

The biggest education budget decrease is observed in Colombia, where the updated financial requirements (28 million) are 40 per cent less than in the original 2024 response plan (48 million) and a total of one-third of all originally planned education activities for 2024 were eliminated (while 14 per cent new activities were added). These downward adjustments were made considering partners' capacities to realistically respond to education needs in Colombia, particularly given the complexity and difficulties of responding to the education needs of children in-transit. Meanwhile, Peru increased its education financial requirements by 27 per cent in comparison to the 2024 original plan (although the budget is the same as 2023) and includes 15 per cent new education activities in the 2024 update, which include new activities targeting the out-of-school population of children in-destination, which are comparatively more resource-intensive. Other new activities or priorities of Education Sector partners in 2024 include those related to advocacy with host governments, including for Brazil to sign

[47] Countries where the revised 2024 in-destination population projections are lower than the in-destination population projections in the original biannual RMRP include Chile, Colombia, Costa Rica, Ecuador, Panama, Paraguay and Peru. See these respective Platform chapters for more details on the revised national PiN calculations for 2024.

[48] With the exception of Human Trafficking and Smuggling, where the PiN for the in-destination population was reduced down compared to the original 2024 estimate.

[49] With the exception of Integration, where the PiN among the transit population was reduced, also as not all countries calculated a PiN for integration needs among transit populations.

the Regional Convention on the Recognition of Studies, Diplomas and Degrees in Higher Education in Latin America and the Caribbean; and in Chile, a focus on capacity-building around the updated National Policy on Foreign Students.

- **Food Security:** The food security response in some countries, particularly Brazil, will **increase the use of cash and voucher assistance (CVA) as an assistance modality**, while in-kind support continues to be the most significant component of the response. In others, such as Guyana, there will be a **greater emphasis on agricultural livelihoods** through capacity-building and training in food production and gardening, including innovating agriculture solutions, which is part of the transition to supporting longer-term food security and integration. There are also greater efforts to include more inter-sectoral response strategies to use limited resources more efficiently and have a more articulated and holistic approach with other sectors.

Although the updated 2024 Food Security PiN is almost identical to that for 2023, this does not reflect diverging trends among the different population groups covered by the response: the **PiN for the population in-destination and affected host communities has decreased** (including thanks to reduced needs due to successful past interventions of partners and host countries) while the **PiN for populations of other nationalities in-transit has more than doubled from the original 2024 plan** (reflecting both the increased number of refugees and migrants in-transit, and their greater food insecurity). There is a 10 per cent decrease in financial requirements for the Sector compared to the original 2024 plan (a 24 per cent decrease compared to 2023) which is consistent with the 23 per cent reduction in the target population for 2024 (compared to 2023). Nevertheless, the Food Security Sector has the **third largest target population** of any sector in the updated 2024 response. The biggest change in financial requirements is observed in Ecuador, where the Food Security budget dropped over 30 per cent compared to the original 2024 plan, due largely to a reduction in the in-destination refugee and migrant population in that country.^[50]

- **Health:** The Health Sector has increased PiNs and targets for the population in-transit and decreased PiNs for the population in-destination. Other changes in the PiNs for the Health Sector were associated with an adjustment to the calculation methodology used in several countries, with a goal of standardizing the approach across the region. The updated financial requirements for the Sector in 2024 (181 million) are an 8 per cent reduction in comparison with 2023 (188 million) with an overall reduction in the target population also as compared to 2023. Nevertheless, the updated target population (1.63 million) for 2024 is the second largest of any sector. The Health Sector also has the second largest percentage of new activities in the 2024 updated plan (19 per cent) with new initiatives in direct assistance as well as campaigns, capacity-building and infrastructure. The countries with the greatest changes in their health financial requirements compared to the original 2024 plan include Colombia (with a 24 per cent increase) and Chile (with a 27 per cent decrease).^[51]
- **Humanitarian Transportation:** The Humanitarian Transportation Sector PiNs significantly increased (compared to both the original plan for 2024 and 2023) due to the increase in short- and long-distance movements among the target populations. For refugees and migrants in-destination and affected host communities, this is due to the need to access basic services and protection, while for the in-transit population, this is due to increased onward movements between countries. The targets reflect a **dramatic increase in inclusion of the affected host community population among those to receive transportation assistance** (more than 30 times the original for 2024) but an overall decrease in the target of Venezuelans in-destination.

The response strategy for 2024 has been adapted to include **increased assistance for short-term movements and decreased assistance for long distance transportation**. In terms of response modalities, partners in many countries are cautious to use cash and voucher assistance (CVA) due to increased protection risks (i.e. of theft and trafficking networks) although countries that have

[50] See the Ecuador RMRP Platform chapter herein for more details on these population figures and trends.

[51] For more information on these country-level health changes, see the Chile and Colombia RMRP chapters herein.

already successfully implemented voucher programmes plan to scale-up this modality, including in Colombia, Brazil and Aruba. The most significant country-level increase in the Sector's financial requirements is in Brazil, which has an 11 per cent increase from the original 2024 plan, where Humanitarian Transportation will continue to be an essential component of the Operation Welcome internal relocation strategy (known as "interiorization"), carried out in coordination with the Government of Brazil.

- **Integration: The Integration Sector has the greatest percentage of refugee- and migrant-led organizations (30 per cent) of any sector participating in the 2024 response**, and the greatest total number of partners (161 appealing organizations, a growth of 19 per cent from 135 partners in 2023) as well as the largest financial requirements of any sector in 2024, reflective of the overall focus of the R4V response to assist refugees and migrants integrating in their host communities. The response strategy includes an **increased focus on working with host communities**, which is reflected in a 9 per cent increase in the number of affected host community members targeted to benefit from assistance (as compared to the original 2024 plan). The overall reduction in the PiN estimate for both Venezuelans in-destination and host community members is owed to a number of aspects, including: (i) a reduction in the total population in destination in some countries, due to onward movements beyond the countries covered by R4V (including to the United States), as well as (ii) due to successful efforts by host countries and R4V partners to incorporate Venezuelans into national social protection networks and provide access to decent employment opportunities through regularization and documentation initiatives. The country with the greatest change in its Integration Sector financial requirements is Chile, where the integration budget has more than doubled from the original 2024 plan. There is a significant increase in the affected host community target population in Chile for the updated 2024 plan, where xenophobia and discrimination towards refugees and migrants from Venezuela has been a key challenge preventing their inclusion and integration, and where the sector will focus significant efforts on campaigns and capacity-building efforts as well as direct assistance in 2024.

- **Nutrition:** The updated Nutrition Sector response for 2024 includes activities in 11 out of the 17 RMRP countries (Aruba, Brazil, Bolivia, Chile, Colombia, Dominican Republic, Ecuador, Guyana, Panama, Peru and Trinidad and Tobago) with 28 partners (an increase from 25 in 2023). Across the region, the nutrition PiNs increased for 2024 among all population groups (including in-destination and affected host communities) compared to the original 2024 plan and the 2023 plan; while the national-level PiNs of those in-transit saw by far the largest increase, especially among other nationalities. The strong increase in the PiNs of those in-transit can be attributed to the large number of children under 5 and pregnant women among this population group. Despite this increase in people in need, the Nutrition Sector target was adjusted downward compared to the original 2024 plan, based on the response capacity among partners in 2023. Nutrition was the sector with the least change in its activities overall of any sector (with 69 per cent of activities unchanged from the original 2024 response, and only 13 per cent modified, 10 per cent new and 8 per cent eliminated). New activities for 2024 at the regional level include the **strengthening of data systems to be used for nutritional monitoring of children, adolescents and families on the move**, and research to map country-level nutritional vulnerabilities and capacities and best practices.
- **Protection:** The overall number of people with protection needs across the region has reduced by 11 per cent from the original 2024 plan (a 6 per cent reduction from 2023). This comes partially as a result of increased access to regular status, including through asylum and refugee status in countries such as Brazil, as well as other regular stay arrangements, such as through regularization initiatives in Colombia, Ecuador and Peru. By ensuring access to regular status for Venezuelans, host countries mitigate risks of abuse, exploitation and other serious human rights violations. To the contrary, when refugees and migrants remain in irregular situations, they face great barriers to effectively exercising their rights and accessing protection services. The overall expansion in access to legal status for Venezuelans across the region thereby contributed to reductions in the PiNs for in-destination populations in some countries. Nevertheless, the PiNs in-destination increased in Brazil (where ongoing arrivals

of Venezuelans with heightened protection needs present challenges for local authorities and humanitarian responders), Curacao and the Dominican Republic (with details on the concerning protection situation in the Caribbean available in the Sub-regional Platform chapter herein). Meanwhile, the PiNs for populations in-transit in all countries (except Ecuador and Peru) significantly increased and are two to six times greater than the original 2024 plan in Bolivia, Costa Rica, Mexico and Panama. This reflects the dire protection situation of refugees and migrants in-transit engaging in predominantly irregular and onward movements and facing a myriad of protection threats, as identified and elaborated upon in the RMNA 2023.

The Protection Sector has the **largest target population in the 2024 response** (2.04 million) which is a 31 per cent increase from the original 2024 plan (and an increase of 9 per cent from 2023). The increased targets correspond largely to new activities added by new partners during this review process: there are 14 more protection partners than in the original plan, bringing the total to 131, with more partners increasing the capacity of the Protection Sector to respond to more people in need. Nevertheless, the financial requirements are slightly lower (3 per cent less than the original 2024 plan and 11 per cent less than 2023) which is significant in that the **activities proposed will reach more people with relatively fewer resources**. This will be achieved through an **expansion of community-based protection activities in multiple countries**, including in Brazil, Chile and Colombia. The response in Brazil will focus on activities such as strengthening refugee- and migrant-led organizations and socio-cultural integration. In Chile, expanded community-based protection activities will focus on strengthening social cohesion with host communities. In Colombia, over 100,000 people will benefit from community-based protection activities. Meanwhile, in Peru, partners plan to reach greater numbers of refugees and migrants in irregular situations by organizing large-scale documentation events to support access to regularization and legal status. Similarly, responding to the key RMNA findings around the precariousness of refugees and migrants in irregular situations, new activities in Costa Rica and Panama will support those in an irregular situation to access asylum,

regularization and documentation processes. Finally, in several Caribbean countries – including Aruba, Curacao and Trinidad and Tobago – there will be increased advocacy to prevent detentions and deportations, including those which may constitute *refoulement*, as well as capacity-building with civil society organizations; while in Guyana, the expansion of Safe Spaces for women and girls and several remote service delivery mechanisms are envisaged.

- **Child Protection:** The Child Protection Sub-sector has the greatest growth in partners (a 21 per cent increase) in the updated 2024 response (up to 63 compared to 52 in 2023). As a result of increased partners and new activities, the budget for the Sub-sector also grew by 8 per cent compared to the original 2024 response plan. Countries with the greatest increases in their financial requirements include Chile, Colombia, Ecuador and Peru. The total regional PiN and target for Child Protection have both decreased from the original 2024 response and 2023, largely due to reduced PiNs for the population in-destination, although there has been significant growth in the PiNs for the population in-transit in several countries.

Response activities – including new activities – primarily focus on direct assistance as well as capacity-building with child protection actors to provide specialized services, and awareness-raising campaigns on children's rights, needs, risks and protective services. Main target groups for Sub-sector partners include children with problems accessing and documenting their legal identity, unaccompanied and separated children (UASC), indigenous children, boys and girls experiencing various forms of violence, homeless children, and pregnant adolescents and those in child marriage or early unions.

- **Gender-Based Violence:** Although the overall number of people in need of protection from or responses to gender-based violence (GBV) is slightly lower (by 1 per cent) than the original PiN for the 2024 response, across the region, **the national-level PiNs for refugees and migrants in-transit generally showed increases, as did the GBV PiNs for all other population groups in 12 out of 17 countries**

of the R4V response.⁵² The Central America and Mexico sub-regional PiN almost doubled as a reflection of the severe GBV risks faced by refugees and migrants engaging in perilous in-transit movements, as reflected in the RMNA 2023. The updated 2024 response seeks 65 million (an increase of 12 per cent from the original financial requirements in the 2024 response) to assist 301,000 people at-risk of or who have already experienced GBV, the majority of whom are women, girls and those who identify as LGBTQI+. A total of eight countries (Aruba, Chile, Colombia, Costa Rica, Ecuador, Guyana, Mexico and Peru) have increased financial requirements for their updated GBV responses, largely due to new activities in the plan, including expanding coverage of lifesaving GBV services for those in-transit.⁵³ The **presence of transnational organized criminal groups along main transit routes poses security and operational challenges** for GBV service providers working with populations in-transit, which was taken into account in the adjusted response activities for 2024 by deploying mobile GBV response services (including mobile women's safe spaces and psychosocial support teams) and through advocacy initiatives to restore / enhance humanitarian access. Other changes in response activities and modalities for 2024 include the **expanded use of multi-purpose cash and CVA for GBV survivors** (especially in Brazil, Colombia, Chile, Ecuador and Peru); prioritized capacity-building with local women-led and women's rights organizations to enhance sustainability and community ownership of the GBV response; and **increased investment in GBV capacity-building and advocacy with government officials** in countries that have recently undergone or are undergoing political transitions, such as Ecuador and Peru.

- **Human Trafficking and Smuggling:** There is a significant increase in the population in need of protection from or responses to human trafficking and smuggling, which is

47 per cent greater than the original 2024 response plan (and 25 per cent greater than 2023). There is also an increase in the target population to be reached by activities of Sub-sector partners in 2024, up to 37,500 people, compared with 32,700 originally planned for 2024. Despite these increases in the PiN and target populations, the budget for the Sub-sector has increased only slightly (to 20 million) from the original plan for 2024 (19 million) while 68 per cent of the activities originally submitted for the 2024 response remain unchanged. The biggest changes for the Sub-sector are in the response in Colombia (where the budget decreased by 25 per cent, and where 30 per cent of activities were eliminated from the initial 2024 plan) and in Peru (where the budget increased by 13 per cent, and where 89 per cent of activities remain unchanged).

- **Shelter:** For the **population in-destination**, the updated 2024 shelter PiN significantly decreased (by 18 per cent or 718,000 people) compared to the original 2024 response, due to changes in the indicators used to calculate needs and population estimates showing fewer Venezuelans in need of shelter support. The corresponding target for the population in destination decreased by 4 per cent, but still leaves a significant gap between those in-destination targeted to receive shelter assistance (387,000) and those in need (3.25 million) in 2024. For the **population in-transit**, the updated 2024 national-level shelter PiNs are in many cases more than double those of the original 2024 response plan, a reflection of both the increase in the number of refugees and migrants on the move, and also their urgent unmet shelter needs as identified in the RMNA 2023.

In the updated 2024 plan, while **response priorities** remain the same – providing individual shelter through rental support, and supporting emergency response through temporary collective shelters – nevertheless the **response modalities** have somewhat shifted. For example, shelter partners are encouraging partners distributing MPC to include rental

[52] There are reduced PiNs for GBV in several countries with comparably larger in-destination populations of Venezuelans (Chile, Colombia, the Dominican Republic, Ecuador and Peru) while all other RMRP countries have increased GBV PiNs overall (Argentina, Aruba, Brazil, Bolivia, Costa Rica, Curacao, Guyana, Mexico, Panama, Paraguay, Trinidad and Tobago and Uruguay).

[53] Although not all of these countries have increased their target populations, particularly given the prioritization of capacity-building and advocacy activities which do not necessarily have targets that correspond to individual beneficiaries.

costs in the calculations of the monetary value of MPC, to ensure that shelter needs are adequately covered and adjusted for inflation. There will also be an increase in capacity-building (in countries such as Ecuador, which has the biggest shelter budget increase for 2024) and an increase in activities implemented through an area-based approach, to improve local integration in settlements together with host communities, which also means that some activities will be implemented by Integration Sector and Protection Sector partners.

The 4 per cent **increase in the overall shelter budget** for 2024 (compared to the original 2024 plan, although the financial requirements are less than in 2023) are due mainly to increases at the regional level and in Ecuador, where new and modified activities, respectively, have increased financial requirements for direct assistance activities (including collective shelter and individual shelter) as well as infrastructure and capacity-building. Finally, the Shelter Sector was one of three sectors that saw a reduction in its partners, slightly down to 57 compared to 61 in 2023. It is understood that this is due to limited funding achieved by sector partners in previous years, and subsequent reprioritization by affected organizations.

- **WASH:** The **PiNs for WASH have increased across all population groups**, both compared to the original 2024 plan and to 2023 (with a 14 per cent overall PiN increase compared to 2023), reflecting **dramatically increased WASH needs** identified through the RMNA. For example, for the first time, Panama had a 100 per cent WASH PiN for refugees and migrants in-transit, which was also high in Peru at 94 per cent, 72 per cent in Colombia, and 52 per cent in Costa Rica. Nevertheless, the WASH targets and the financial requirements for 2024 decreased significantly (a reduction of 20 per cent compared to 2023) as did the number of partners (slightly down to 52 from 54 in 2023) with some of the biggest budget reductions in Chile, Colombia and Brazil.

The reduced targets and financial requirements are primarily a reflection of reduced direct assistance activities in the 2024 WASH response: although direct assistance remains the predominant response modality, the total number of direct assistance activities reduced by almost one-third (32 per cent), while infrastructure, campaigns and capacity-building went from

making up 1 in 4 activities in the previous plan to now almost 1 in 3 activities in the updated 2024 response. Some activities were cut after the closure of WASH support spaces and in-person assistance points in 2023 (notably in Colombia and Peru). Continued direct assistance activities for 2024 will include the delivery of WASH services and supplies, including menstrual hygiene supplies, to refugees and migrants, while other activities include hygiene promotion campaigns and behavioral change strategies, capacity-building with authorities, communities and WASH personnel, and infrastructure interventions include improving WASH facilities at shelters, settlements, schools and health centers (to be carried out in coordination with the Shelter, Protection, Education and Health Sectors, respectively).

REGIONAL WORKING GROUPS AND CROSS-CUTTING THEMES

The updated RMRP 2024 maintains all of the strategic cross-cutting elements and organized working groups that are in the original RMRP 2023-2024 multi-year response plan. This includes ongoing commitments to the **Centrality of Protection (CoP)** across all elements of the response; the mainstreaming of **age, gender and diversity (AGD)** considerations, and the disaggregation of all data by age and gender (including targets in the planning phase, and population-reached data in monitoring activities); and the use of **Support Spaces** as an implementation methodology across the region, through the technical coordination of the corresponding working group, encompassing inter-sectoral assistance provided to refugees and migrants at the operational and field level.

Meanwhile, there are new developments and/or initiatives in the updated RMRP 2024 related to the following **cross-cutting themes** and **working groups**:

Multipurpose cash (MPC) has taken on increased importance as an assistance modality in the updated 2024 plan and represents a significantly greater share of the financial requirements in countries such as Chile (where the MPC budget and the number of target beneficiaries both increased by 71 per cent) as well as Brazil (which saw a 37 per cent MPC budget increase) and Ecuador (24 per cent MPC budget increase). MPC as an assistance modality gives refugees and migrants the flexibility to cover their expenses and needs they deem most urgent, increasing their dignity and autonomy, while also contributing to the local economy.

Nevertheless, MPC financial requirements have reduced in countries like Colombia and Peru.⁵⁴ At the regional level, the Cash and Voucher Assistance (CVA) Working Group has developed guidance together with the regional sectors to improve the standardization of criteria and procedures for MPC and CVA to be applied across countries of the RMRP response in 2024.

In terms of the **environment**, multiple countries – Ecuador and Peru in particular – anticipate the impacts of a strong *El Niño* in 2024 affecting their response dynamics, including by aggravating needs among refugees and migrants and vulnerable host communities, and complicating humanitarian access (due to flooding, landslides and other extreme weather events). These countries outline in their respective RMRP chapters herein how their activities planning for 2024 considers these environmental dynamics. Meanwhile, at the regional level in 2024, there will be renewed efforts to better mainstream environmental considerations across the RMRP response, including by working to move from a sector-centered environmental mainstreaming model to a country-centered one. This will be done through analyzing and mapping existing structural environmental vulnerabilities – both in the natural and built environment – at the country and local level and building response solutions and community resilience together with refugees and migrants and host communities, as well as promoting “nature-based solutions” such as green jobs initiatives as part of local integration efforts. This will be accomplished through capacity-building and advocacy facilitated by the regional R4V environmental focal point, as part of a multi-year strategy.

Protection from Sexual Exploitation and Abuse (PSEA) remains a priority in the 2024 response, with four key activity areas for the prevention of SEA and two for the response to SEA organized at the regional level by the PSEA Community of Practice. Activities for prevention of SEA include conducting joint SEA risk assessments; supporting R4V partner organizations in their commitment to establish or enhance policies, strategies, tools and guidance to prevent SEA; disseminating PSEA information to affected populations; and institutionalizing PSEA as the core business of R4V National and Sub-regional Platforms. Activities to improve the response to SEA include working together with the Child Protection, GBV

and Human Trafficking and Smuggling Sub-Sectors to promote the inclusion of responses for SEA survivors in referral pathways at the national and local levels; and promoting the development of PSEA inter-agency SOPs and community-based complaints mechanisms (CBCMs) through a practical step-by-step toolkit. Given severe underfunding of PSEA initiatives in the RMRP 2023, several multi-year strategies originally envisioned could not be implemented, with the exception of the 2024 dissemination of community awareness materials on PSEA which were produced in 2023.

In terms of **Accountability to Affected Populations (AAP) and Communication with Communities (CwC)**, the regional Working Group in 2024 will collaborate with focal points on other cross-cutting issues such as PSEA and Support Spaces and with the Protection, Humanitarian Transportation and Shelter Sectors on initiatives such as updating and creating guidance materials regarding risks and available services for refugees and migrants across the region. In addition, multiple countries have new or updated AAP/CwC initiatives for 2024, including Bolivia (with plans to conduct a situational analysis in 2024 with the support of the regional AAP/CwC Working Group and subsequently develop coordinated feedback and complaints mechanisms with partners); Brazil (inter-agency initiatives to provide accessible information and feedback mechanisms, including the *U-Report Uniendo Voces*); Chile (through the implementation or scale-up of inter-agency feedback and complaints mechanisms, particularly in temporary shelters); Colombia (with the CwC/AAP national network in 2024 developing protocols and guidance documents to standardize complaint and feedback mechanisms); Panama (through communication and information-sharing tools being implemented with the population in-transit through the Darien); Peru (with efforts to improve existing communications platforms in 2024, such as InfoContigo and VenInformado, to provide information and file complaints); and the Caribbean (in Guyana, by enhancing community-based decision-making structures and channels, and in Trinidad and Tobago, establishing inter-agency complaint and feedback mechanisms for the first time).

[54] See the Colombia and Peru platform chapters herein of the RMRP 2024 Update.

The Communications Working Group in 2024 will work on the coordination, development, and dissemination of inter-agency communications initiatives to strengthen advocacy and awareness-raising on the situation of refugees and migrants and their affected host communities; to give visibility to R4V's response; to showcase the contributions of refugees and migrants in the region to combat xenophobia and promote social cohesion; to react in a timely manner to urgent information needs together with the R4V AAP/ CwC Regional Working Group; and to join efforts in

response to particularly challenging political contexts, as occurred in 2023 with the changing migration regulations in certain countries of the region. Among these efforts, it is worth highlighting the work that will be carried out to disseminate the documentary "The Journey That Never Ends", produced within the framework of R4V, and the efforts to strengthen or create alliances to continue with the podcast "Crossing Borders", whose first season was produced by R4V and Cadena Ser in Spain.⁵⁵



©IOM/ Gema Cortes

[55] Cruzando Fronteras, Cadena Sur, <https://cadenaser.com/audio/1695978951370/>

ALIGNMENT BETWEEN THE RMRP & HRP VENEZUELA

JOINT NARRATIVE OF THE REGIONAL INTER-AGENCY COORDINATION PLATFORM FOR REFUGEES AND MIGRANTS (R4V) AND THE HUMANITARIAN COUNTRY TEAM (HCT) IN VENEZUELA

Among the R4V Platform and the Humanitarian Country Team in Venezuela (HCT) there is a growing recognition that, in addition to supporting refugees and migrants in the region to stabilize and integrate in their host communities, there is a need to scale-up efforts to respond to the humanitarian situation inside Venezuela and address the underlying causes that lead Venezuelans to leave their country of origin and seek protection and socio-economic integration opportunities elsewhere in the region. In this context, R4V and HCT will strengthen their collaboration and coordination in the following agreed areas.

ALIGNING HUMANITARIAN PLANNING CYCLES

Building on this common understanding, efforts are underway to improve the coordination of the planning cycles of the Venezuela Humanitarian Response Plan (HRP) and the Regional Refugee and Migrant Response Plan (RMRP). Both plans are now multi-year, with the RMRP covering the period 2023-2024, and the upcoming HRP covering 2024-2025. The RMRP Update and the HRP Launch are being coordinated within the calendar year 2023. These response plans are informed by coordinated humanitarian needs analysis, with the [Refugee and Migrant Needs Analysis](#) presented on 12 September 2023, and the Venezuela Humanitarian Needs Overview to be presented in November 2023. Members of the HCT participated in the 2023 R4V Regional Scenario & Planning Workshop in June 2023, and ongoing analysis exchange will be carried out through the areas of collaboration identified between the R4V and HCT. The aim is to ensure the two responses and their corresponding response plans are informed by the humanitarian situation of affected populations, both inside Venezuela and in the wider region, especially as related to availability and access to services, socio-economic integration and reintegration opportunities and human mobility trends.

COORDINATED POSITION ON VENEZUELAN RETURNS AND REINTEGRATION

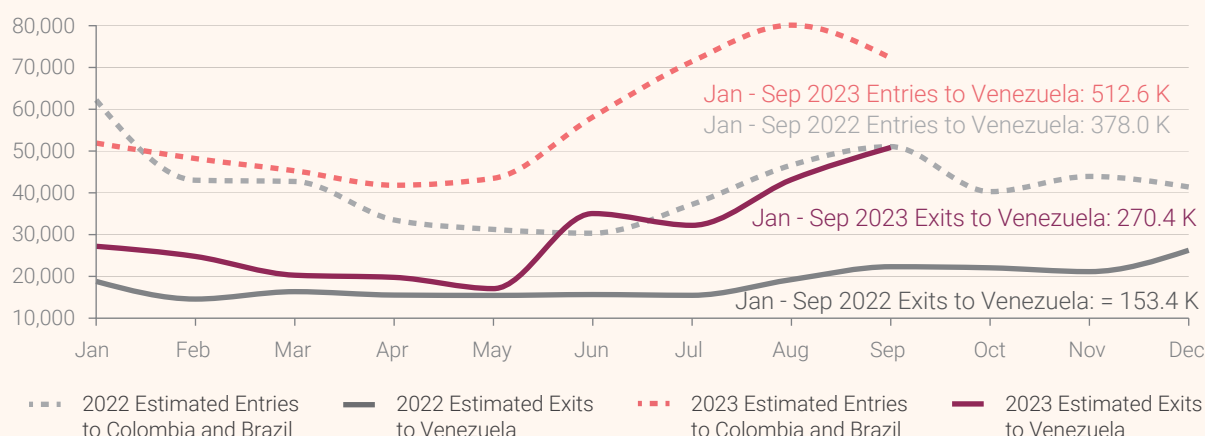
The number of Venezuelans returning to their country of origin has increased in 2023, although outflows still outweigh the number of those returning by 2:1. The recent agreement between Venezuela and the USA to reactivate direct deportations to Venezuela, as well as other host countries in the region – and beyond – initiating organized and forced returns, may lead to an overall increase of returns.

In the context of various inter-agency fora, including through dedicated workshops and follow-up discussions at sectoral levels, R4V envisages various scenarios and returns modalities, with respective and corresponding engagement levels of R4V actors with returns to Venezuela. Returns are currently grouped in four different categories: (i) individual spontaneous or self-organized returns, (ii) returns of Venezuelans stranded *en route* in a context of onward movements, (iii) organized returns, including those returns which can be determined as voluntary under prevailing international standards, and (iv) forced returns.⁵⁶

Although in the short-term, large-scale returns to Venezuela are not expected, the HCT has prioritized the provision of assistance to returnees based on vulnerability criteria regardless of the modality of return. This includes providing access to protection, including documentation, essential services, infrastructure, and livelihoods, through area- and community-based approaches that can facilitate the reintegration of returnees in a protective environment, while also fostering social cohesion, and contributing to the overall development and resilience of host communities. The HCT will also engage with the Government of Venezuela to provide technical support for the development of policies and programmes that foster legal and socio-economic reintegration of vulnerable returnees.

[56] To note that the Government of Venezuela has at times considered organized voluntary returns or forced returns as part of "Plan Vuelta a la Patria".

ENTRIES AND EXITS OF VENEZUELAN ALONG THE VENEZUELA LAND BORDERS WITH BRAZIL AND COLOMBIA



Ratio of entries vs. exits of Venezuelans along the Colombia and Brazil land borders with Venezuela (i.e. number of entries to Colombia and Brazil per 1 exit to Venezuela)

	Jan	Feb	Mar	Apr	May	Jun	Jul	Aug	Sep	Jan-Sep
2022	3.3	3.0	2.6	2.2	2.2	1.9	2.4	2.4	2.3	2.5
2023	1.9	1.9	2.2	2.1	2.5	1.7	2.2	1.9	1.4	1.9
Change	↓ -1.4	↓ -1.1	↓ -0.4	↓ -0.1	↑ 0.5	↓ -0.2	↓ -0.2	↓ -0.5	↓ -0.9	↓ -0.6

Ratio of monthly entries to Colombia vs. exits to Venezuela via land borders

	Jan	Feb	Mar	Apr	May	Jun	Jul	Aug	Sep	Jan-Sep
2022	2.9	2.5	2.0	1.7	1.6	1.6	2.0	1.9	1.8	2.0
2023	1.5	1.5	1.7	1.7	2.0	1.4	1.9	1.6	1.2	1.6
Change	↓ -1.4	↓ -1.0	↓ -0.3	0.0	↑ 0.4	↓ -0.2	↓ -0.1	↓ -0.3	↓ -0.6	↓ -0.4

Ratio of monthly entries to Brazil vs. exits to Venezuela via land borders

	Jan	Feb	Mar	Apr	May	Jun	Jul	Aug	Sep	Jan-Sep
2022	9.1	9.3	8.3	6.4	5.7	5.7	8.2	11.0	9.3	7.9
2023	9.3	10.0	11.3	9.9	10.2	10.2	12.4	11.4	11.2	10.6
Change	↑ 0.1	↑ 0.7	↑ 3.0	↑ 3.5	↑ 4.5	↑ 4.5	↑ 4.2	↑ 0.4	↑ 1.9	↑ 2.7

Colombia:

Estimated entries and exits data do not include pendular movements.

* Along the border, which in the case of the Colombia/Venezuela border amount to 44.2K from Jan to Sep 2023.

* Pendular movements in Colombia are defined as those individuals with permanent residence in Venezuela, and their entry into Colombia must be temporary for a continuous period not exceeding 30 days.

i) Regular flows: Tableau dashboard on [Migration Flows of Foreigners in 2022 and 2023](#) - Migration Colombia

ii) Irregular flows: [DTM Wi-Fi project](#) - IOM in context of the GIFMM. Data from 42 Wi-Fi points at 9 departments: Arauca, Casanare, Cauca, La Guajira, Nariño, Norte de Santander, Putumayo, Santander, and Valle del Cauca. Irregular flows are calculated combining data from i) and ii).

Brazil:

Available data correspond to regular movements via Pacaraima land border as per the [Federal Police of Brazil](#) (border control police in the country) through a collaboration between R4V Brazil Platform and the Brazilian government. Brazil has an open-door policy that minimizes irregular entries and a structure to support documentation along the border with Venezuela.

Furthermore, the HCT will coordinate all relevant interventions to ensure that they are implemented in a strategic, effective, complementary and mutually-reinforcing manner, addressing immediate protection and humanitarian needs and enhancing the resilience of returnees and their communities.

In this context, the R4V Platform has reviewed its position on returns, adapting its posture to the evolving situation, assisting refugees and migrants based on their needs, and regardless of their movement intentions and/or statuses. In the cases of individual spontaneous or self-organized returns, returns of those

stranded **en route** in a context of onward movements, as well as, to a varying degree, in the case of organized returns, the R4V response will assist those with an intention to return, in line with principles of voluntary, safe and dignified returns. For organized returns, assistance would be subject to a joint protocol/SOPs to be developed with the involved states in accordance with international standards. R4V assistance will not extend to returns that fall outside the scope of principles of voluntary, safe and dignified returns (such as forced returns).

To further coordinate positions on this issue, there will be regular information exchange on returns between the R4V and HCT and a joint SOP will be developed to ensure that assistance by R4V partners to those with the intention to return can be incorporated into HRP programming, with a focus on the most vulnerable returnees.

THEMATIC AREAS OF COLLABORATION

The R4V and HCT Venezuela response have prioritized several thematic and sectoral issues, many of which have regional or bi-national implications. These generally fall within the scope of protection, health, education, food security/livelihoods/integration, and shelter, and cover topics including: a) continued access to health services, including the prevention and treatment of communicable diseases, sexual and reproductive health, emergency, maternal and child health care; b) permanence in and recognition of education obtained in a variety of countries, to ensure that refugees, migrants, and returnees are able to access and integrate into respective education systems and that vulnerable girls and boys have access to safe spaces and educational support; c) protection services, such as ensuring access to civil documentation, preventing and responding to risks of statelessness, human trafficking and other forms of exploitation and abuse, ensuring refugees, migrants and returnees have access to information on safe routes, facilitating voluntary returns and supporting reintegration, and access to housing, land and property services, family reunification and support to indigenous populations that are at risk of displacement in border areas; and d) food security and livelihoods, with a focus on ensuring opportunities in border areas, that could reduce incentives to leave their country of origin, promote more sustainable voluntary returns and mitigate protection risks.

To address these common issues, the relevant Venezuela Clusters and the R4V Regional Sectors engage with each other to refine issues and coordinate

activities of common concern and ensure these are adequately reflected in the RMRP and HRP and in their respective workplans for 2024. Building on identified priorities and cross-cutting themes, these complementary workplans will promote technical collaboration across the responses.

R4V Sector and HCT Cluster priorities and visions in the context of assisting returns, reception and reintegration in 2024 include:

- **Education:** Collaboration between the R4V Education Sector and the Education Cluster in Venezuela has been ongoing, including on the support that can be extended to refugees and migrants engaging in or considering returns to Venezuela. These include elaborating guidance on procedures for the recognition of academic degrees and titles obtained in countries across the region and providing information on the requirements for enrolling children in schools. Meanwhile, R4V Education Sector partners in countries across the region support Venezuelans in-transit (including those who may be undertaking return movements) to promote alternative continuing education opportunities for children who otherwise see their formal schooling interrupted during their journeys. For example, in Peru, partners are supporting families of school-aged children in transit (including potential return movements) with materials for informal learning and supporting caregivers to provide learning opportunities to children.
- **Health:** The Health Sector in 2024 will work together with the Health Cluster in Venezuela to develop regional health guidelines to strengthen the provision of health assistance, including to Venezuelan returnees and those considering or undertaking return movements. This collaboration between the Health Sector and the Health Cluster also intends to foster information-sharing between organizations providing healthcare support in Venezuela and partners in countries hosting Venezuelan refugees and migrants considering or undertaking return movements.
- **Integration:** The lack of employment and income-generating opportunities has been reported as a primary reason for Venezuelans to leave their country of origin, as well as by Venezuelan refugees and migrants to move from host countries where they are unable to successfully integrate to another host country in

the region. The ability to earn a decent livelihood will also be pivotal to determining the success (or failure) of any return and reintegration efforts for those considering returning voluntarily to their country of origin. Against this background, the R4V Integration Sector will collaborate with the Food Security / Livelihoods Cluster within Venezuela to prepare technical guidance on the procedural requirements for the recognition and validation of professional certifications and vocational training obtained outside of Venezuela to facilitate access to the labour market upon return (and vice versa). It will also be possible to work collaboratively to consolidate a mapping of communal kitchens and food assistance spaces for returnees, as well as to systematize protocols for reintegration into the social programmes offered by the Venezuelan state.

- **Protection:** In countries hosting Venezuelan refugees and migrants, Protection Sector partners will continue and enhance advocacy efforts with authorities and communities to ensure that all returns to Venezuela are undertaken with full respect for international human rights and refugee law, including to promote the voluntary and informed nature of returns, and to prevent forced returns and expulsions, responding to instances of *refoulement* wherever possible. Protection Sector partners will continue to monitor movement trends and intentions, including by monitoring the dynamics along land, river and sea borders with Venezuela, in countries including Colombia, Brazil, Guyana, Trinidad and Tobago, Aruba and Curacao. At the regional level, the Protection Sector will develop technical guidance on return processes for Venezuelans, to ensure all returns are carried out in a voluntary and dignified manner, also aimed at mitigating protection risks during return journeys and upon arrival in Venezuela, and in the source of their reintegration into communities of origin, through increased articulation with the Protection Cluster in Venezuela. The Sector will also aim at facilitating and informing return intentions surveys. For Venezuelan refugees and migrants who are either considering or engaging in return movements, Protection Sector partners will engage in activities aimed at facilitating the provision of the required documentation and services, including those pertaining to civil identity, nationality, house, land and property

issues, as well as on custody issues in situations involving children, with due regard to best interests procedures and principles.

The Venezuela Protection Cluster will continue its collaboration with the regional R4V Protection Sector ensuring that protection services and referral mechanisms are in place, especially, ensuring that the service mapping in Venezuela will be strengthened and in line with the R4V service mapping tools. Further, the Cluster will continue coordinating with the Protection Sector to strengthen communication between protection focal points in the region with those in Venezuela, in relation to return processes. Finally, the Cluster will ensure that planned HRP activities that foster the reintegration of returnees will be aligned with R4V Protection Sector activities. Specifically, in relation to legal assistance and access to protection services, common work areas include voluntary return emphasizing reintegration and access to rights in Venezuela, Housing, Land and Property by specifically addressing the needs of the population returning to Venezuela, and prevention and response to human trafficking situations as well as issues regarding indigenous communities.

- **Shelter:** Although return movements in 2024 are expected to remain largely spontaneous and low-scale, in order to be prepared for the possibility of larger-scale return events, the R4V Shelter Sector and the Shelter, Energy and NFI Cluster in Venezuela will collaborate to anticipate relevant actions to prepare partners for this possibility, including, for example, an updated regional mapping of temporary collective shelters and information on access to other shelter services. Dynamic and fluid communication will be maintained with national R4V Shelter Sectors in the region to monitor shelter needs linked to return movements. Enhanced collaboration between the Shelter Sector and the Shelter, Energy and NFI Cluster will also focus on strengthening coordination in the responses with border countries (notably Colombia, Brazil, Guyana and Trinidad and Tobago), with a goal to (1) ensure access to information on shelter support programmes implemented in Venezuela, including the so-called “Mobility Route”; and (2) promote complementarity of shelter assistance provided on both sides of these borders, including avoiding duplication in the distribution of kits of essential items for transit. In addition, the Shelter, Energy and NFI

Cluster will liaise with other clusters to evaluate the rehabilitation of social and economic infrastructure as schools, clinics, water points, and public facilities in areas of return to enable communities to pursue sustainable livelihoods.

AREA-BASED APPROACHES

Due to a lack of services inside Venezuela, many Venezuelans continue to cross the border to Colombia and Brazil, often to seek access to services, especially health and education, which can expose them to protection risks, given insecurity along the borders and the use of informal routes. Therefore, the HCT recognizes the need to scale-up the response along border areas. Furthermore, many refugees and migrants from Venezuela lack access to certain services, sometimes due to a lack of information.

In response, the HCT and R4V will work together to enhance the mapping of available services on each side of the border, with the aim to identify gaps, develop a scale-up strategy in Venezuela and ensure that those on the move are able to access services both in Venezuela and neighboring host countries.

An initial review of existing information (5Ws, [R4V service mapping](http://espacios.r4v.info/es/map),⁵⁷ and respective response monitoring systems) will be conducted. The complementary mapping exercises will also identify key gaps and include an analysis of profiles and demand for services, as well as human mobility trends, among others. An additional mapping exercise, in a second phase, will be carried out to identify essential services available at the sea border with Caribbean islands (Trinidad & Tobago,

Aruba and Curacao) and at the border with Guyana, with the corresponding R4V Sub-regional Platform. The Venezuela Protection Cluster is strengthening its service mapping by reviewing information and improving the online platform while ensuring complementarity with the R4V service mapping tools. Information will also be available for HCT and R4V partners in order to ensure proper analysis of protection services in Venezuela are available as well as reviewing the possibility of extending the service to other sectors. The information will also serve to advocate with the international community and development actors, to mobilize greater support towards improving access to services for both people on the move and those living in these border areas.

In addition to the service mapping, a multi-stakeholder and multi-sectoral approach is envisaged whenever possible to address the critical needs and concerns of returnees and their communities in areas of high return and high need while building on their capacities and assets to promote early recovery and self-reliance, social cohesion, and resilience. The approach focuses on enhancing community empowerment and promoting self-management capacities. In this sense, an area-based approach is considered key to supporting sustainable reintegration and recovery while strengthening preparedness for potential larger-scale returns in the future. Moreover, such an approach would affirm the principles reflected in the New York Declaration for Refugees and Migrants while being aligned with the UNSDCF Venezuela 2023-2026.



© UNHCR/ Luisa De la Espriella

[57] <http://espacios.r4v.info/es/map>

BRAZIL



BRAZIL AT A GLANCE

VENEZUELANAS IN-DESTINATION



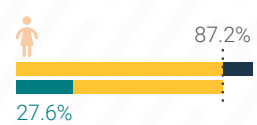
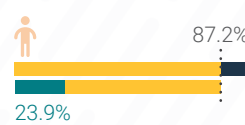
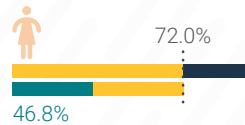
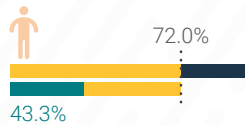
POPULATION PROJECTION (PP) **583.3 K**



PEOPLE IN NEED (PIN) **446.3 K** 76.5% OF PP



PEOPLE TARGETED **171.7 K** 38.5% OF PIN



IN-TRANSIT



37.2 K

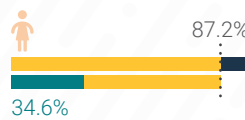
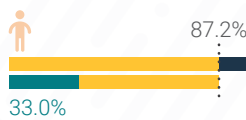
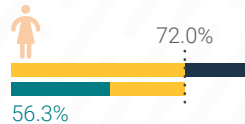
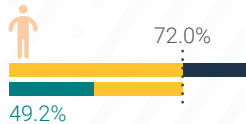


28.5 K 76.5% OF PP



13.2 K 46.2% OF PIN

AGE AND GENDER DISSAGREGATION



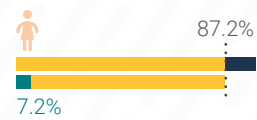

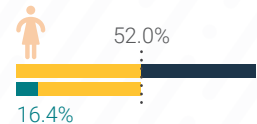
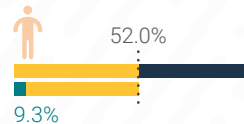
AFFECTED HOST COMMUNITIES

-

97.1 K

-

10.0 K 10.3% OF PIN



TOTAL REQUIREMENTS

\$110.21 M



RMRP PARTNERS

48

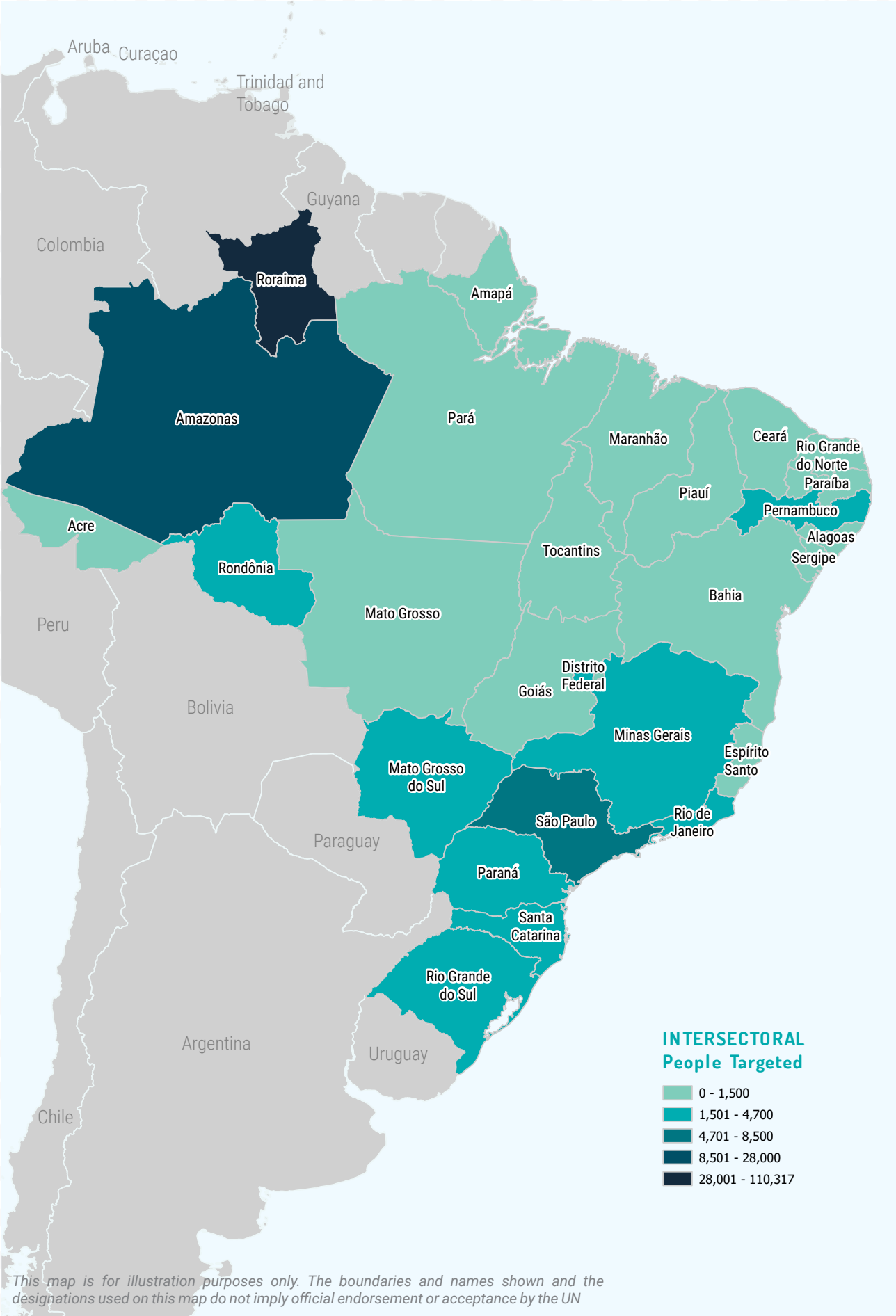
ORGANIZATION TYPE

- Civil Society / National NGO
- ➔ ■ Refugee and Migrant-led
- International NGO
- UN Agencies
- Other

16
5
11
9
12



BRAZIL: PEOPLE TARGETED



BRAZIL: PERCENTAGE OF PEOPLE IN-NEED TO RECEIVE ASSISTANCE IN 2024

Population
ProjectionPeople in
Need (PiN)PiN
PercentagePeople
TargetedTarget Percentage
of PiNTotal
RequirementsRMRP
Partners

ACRE	1.3 K	921	73.6%	813	88.3%	2.07 M	4
ALAGOAS	333	245	73.6%	184	75.1%	184.0 K	1
AMAPÁ	269	198	73.6%	-	-	-	-
AMAZONAS	110.6 K	81.4 K	73.6%	27.6 K	34.0%	10.70 M	19
BAHIA	3.2 K	2.4 K	73.6%	820	34.4%	321.9 K	3
CEARÁ	2.7 K	2.0 K	73.6%	504	25.2%	658.8 K	3
DISTRITO FEDERAL	7.7 K	5.7 K	73.6%	4.4 K	77.2%	13.22 M	14
ESPÍRITO SANTO	2.0 K	1.5 K	73.6%	-	-	-	-
GOIÁS	12.4 K	9.1 K	73.6%	430	4.7%	108.0 K	2
MARANHÃO	1.5 K	1.1 K	73.6%	-	-	-	-
MATO GROSSO	20.3 K	14.9 K	73.6%	1.1 K	7.6%	392.9 K	4
MATO GROSSO DO SUL	17.9 K	13.2 K	73.6%	2.6 K	20.0%	799.6 K	4
MINAS GERAIS	19.7 K	14.5 K	73.6%	1.6 K	10.8%	1.29 M	6
PARÁ	6.9 K	5.0 K	73.6%	899	17.8%	1.05 M	5
PARAÍBA	3.1 K	2.3 K	73.6%	881	38.6%	766.0 K	3
PARANÁ	89.1 K	65.5 K	73.6%	3.8 K	5.8%	2.21 M	7
PERNAMBUCO	3.0 K	2.2 K	73.6%	2.1 K	92.1%	403.9 K	5
PIAUÍ	855	629	73.6%	512	81.4%	184.0 K	1
RIO DE JANEIRO	7.3 K	5.4 K	73.6%	3.9 K	71.8%	5.22 M	7
RIO GRANDE DO NORTE	1.1 K	837	73.6%	175	20.9%	79.2 K	1
RIO GRANDE DO SUL	56.8 K	41.7 K	73.6%	2.9 K	6.9%	1.64 M	6
RONDÔNIA	11.1 K	8.1 K	73.6%	3.0 K	36.6%	551.1 K	3
RORAIMA	225.2 K	165.7 K	73.6%	110.3 K	66.6%	55.33 M	26
SANTA CATARINA	83.6 K	61.5 K	73.6%	4.7 K	7.6%	1.92 M	7
SÃO PAULO	49.7 K	36.6 K	73.6%	8.4 K	23.0%	11.10 M	14
SERGIPE	422	310	73.6%	-	-	-	-
TOCANTINS	613	451	73.6%	-	-	-	-

NUMBER OF ORGANIZATIONS AND FINANCIAL REQUIREMENTS BY ORGANIZATION TYPE














































	TOTAL	INTERNATIONAL NGOs	NATIONAL NGOs / CSOs ^I	UN AGENCIES	OTHERS ^{II}
FINANCIAL REQUIREMENTS	\$110.21 M	\$15.00 M (13.6%)	\$2.34 M (2.1%)	\$83.16 M (75.5%)	\$9.71 M (8.8%)
ORGANIZATIONS	48	11 (22.9%)	16 (33.3%)	9 (18.8%)	12 (25.0%)

^I Civil Society Organizations.^{II} Others include the Red Cross Movement, academia and faith-based organizations.

The list of organizations only includes appealing organizations under the RMRP, many of which collaborate with implementing partners to carry out RMRP activities.

POPULATION IN NEED AND TARGET, FINANCIAL REQUIREMENTS AND NUMBER OF PARTNERS BY SECTOR

 Population Projection People in Need People Targeted Total Requirements RMRP Partners Organizations Led by Refugees and Migrants

SECTOR*							
 EDUCATION	253.0 K	 32.6%	26.9 K	 10.6%	\$3.01 M	10	-
 FOOD SECURITY	403.5 K	 52.0%	51.1 K	 12.7%	\$8.90 M	16	2
 HEALTH	110.2 K	 14.2%	24.7 K	 22.4%	\$4.67 M	15	1
 HUMANITARIAN TRANSPORTATION	86.6 K	 11.2%	25.6 K	 29.6%	\$15.96 M	5	-
 INTEGRATION	308.9 K	 39.8%	52.2 K	 16.9%	\$15.41 M	29	5
 NUTRITION	77.6 K	 10.0%	7.6 K	 9.7%	\$1.24 M	5	-
 PROTECTION***	505.9 K	 65.2%	155.0 K	 30.6%	\$12.88 M	26	4
 CHILD PROTECTION	177.7 K	 22.9%	18.2 K	 10.3%	\$5.61 M	11	-
 GENDER-BASED VIOLENCE (GBV)	132.7 K	 17.1%	22.6 K	 17.1%	\$1.87 M	11	1
 HUMAN TRAFFICKING & SMUGGLING	96.2 K	 12.4%	96	 0.1%	\$280.6 K	4	-
 SHELTER	201.0 K	 25.9%	63.8 K	 31.7%	\$11.81 M	10	-
 WASH	131.9 K	 17.0%	51.6 K	 39.1%	\$5.22 M	12	-
 MULTIPURPOSE CASH ASSISTANCE	-	-	46.7 K	-	\$15.97 M	12	1
 COMMON SERVICES****	-	-	-	-	\$7.39 M	14	1

* While not being Sectors, data for Multipurpose Cash and for Common Services is included to inform on the overall targets and distribution of financial requirements in the RMRP 2024 update.

** The PiN calculations for some sectors (namely, Nutrition and Education, as well as Child Protection and GBV sub-sectors) are based on specific age and gender groups, resulting in a low PiN percentage as a proportion of the total population.

*** This includes Support Spaces.

**** This includes AAP-CwC, Communication, Coordination, Information Management, PSEA, and Reporting.

COUNTRY-SPECIFIC PLANNING SCENARIO & RESPONSE

As of August 2023, there were 501,100 refugees and migrants from Venezuela in Brazil, the third largest population of Venezuelans in the region. In 2023, daily entries to Brazil rose to levels similar to those recorded prior to the COVID-19 pandemic, resulting in over 144,000 arrivals by end-September, an increase of 21 per cent compared to the same period last year. Arrivals occur mainly through the border state of Roraima, which is geographically isolated, sparsely populated and the poorest in Brazil. These factors limit local communities' ability to respond to the growing humanitarian needs of this population, and greatly restrict Venezuelans' local integration prospects.

Brazil remains one of the few countries in the region where refugees and migrants from Venezuela can enter regularly without visa requirements, and have unrestricted access to documentation, education, healthcare, and other social assistance. As of September 2023, over 276,000 Venezuelans are enrolled to receive some form of government assistance in Brazil.⁵⁸

Exits of Venezuelans from Brazil remain limited, with an entry-exit ratio of 3 to 1. Of those exiting Brazil, more than 80 per cent are temporary: a border monitoring exercise conducted by R4V partners in Pacaraima during 2023 found that 85 per cent of Venezuelans surveyed when leaving the country intended to return to Brazil within 3 months.⁵⁹

The update of the RMRP for 2024 in Brazil is based on previously established and revalidated assumptions, including that Brazil will maintain its high-standard protection and solutions frameworks for refugees and migrants from Venezuela and guarantee them a regular stay, either through asylum or residency procedures. It is anticipated that the federal response will keep its

focus on humanitarian interventions in Roraima and voluntary relocation elsewhere in the country through the "interiorization" strategy⁶⁰ of Operation Welcome, which has benefited more than 117,600 Venezuelans⁶¹ with greater local integration prospects from April 2018 until end-October 2023. Transit movements are also anticipated to be consistent with last years' trends, with 6 per cent of Venezuelans arriving in Brazil intending to continue their journey to a third country.

With the newly elected federal government prioritizing strengthening local capacities, in 2024 it is anticipated that Operation Welcome will undergo a shift towards a more localized approach, while still maintaining a commitment to providing critical humanitarian assistance. Notably, the government is framing its response to refugees and migrants from Venezuela within a broader human rights-based approach that underpins the development of a National Policy for Migration, Asylum, and Statelessness.⁶²

CHANGES IN THE SCOPE AND PRIORITIES OF THE RESPONSE

The overall financial requirements for the updated response in Brazil have reduced slightly (from USD 122 million in 2023 to USD 110 million in 2024) but with a goal to reach 50 per cent more people with assistance (up to 194,800 compared to the initial target of 129,600; and also more than the 155,100 persons targeted in 2023). Reaching more people with less funding is primarily due to changes in the nature of activities in the Protection and Shelter Sectors, whose financial requirements have either remained largely the same (in the case of the Shelter Sector) or decreased (in the case of the Protection Sector) but whose target populations have increased significantly. The Protection Sector

[58] Available at <https://bit.ly/40Q0Cw5>

[59] Data extracted from dashboard in September 2023. Available at <https://bit.ly/40Q0Cw5>

[60] "Interiorization" is a strategy of the Brazilian government that enables Venezuelan refugees and migrants living in Roraima to safely move to other parts of Brazil, so as to ease pressure on the northern region and facilitate integration. The process is voluntary, free and accessible to those refugees and migrants who obtained temporary residence or were registered as asylum-seekers. After completion of medical checks, beneficiaries are transferred via military or commercial flights to their destination municipality, where they are received by local authorities, civil society groups, family members already residing in those locations, private companies or individuals interested in receiving and supporting Venezuelans to settle and work in other Brazilian states.

[61] Available at <http://aplicacoes.mds.gov.br/snas/painel-interiorizacao/>

[62] <https://portaldeimigracao.mj.gov.br/pt/informacoes-gerais-do-grupo-de-trabalho>

plans to reach 80 per cent more people with assistance in 2024 than envisioned, thanks largely to capacity-building activities and technical support provided to government actors, community-based interventions and provision of direct assistance, while the Shelter Sector plans to reach 63 per cent more people primarily through improvements in collective shelter infrastructure and the provision of rental assistance.

Meanwhile, sectors such as Health and Humanitarian Transportation have increased both their financial requirements and the target populations to be reached through additional activities. Conversely, sectors such as Education, Food Security and Child Protection have decreased their activities and corresponding financial requirements and target populations, due to a shrinking landscape of humanitarian actors linked to funding and available resources overall.

As outlined in the biannual RMRP 2023-2024, this 2024 update emphasizes coordinated activities for in-destination refugees and migrants from Venezuela in Brazil and supports the most affected host communities. The main strategic objectives are to:

- Complement and strengthen the Government's humanitarian response in its three main pillars: (1) border management and documentation; (2) shelter and humanitarian assistance; and (3) interiorization (voluntary relocation) and socio-economic integration.
- Promote and facilitate effective access to essential goods and services, including by enhancing the capacities of states and municipalities in the reception of, and assistance to refugees and migrants from Venezuela.
- Reinforce prevention and response to protection risks and incidents, while enhancing access to rights, particularly for the most vulnerable and those with specific needs, such as children, women and girls, survivors of GBV, persons with disabilities, persons living with HIV/AIDS, elderly persons, LGBTQI+ persons, indigenous peoples, victims of human trafficking, smuggling and labour exploitation.
- Promote socio-economic integration and social cohesion of refugees, migrants and host communities, by supporting access to decent work and livelihoods, either in the formal labour market or through entrepreneurship, while fostering financial inclusion, and preventing xenophobia.

The revised response will place a heightened emphasis on assisting indigenous refugees and migrants from Venezuela throughout Brazil, in order to:

- Bolster community self-organization and resilience through capacity building and scaling up of community-based initiatives, enhancing their ability to advocate for both individual and collective rights, to empower them to identify and enact their own solutions to the diverse challenges and risks they face.
- Support local and national governments in formulating and executing culturally sensitive policies. These include shelter exit strategies and measures that ensure access to basic rights, livelihoods, and education, while promoting the autonomy, self-reliance, and resilience of indigenous peoples.

The 48 appealing organizations of this updated RMRP 2024 – an increase of 6 partners compared to 2023 – will coordinate and implement interventions across 22 Brazilian states, encompassing all five major macro-regions of the federation, targeting the most vulnerable refugees and migrants according to the priority needs identified in the RMNA 2023 and considering their specific age, gender, and diversity characteristics. Response efforts will be concentrated in Roraima and Amazonas, the two states most affected by Venezuelan arrivals, as well as on regions with a significant presence of refugees and migrants due to the "interiorization" strategy, and in line with the Government's objective of building local capacities.

The updated 2024 response plan also includes a stronger focus on multipurpose cash assistance (MPC) as an assistance modality. Cash-based assistance allows refugees and migrants to exercise greater autonomy and thereby reinforces their dignity, facilitating their access to goods and services while simultaneously boosting local economies. The financial requirements for MPC have increased to USD 16 million (up from USD 12 million) to reach some 46,700K people.

To strengthen the localization of the response, the number of national NGOs/CSOs that are appealing partners of the RMRP in Brazil increased from 11 in 2023, to 21 in 2024. Of these, five are refugee-/migrant-led organizations, compared to four that were included in 2023. This growth in local partners – particularly refugee- and migrant-led organizations – is the result of proactive outreach by the Platform in Brazil to promote the active participation of affected communities in the



© UNHCR / Jeofrey Guillemard

response. The sectoral areas with the greatest growth in the number of new partners in the 2024 RMRP update were Protection and Integration.

RESPONSE PRINCIPLES

Protection remains at the center of all RMRP activities, with special attention to groups with specific needs such as women, girls, persons with disabilities, elderly persons, indigenous groups and LGBTQI+ persons. This is achieved through AGD-sensitive protection case management, training of government officials and service providers as well as other multi-sectoral cross-cutting initiatives to ensure the safety, dignity and rights of all refugees and migrants.

In 2024, accountability to affected populations (AAP) will be promoted through inter-agency initiatives

to provide accessible information to refugees and migrants about partners' roles and responsibilities, beneficiaries' entitlements, and targeting criteria, using community-based communication channels. An example of this approach is *U-Report Uniendo Voces*, which in 2024 will also be used as an inter-agency feedback mechanism.

Finally, moving towards durable solutions, R4V partners in 2024 will promote livelihoods interventions that also mainstream the environment as a cross-cutting theme, by focusing on access to the green economy and other income-generating activities with positive environmental impacts. These integration activities will be conducted to prevent or mitigate risks associated with environmental determinants of health.



CHILE

CHILE AT A GLANCE

VENEZUELAN IN-DESTINATION



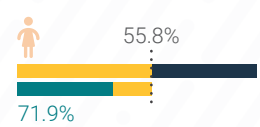
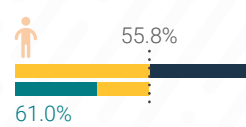
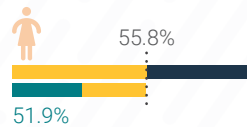
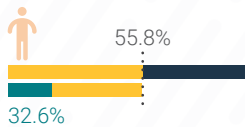
POPULATION PROJECTION (PP) **498.2 K**



PEOPLE IN NEED (PIN) **278.2 K** 55.8% OF PP



PEOPLE TARGETED **130.3 K** 46.8% OF PIN



AFFECTED HOST COMMUNITIES



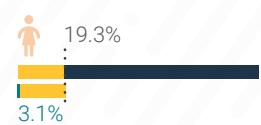
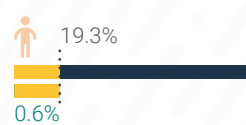
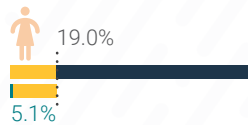
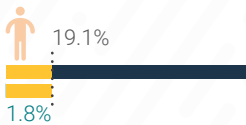
POPULATION PROJECTION (PP) -



PEOPLE IN NEED (PIN) **95.3 K** -



PEOPLE TARGETED **2.9 K** 3.1% OF PIN



TOTAL REQUIREMENTS
\$85.95 M



RMRP PARTNERS
20

ORGANIZATION TYPE

- Civil Society / National NGO
- ➔ ■ Refugee and Migrant-led
- International NGO
- UN Agencies
- Other

5
4
2
9
4



CHILE: PEOPLE TARGETED



CHILE: PERCENTAGE OF PEOPLE IN-NEED TO RECEIVE ASSISTANCE IN 2024

Population
ProjectionPeople in
Need (PiN)PiN
PercentagePeople
TargetedTarget Percentage
of PiNTotal
RequirementsRMRP
Partners

AISÉN DEL GENERAL CARLOS IBÁÑEZ DEL CAMPO	19.5 K	7.6 K	38.8%	4.8 K	63.3%	3.86 M	5
ANTOFAGASTA	22.0 K	6.0 K	27.4%	1.8 K	30.0%	2.87 M	7
ARAUCANÍA	12.2 K	3.9 K	31.6%	675	17.5%	708.1 K	4
ARICA Y PARINACOTA	23.6 K	4.8 K	20.3%	210	4.4%	376.4 K	3
ATACAMA	72.3 K	21.3 K	29.4%	1.6 K	7.4%	2.51 M	5
BÍO-BÍO	40.2 K	12.7 K	31.6%	2.4 K	18.5%	2.05 M	4
COQUIMBO	36.5 K	9.2 K	25.1%	854	9.3%	1.54 M	3
LIBERTADOR GENERAL BERNARDO O'HIGGINS	63.4 K	18.8 K	29.7%	440	2.3%	872.1 K	3
LOS LAGOS	39.9 K	12.2 K	30.5%	1.3 K	11.0%	2.38 M	4
LOS RÍOS	26.4 K	5.8 K	22.2%	625	10.7%	1.30 M	3
MAGALLANES Y ANTÁRTICA CHILENA	5.6 K	2.1 K	36.9%	662	32.1%	665.8 K	3
MAULE	22.0 K	10.5 K	48%	782	7.4%	1.54 M	4
ÑUBLE	525.9 K	221.5 K	42.1%	111.7 K	50.4%	55.34 M	17
REGIÓN METROPOLITANA DE SANTIAGO	16.0 K	4.8 K	30.2%	500	10.4%	530.6 K	3
TARAPACÁ	13.8 K	5.4 K	39.2%	2.6 K	48.5%	7.07 M	10
VALPARAÍSO	57.3 K	26.9 K	46.9%	2.4 K	8.8%	2.34 M	4

NUMBER OF ORGANIZATIONS AND FINANCIAL REQUIREMENTS BY ORGANIZATION TYPE

	TOTAL	INTERNATIONAL NGOs	NATIONAL NGOs / CSOs ^I	UN AGENCIES	OTHERS ^{II}
FINANCIAL REQUIREMENTS	\$85.95 M	\$915.3 K (1.1%)	\$502.1 K (0.6%)	\$82.33 M (95.8%)	\$2.20 M (2.6%)
ORGANIZATIONS	20	2 (10.0%)	5 (25.0%)	9 (45.0%)	4 (20.0%)
^I Civil Society Organizations. ^{II} Others include the Red Cross Movement, academia and faith-based organizations.					
The list of organizations only includes appealing organizations under the RMRP, many of which collaborate with implementing partners to carry out RMRP activities.					

POPULATION IN NEED AND TARGET, FINANCIAL REQUIREMENTS AND NUMBER OF PARTNERS BY SECTOR

 Population Projection














































 People in Need

 People Targeted

 Total Requirements

 RMRP Partners

 Organizations Led by Refugees and Migrants

SECTOR*							
 EDUCATION	76.0 K	 7.6%	5.4 K	 7.1%	\$1.96 M	3	1
 FOOD SECURITY	238.6 K	 23.9%	22.1 K	 9.3%	\$4.78 M	2	-
 HEALTH	157.8 K	 15.8%	22.7 K	 14.4%	\$8.23 M	6	1
 HUMANITARIAN TRANSPORTATION	105.6 K	 10.6%	1.8 K	 1.7%	\$543.0 K	1	-
 INTEGRATION	310.0 K	 31.1%	6.9 K	 2.2%	\$9.75 M	9	4
 NUTRITION	147.2 K	 14.8%	1.2 K	 0.8%	\$288.0 K	1	-
 PROTECTION***	364.6 K	 36.6%	42.5 K	 11.7%	\$18.87 M	8	1
 CHILD PROTECTION	149.0 K	 14.9%	7.5 K	 5.0%	\$4.26 M	4	1
 GENDER-BASED VIOLENCE (GBV)	104.0 K	 10.4%	1.3 K	 1.3%	\$2.53 M	5	-
 HUMAN TRAFFICKING & SMUGGLING	68.6 K	 6.9%	200	 0.3%	\$369.0 K	2	-
 SHELTER	131.9 K	 13.2%	20.5 K	 15.5%	\$16.50 M	4	-
 WASH	107.8 K	 10.8%	16.6 K	 15.4%	\$5.59 M	5	-
 MULTIPURPOSE CASH ASSISTANCE	-	-	33.0 K	-	\$8.78 M	6	-
 COMMON SERVICES****	-	-	-	-	\$3.49 M	7	1

* While not being Sectors, data for Multipurpose Cash and for Common Services is included to inform on the overall targets and distribution of financial requirements in the RMRP 2024 update.

** The PiN calculations for some sectors (namely, Nutrition and Education, as well as Child Protection and GBV sub-sectors) are based on specific age and gender groups, resulting in a low PiN percentage as a proportion of the total population.

*** This includes Support Spaces.

**** This includes AAP-CwC, Communication, Coordination, Information Management, PSEA, and Reporting.

COUNTRY-SPECIFIC PLANNING SCENARIO & RESPONSE

The trend of irregular entry of Venezuelan refugees and migrants to Chile has continued into late 2023 and is expected to persist in 2024. As of 30 September 2023, there were over 72,700 reports⁶³ of irregular entries into Chile,⁶⁴ already exceeding the year-end figures of 2021 and 2022 when some 56,500 and 53,800 irregular entries were reported, respectively, 75 per cent of whom were Venezuelan refugees and migrants.

High numbers of arrivals of refugees and migrants along the Chilean northern land borders led to the approval of the Critical Infrastructure Law⁶⁵ put forward by the Executive in early 2023, which granted authorization to the military to carry out border control functions, including identity verification, registration, and detention of those encountered entering irregularly. Additionally, Congress approved Law 21.590⁶⁶ to allow detentions of foreigners in an irregular situation for a maximum of five days in cases of administrative expulsion, while Chile's Ministry of Interior and Public Security advanced Bill 16.072-06⁶⁷, incorporating crimes committed within the national territory and abroad as causes for the expulsion of foreigners. These legislative changes in effect since July 2023 have contributed to a more restrictive protection landscape for refugees and migrants in the country.

Chile's new National Migration Policy⁶⁸ includes a biometric registration process⁶⁹ jointly conducted by the Investigative Police and the National Migration Service which aims to register and identify foreigners over age 18 who entered the country irregularly before 30 May 2023. By the beginning of November 2023, the

biometric registration process had already effectively registered over 100,000⁷⁰ individuals, out of some 230,000 initially enrolled, of whom 90 per cent are Venezuelans.⁷¹

RESPONSE PRIORITIES

The updated RMRP 2024 contains a comprehensive and coordinated response in Chile's 16 regions implemented through 20 partners, four of which are refugee- and migrant-led organizations. The overall financial requirements in 2024 total USD 86 million (a slight increase from USD 80.7 million in 2023) to assist over 133,200 refugees and migrants and vulnerable members of host communities. Sectors with the greatest target populations in 2024 include protection, health, and food security, with multi-purpose cash assistance (MPC) as a modality having the second largest target population (almost 33,000 beneficiaries). The overall target population for 2024 (133,200) has however decreased significantly from the initial target of 206,400 in the original 2024 plan.

The most significant decreases were identified within the Protection and Health Sectors, with a 44 and 55 per cent drop in target populations, respectively (from 77,200 initially planned to 42,500 within the Protection Sector; and from 51,200 to 22,700 in the Health Sector). In the case of the Health Sector, the results of the JNA demonstrated that access to health is not a priority unmet need for refugees and migrants, since the Chilean state guarantees access to public health for all people regardless of their status.

[63] This includes both reports presented by the authorities and self-reports. The first are those that occur when refugees and migrants are spontaneously controlled by the authorities while the latter occurs when refugees and migrants themselves approach the authorities.

[64] Data shared by the Responsible Migration Observatory after request to the Chilean Investigative Police. Report available at: <https://www.biobiochile.cl/noticias/nacional/chile/2023/09/25/casi-35-mil-migrantes-han-ingresado-de-forma-clandestina-a-chile-en-2023-solo-187-han-sido-expulsados.shtml>

[65] <https://www.bcn.cl/leychile/navegar?idNorma=1188583>

[66] <https://www.bcn.cl/leychile/navegar?idNorma=1194911&idParte=10447076&idVersion=2023-08-07>

[67] http://www.senado.cl/appsenado/templates/tramitacion/index.php?boletin_ini=16072-06

[68] <https://www.interior.gob.cl/noticias/2023/07/06/nueva-politica-nacional-de-migracion-y-extranjeria/>

[69] <https://serviciomigraciones.cl/empadronamiento-biometrico/>

[70] <https://serviciomigraciones.cl/empadronamiento-biometrico-mas-de-100-mil-personas-extranjeras/>

[71] <https://www.biobiochile.cl/noticias/nacional/chile/2023/11/02/empadronamiento-permite-tener-mas-detalles-de-extranjeros-irregulares-en-chile-899-son-venezolanos.shtml>

Regarding the Protection Sector, one of the main strategies is to provide technical and financial assistance for the development of public policies that strengthen regularization and protection mechanisms. In this regard, financial requirements have increased from USD 13.84 million to USD 18.84 million in 2024. R4V partners will support the Government with planning and implementing regularization and census exercises, including through technical, material, and financial support, by identifying profiles and facilitating communication with refugees and migrants from Venezuela. With the increase in technical support to the government (for the ultimate benefit of refugees and migrants, but where direct beneficiaries are not counted for these types of activities) there is also a reduction in direct assistance (and thereby a reduction in the total estimated target population).

The National Platform in Chile will continue to assist refugees and migrants from Venezuela entering the country with direct support in shelter, food security, humanitarian transportation, and key information for safe access to the territory, in close coordination with central and local authorities. In 2024, new actions will promote favorable environments for integrating and protecting the refugee and migrant population in transit sites and temporary shelters. This is based on needs highlighted in the RMNA, that the refugee and migrant population requires greater support and guidance in developing exit strategies, generating livelihoods and overall integration.

Also, in 2024, R4V partners will provide humanitarian assistance in the sectors of food security, shelter, and WASH, with the particularity that this year, assistance will not only focus on the northern regions but will also be extended to southern areas of Chile, where approximately 20 per cent of the refugee and migrant population lives. Needs in these sectors will be met through cash and voucher assistance (CVA) or in-kind support, including nutritional assistance, provision of food and sanitation items, humanitarian transportation, and access to temporary collective shelters. For this reason, the financial requirements for multipurpose cash assistance (MPC) have significantly increased for 2024, to USD 8.78 million compared to USD 5.13 million in the original 2024 response plan.

One of the main objectives of the National R4V Platform is to address integration needs, with sectoral financial requirements for 2024 having increased over 150 per cent to USD 9.75 million from the initially planned requirement of USD 3.84 million (also an increase from the USD 6.1 million requested in 2023). The increase in budget is attributed to the increased focus of partners working on activities that promote integration and social cohesion. The integration response will be focused on initiatives that allow refugees and migrants to promote professional and vocational development through professional training and validation of certifications. While the social cohesion response will seek to empower refugees and migrants who have resided in Chile for extended periods of time to be active agents in their communities and promote peaceful coexistence with the local population.

RESPONSE PRINCIPLES

In 2024, the National R4V Platform in Chile will strengthen its work within accountability to affected populations (AAP). This will particularly be achieved through implementation and/or scale-up of interagency feedback and complaint mechanisms between refugees, migrants, affected host communities, and R4V partners, as well as through participatory assessments, with particular attention paid to temporary shelters or other places with considerable concentrations of refugees and migrants.

The platform will also strengthen interventions that promote protection from sexual exploitation and abuse (PSEA), including through training of R4V partners and actors involved in the Lobito transit site in the Tarapacá region. This will be implemented in close coordination with the regional PSEA Community of Practice, the local government and the UNCT in Chile, and in alignment with the principle of “Do no harm”.

Finally, in 2024, the R4V in Chile will strengthen the incorporation of environment-related incentives into partners' response activities to generate a positive environmental impact, including through seed funding to initiatives focused on promoting a green and sustainable economy.

COLOMBIA



COLOMBIA AT A GLANCE

VENEZUELAN IN-DESTINATION



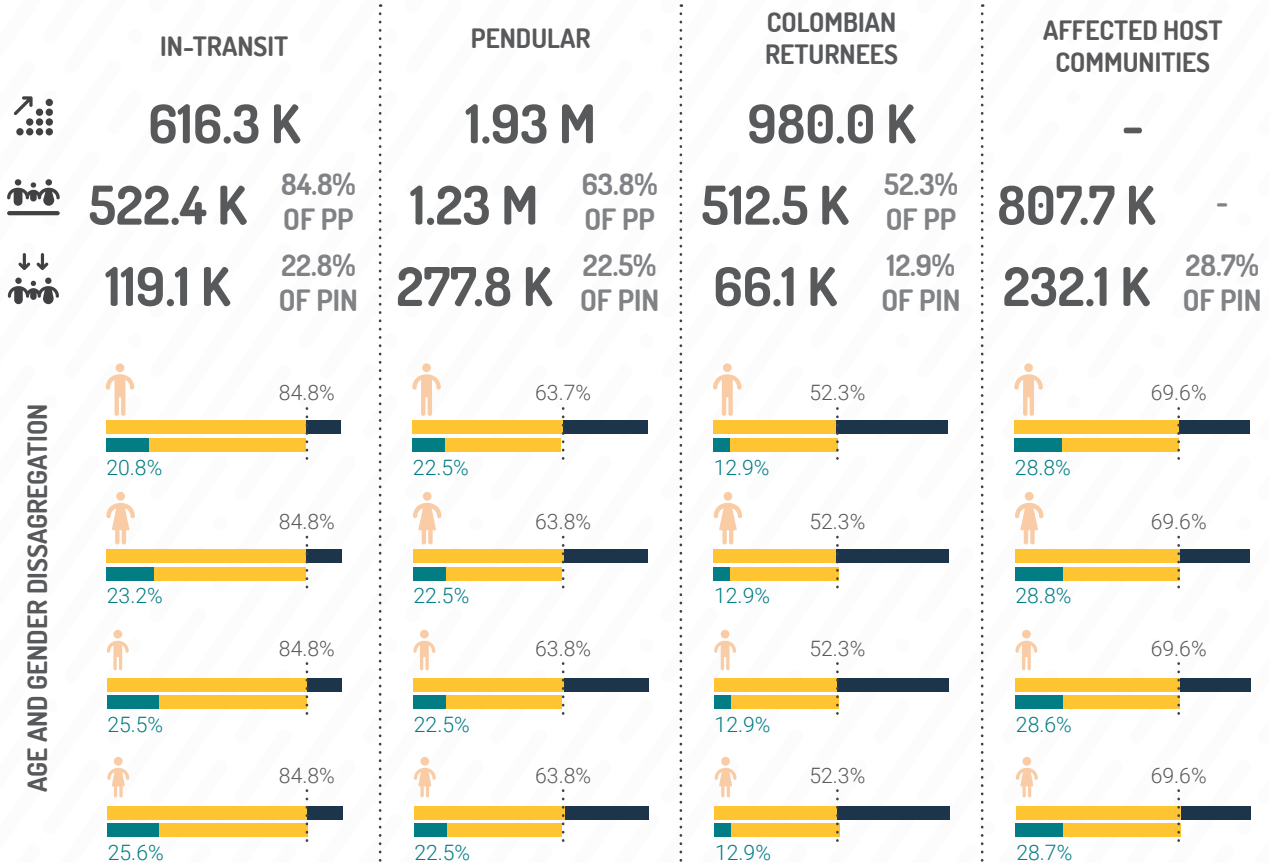
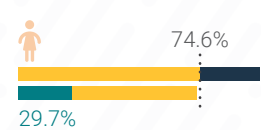
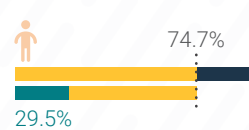
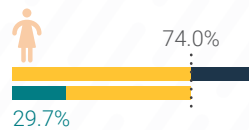
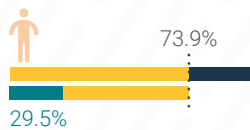
POPULATION PROJECTION (PP) **2.94 M**



PEOPLE IN NEED (PIN) **2.18 M** 74.2% OF PP



PEOPLE TARGETED **645.5 K** 29.6% OF PIN



TOTAL REQUIREMENTS
\$575.87 M

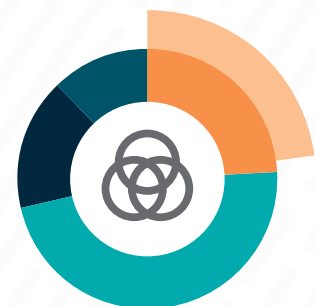


RMRP PARTNERS
74

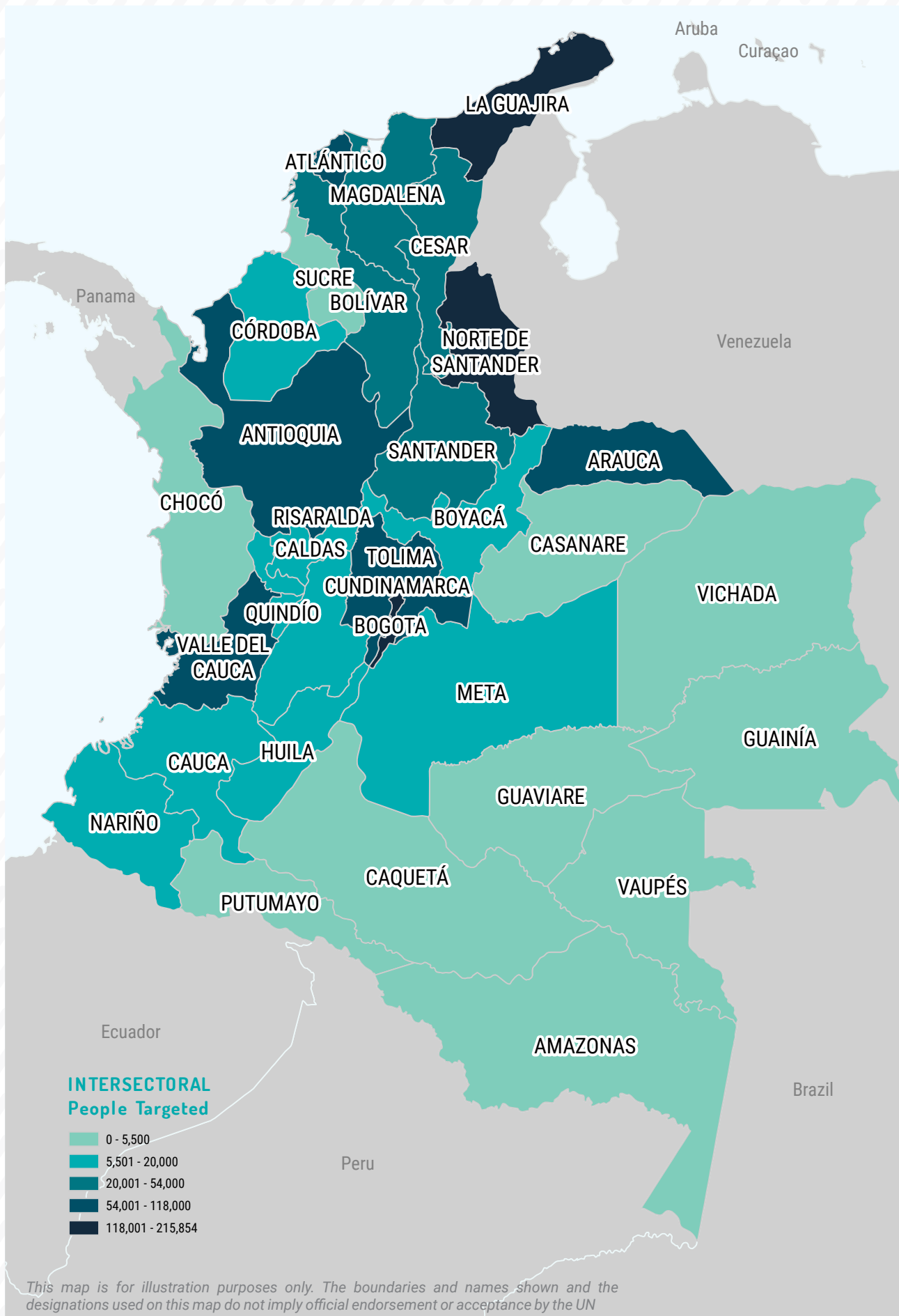
ORGANIZATION TYPE

- Civil Society / National NGO
- Refugee and Migrant-led
- International NGO
- UN Agencies
- Other


18
17
35
12
9




COLOMBIA: PEOPLE TARGETED




COLOMBIA: PERCENTAGE OF PEOPLE IN-NEED TO RECEIVE ASSISTANCE IN 2024




Population
Projection




People in
Need (PiN)




PiN
Percentage




People
Targeted



Target Percentage
of PiN



Total
Requirements



RMRP
Partners

							
AMAZONAS	1.4 K	747	52.6%	208	27.8%	309.8 K	3
ANTIOQUIA	605.5 K	421.6 K	69.6%	117.9 K	28.0%	57.18 M	31
ARAUCA	597.6 K	378.0 K	63.3%	94.9 K	25.1%	35.76 M	26
ATLÁNTICO	429.1 K	296.9 K	69.2%	78.8 K	26.5%	29.28 M	31
BOGOTÁ. D.C.	767.6 K	497.3 K	64.8%	134.5 K	27.1%	57.19 M	33
BOLÍVAR	242.1 K	163.4 K	67.5%	41.8 K	25.6%	26.75 M	15
BOYACÁ	69.5 K	54.7 K	78.7%	15.0 K	27.4%	9.99 M	7
CALDAS	44.7 K	29.6 K	66.2%	8.1 K	27.4%	1.19 M	6
CAQUETÁ	7.9 K	5.2 K	66.2%	-	-	-	-
CASANARE	27.1 K	19.5 K	71.9%	5.5 K	28.1%	7.07 M	6
CAUCA	46.1 K	36.2 K	78.6%	10.4 K	28.6%	8.36 M	11
CESAR	181.4 K	131.6 K	72.5%	34.7 K	26.4%	21.87 M	10
CHOCÓ	10.2 K	7.2 K	71.1%	2.9 K	40.4%	8.05 M	8
CÓRDOBA	77.8 K	47.7 K	61.4%	11.1 K	23.3%	542.1 K	5
CUNDINAMARCA	360.6 K	243.9 K	67.7%	67.1 K	27.5%	16.26 M	19
GUAINÍA	5.9 K	4.9 K	82.3%	1.5 K	29.9%	3.06 M	6
GUAVIARE	3.4 K	2.6 K	77.9%	807	30.7%	12.0 K	1
HUILA	39.7 K	31.6 K	79.7%	8.9 K	28.3%	285.3 K	1
LA GUAJIRA	815.6 K	540.3 K	66.3%	132.9 K	24.6%	83.03 M	31
MAGDALENA	175.7 K	130.4 K	74.2%	34.6 K	26.6%	19.08 M	19
META	88.4 K	67.0 K	75.8%	18.8 K	28.1%	3.08 M	6
NARIÑO	28.7 K	22.1 K	77.1%	10.8 K	48.7%	30.99 M	28
NORTE DE SANTANDER	1.38 M	906.9 K	65.9%	215.9 K	23.8%	78.59 M	44
PUTUMAYO	8.0 K	5.3 K	65.9%	1.4 K	25.9%	1.76 M	7
QUINDIO	43.4 K	31.8 K	73.2%	8.8 K	27.6%	1.53 M	6
RISARALDA	84.4 K	58.8 K	69.7%	17.1 K	29.1%	6.76 M	8
SAN ANDRÉS Y PROVIDENCIA	271	120	44.3%	-	-	-	-
SANTANDER	277.3 K	196.5 K	70.9%	53.1 K	27.0%	25.48 M	23
SUCRE	81.3 K	48.6 K	59.7%	-	-	-	-
TOLIMA	73.6 K	51.8 K	70.4%	13.0 K	25.1%	2.76 M	4
VALLE DEL CAUCA	435.7 K	296.3 K	68.0%	79.7 K	26.9%	30.16 M	28
VAUPÉS	86	32	37.2%	-	-	-	-
VICHADA	6.7 K	5.7 K	85.1%	2.5 K	44.8%	9.50 M	12

NUMBER OF ORGANIZATIONS AND FINANCIAL REQUIREMENTS BY ORGANIZATION TYPE

	TOTAL	INTERNATIONAL NGOs	NATIONAL NGOs / CSOs ^I	UN AGENCIES	OTHERS ^{II}
FINANCIAL REQUIREMENTS	\$575.87 M	\$123.59 M (21.5%)	\$17.38 M (3.0%)	\$415.04 M (72.1%)	\$19.86 M (3.4%)
ORGANIZATIONS	74	35 (47.3%)	18 (24.3%)	12 (16.2%)	9 (12.2%)

^I Civil Society Organizations.
^{II} Others include the Red Cross Movement, academia and faith-based organizations.

The list of organizations only includes appealing organizations under the RMRP, many of which collaborate with implementing partners to carry out RMRP activities.

POPULATION IN NEED AND TARGET, FINANCIAL REQUIREMENTS AND NUMBER OF PARTNERS BY SECTOR


 Population Projection
















































 People in Need

 People Targeted

 Total Requirements

 RMRP Partners

 Organizations Led by Refugees and Migrants

SECTOR*		 		 			
 EDUCATION	3.81 M	 50.0%	221.9 K	 5.8%	\$28.46 M	21	4
 FOOD SECURITY	4.15 M	 54.4%	841.1 K	 20.3%	\$104.43 M	20	1
 HEALTH	5.01 M	 65.7%	1.10 M	 22.0%	\$96.83 M	29	2
 HUMANITARIAN TRANSPORTATION	3.07 M	 40.2%	105.2 K	 3.4%	\$4.65 M	10	-
 INTEGRATION	4.92 M	 64.5%	237.5 K	 4.8%	\$123.95 M	51	9
 NUTRITION	1.60 M	 21.0%	113.9 K	 7.1%	\$3.57 M	11	1
 PROTECTION***	4.40 M	 57.7%	719.2 K	 16.3%	\$60.76 M	36	5
 CHILD PROTECTION	1.73 M	 22.7%	129.6 K	 7.5%	\$27.48 M	19	5
 GENDER-BASED VIOLENCE (GBV)	3.13 M	 41.0%	100.0 K	 3.2%	\$20.08 M	33	8
 HUMAN TRAFFICKING & SMUGGLING	1.23 M	 16.1%	28.3 K	 2.3%	\$4.18 M	10	4
 SHELTER	4.14 M	 54.3%	161.6 K	 3.9%	\$27.52 M	17	1
 WASH	4.51 M	 59.0%	281.3 K	 6.2%	\$17.63 M	25	2
 MULTIPURPOSE CASH ASSISTANCE	-	-	161.1 K	-	\$42.83 M	21	-
 COMMON SERVICES****	-	-	-	-	\$13.49 M	19	3

* While not being Sectors, data for Multipurpose Cash and for Common Services is included to inform on the overall targets and distribution of financial requirements in the RMRP 2024 update.

** The PiN calculations for some sectors (namely, Nutrition and Education, as well as Child Protection and GBV sub-sectors) are based on specific age and gender groups, resulting in a low PiN percentage as a proportion of the total population.

*** This includes Support Spaces.

**** This includes AAP-CwC, Communication, Coordination, Information Management, PSEA, and Reporting.

COUNTRY-SPECIFIC PLANNING SCENARIO & RESPONSE

Colombia continues to be the largest host country for refugees and migrants from Venezuela. Between January and September 2023, an average of 1,815 people entered the country regularly every month.⁷² According to official figures, there were 2.88 million Venezuelans in the country as of November 2023.

In late 2022 and 2023, under its new national administration, Colombia implemented significant changes in its relationship with Venezuela, including the restoration of diplomatic relations and the re-opening of the border. Between August and September 2023, the Venezuelan Government reopened its consular offices in Colombia⁷³ to provide services to Venezuelans, including, inter alia, certification of diplomas, degrees, renewals and issuance of passports, which contribute to their local integration.

During 2023, a Ministry of Equality and Equity⁷⁴ was created to implement public policies, including protection of refugees' and migrants' human rights through its Directorate of Migrant Population. This new Ministry – together with the Ministry of Foreign Affairs and Migration Colombia – will be critical counterparts to coordinate assistance and socio-economic and cultural inclusion strategies with refugees and migrants.

The Colombian Government continues granting Temporary Protection Status for Venezuelans (TPS), with over 1.85 million Temporary Protection Permits (TPP) delivered as of 11 September 2023.⁷⁵ Despite important advances in access to social protection for

TPP holders (including expanded access to healthcare and the formal labour market) there are still gaps and unmet needs.⁷⁶ New arrivals from Venezuela (having arrived after 28 May 2022) cannot currently apply for a TPP, and find themselves with limited regularization and documentation options (including visas and refugee status).

Refugees and migrants in Colombia have also been affected by armed conflict, in some cases resulting in internal displacement, restrictions on their freedom of movement, or confinement.⁷⁷ Refugees and migrants in these situations face obstacles being recognized as victims of the armed conflict by the government, thus unable to exercise certain rights and access benefits that such a recognition would entail.⁷⁸

Meanwhile, floods in the departments of Arauca and La Guajira affected refugees and migrants, along with Colombian host communities, leaving them in precarious conditions and highlighting the significant impact climate change has and will continue to have on the most vulnerable populations.

Throughout 2023, in-transit movements of refugees and migrants of various nationalities, in particular towards Central and North America, increased by 223 per cent between January and August 2023, compared to the same period in 2022.⁷⁹ Among those in-transit, Venezuelans represent the largest nationality (65 per cent), followed by Ecuadorians (14 per cent), Haitians (13 per cent) and Chinese (5 per cent).⁸⁰ In an attempt to reduce irregular movements, the United States

[72] *Migración Colombia (regular entries only)*. Consulted 19 October 2023. <https://shorturl.at/orvSZ>

[73] *There are currently five Venezuelan consulates in Colombia, in Cucuta, Medellín, Riohacha, Cartagena and Barranquilla, in addition to the embassy in Bogotá.*

[74] <https://www.minigualdadequidad.gov.co/portal/>

[75] *Migración Colombia (consulted 13 November 2023)* <https://acortar.link/gomqLw>

[76] *See findings in the Colombia chapter of the RMNA 2023*, <https://rmrp.r4v.info/rmna2023/>

[77] *GIFMM, Double and triple affectation alerts (consulted 19 October 2023)*, <https://acortar.link/FMR3t6>

[78] *In areas of armed conflict such as Arauca and Nariño, when civil society is victim of confinement or is forced to displace, authorities of the Public Ministry have the responsibility to address and provide assistance to these victims. The first step is to take their statements and the activate the protection route established in Law 1448 of 2011. Alerts have indicated that refugees and migrants face barriers to access this route, both for immediate emergency humanitarian assistance and for medium- and long-term assistance (as they do not have civil documentation), leaving their rights to truth, justice, reparation and non-repetition unguaranteed.*

[79] *GIFMM, Mixed movement monitoring system to Central and North America (consulted 1 October 2023)*, <https://acortar.link/2GSIk>

[80] *National Migration Service (SNM) of the Government of Panama*, <https://acortar.link/iLnOpr>

Government, in coordination with the Colombian Government, UNHCR and IOM, in 2023 initiated a Safe Mobility Program to facilitate refugee resettlement and other legal entry pathways for Venezuelan, Haitian and Cuban nationals to travel directly to the USA from Colombia. Despite this, northward movements have continued to increase.

CHANGES IN THE SCOPE AND PRIORITIES OF THE RESPONSE

The updated RMRP for 2024 foresees a comprehensive response in 29 of Colombia's 32 departments, to be implemented through 74 partners,⁸¹ with financial requirements totaling 575M USD to reach 1.34 million people in need. Building on the findings of the RMNA 2023, and therefore more updated and informed planning assumptions and scenarios, this 2024 response includes a 5 per cent increase in the number of activities and a 3.4 per cent increase in the population to be reached. In the updated 2024 response, 48 per cent of financial requirements are concentrated in Bogota, Antioquia, La Guajira, and Norte de Santander. In these departments, the greatest increases concerning financial requirements and number of activities are in Antioquia (23 per cent) and La Guajira (21 per cent), which also correspond to areas with the greatest needs identified in the RMNA 2023.

Regarding the sectors, the biggest changes are in Protection, Health, and Education.

The **Protection** Sector increased its financial requirements by 18 per cent, with a 190 per cent increase in the number of people to reach, and a 12 per cent increase in the number of activities to be implemented. These significant increases are mainly based on a shift to community-based protection⁸² activities, which can reach large numbers of people in need through relatively modest investments. These activities will also aim to assist refugees and migrants in-transit towards Central and North America, whose protection needs are well documented. The Sector will also support the implementation of public policies focused on the prevention of statelessness, on binational indigenous populations in border areas. Finally, while recognizing the progress of the TPS, the

Sector will support Venezuelans in need of migratory regularization and legal status, as a significant number of Venezuelans either require guidance to complete or initiate their regularization processes or access asylum procedures.

The **Health** Sector increased its funding requirements by 23 per cent to meet the healthcare needs of refugees and migrants, particularly given the limited capacities of the Colombian health system. The gaps are more significant in border departments (Arauca, La Guajira, Guainía, and Vichada) and among indigenous communities, including host and pendular populations, where healthcare is often limited to the provision of emergency care. The Sector aims to provide services that are complementary to the national health system's response, in a manner that strengthens institutions and communities through a humanitarian-development nexus. For the population in-transit, the Sector will focus on case management, primary healthcare (physical and mental), the delivery of health supplies, and communication products designed for health risk management that are culturally adapted to the profiles of the almost 120 nationalities in-transit.

The **Education** Sector, meanwhile, reduced its funding requirements by 39 per cent, mainly as a result of the steady progress made in the enrollment of refugee and migrant children in the Colombian public education system (with over 606,000 Venezuelan school-aged children enrolled in 2023 compared to 34,000 in 2018).⁸³ While the Sector will continue to provide support for the inclusion of children in formal and informal education, it will focus on activities aimed at integration, retention and the reduction of dropout rates.

RESPONSE PRINCIPLES

Centrality of Protection will be prioritized within sectors and with new partners through inter-sectoral training, to promote the protection, safety, and dignity of all refugees and migrants in Colombia.

The National R4V Platform's (GIFMM's) **AAP-CwC** Group will develop protocols and guidance documents to standardize complaint and feedback mechanisms in 2024.

[81] This is an increase of 15 new partners, together with the 59 partners originally participating in the RMRP in 2024; and a reduction in the number of departments with response activities, down from 31 to 29.

[82] These types of activities allow for the strengthening of communities of refugees, migrants and host populations, with a goal to improve protective environments, socio-cultural integration and activities led by the population to promote their rights.

[83] GIFMM, Dashboard on Education Gaps for Venezuelan Refugee and Migrant Children in Colombia (based on databases from the National Education Ministry – MEN) (March 2023), <https://www.r4v.info/en/node/385>

Environmental concerns and opportunities will be incorporated in the design of the 2024 response through advice and training provided to local GIFMMs and sectors.

In 2023, the **PSEA** Taskforce and the GIFMM evaluated the capacity of local GIFMMs to strengthen the PSEA

approach. In 2024, local GIFMMs will design work plans with technical assistance from the national level and develop new communication materials and key messages for dissemination with GIFMM partners, in coordination with the AAP and CwC teams.





ECUADOR

ECUADOR AT A GLANCE

VENEZUELAN IN-DESTINATION



POPULATION PROJECTION (PP) **416.8 K**



PEOPLE IN NEED (PIN) **324.7 K** 77.9% OF PP



PEOPLE TARGETED **283.5 K** 87.3% OF PIN



87.3%

77.9%



87.3%

77.9%



87.4%

77.9%



87.4%

77.9%

IN-TRANSIT



330.0 K



248.6 K 75.3% OF PP



142.2 K 57.2% OF PIN

AGE AND GENDER DISSAGREGATION



57.2%

75.3%



57.2%

75.3%



45.7%

63.1%



49.5%

63.1%



57.2%

75.3%



57.2%

75.3%



54.8%

63.1%



46.7%

63.1%

AFFECTED HOST COMMUNITIES

-

156.5 K

-

76.4 K

48.8% OF PIN

TOTAL REQUIREMENTS



\$288.78 M

RMRP PARTNERS

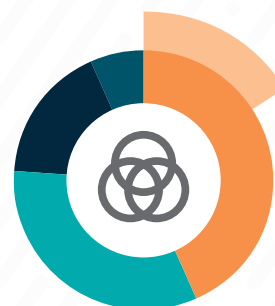


76

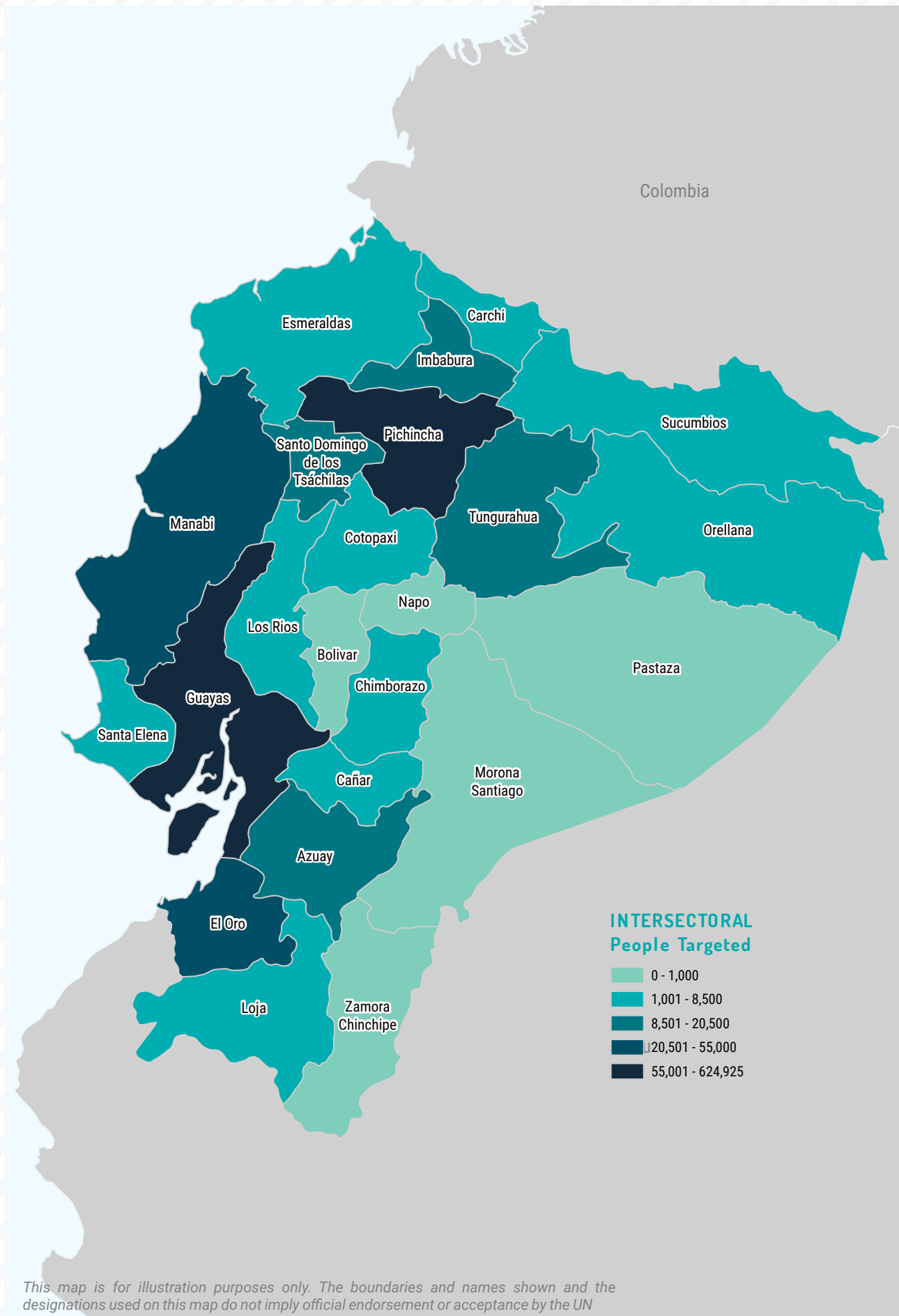
ORGANIZATION TYPE

- Civil Society / National NGO
- Refugee and Migrant-led
- International NGO
- UN Agencies
- Other













33
12
25
13
5



ECUADOR: PEOPLE TARGETED



ECUADOR: PERCENTAGE OF PEOPLE IN-NEED TO RECEIVE ASSISTANCE IN 2024

























	 Population Projection	 People in Need (PiN)	 PiN Percentage	 People Targeted	 Target Percentage of PiN	 Total Requirements	 RMRP Partners
							
AZUAY	30.1 K	21.8 K	72.4%	17.7 K	81.5%	6.50 M	19
BOLIVAR	1.1 K	828	72.4%	377	45.5%	649.5 K	3
CAÑAR	4.4 K	3.2 K	72.4%	2.0 K	62.7%	233.0 K	2
CARCHI	7.6 K	5.5 K	72.4%	5.3 K	97.3%	19.58 M	29
CHIMBORAZO	8.6 K	6.2 K	72.4%	3.5 K	56.5%	2.09 M	7
COTOPAXI	7.5 K	5.4 K	72.4%	4.1 K	75.2%	2.57 M	10
EL ORO	34.5 K	25.0 K	72.4%	22.6 K	90.6%	20.20 M	33
ESMERALDAS	8.1 K	5.9 K	72.4%	5.0 K	84.7%	7.18 M	22
GALÁPAGOS	150	110	73.3%	-	-	-	-
GUAYAS	189.3 K	137.0 K	72.4%	90.5 K	66.0%	39.54 M	34
IMBABURA	18.9 K	13.7 K	72.4%	11.1 K	80.9%	13.41 M	23
LOJA	4.5 K	3.3 K	72.4%	2.0 K	60.4%	907.1 K	4
LOS RIOS	12.4 K	9.0 K	72.4%	4.8 K	53.0%	1.71 M	4
MANABI	57.7 K	41.7 K	72.4%	34.7 K	83.2%	28.31 M	27
MORONA SANTIAGO	2.3 K	1.7 K	72.4%	-	-	-	-
NAPO	1.7 K	1.2 K	72.4%	462	38.7%	671.1 K	2
ORELLANA	5.2 K	3.7 K	72.4%	2.6 K	68.8%	3.62 M	7
PASTAZA	2.1 K	1.5 K	72.3%	617	41.2%	720.6 K	1
PICHINCHA	211.9 K	153.4 K	72.4%	125.7 K	82.0%	104.10 M	54
SANTA ELENA	12.2 K	8.8 K	72.4%	1.6 K	18.6%	1.26 M	3
SANTO DOMINGO DE LOS TSÁCHILAS	17.8 K	12.9 K	72.4%	10.3 K	80.3%	9.22 M	16
SUCUMBIOS	7.1 K	5.1 K	72.4%	4.5 K	87.7%	18.15 M	20
TUNGURAHUA	18.4 K	13.3 K	72.4%	10.4 K	78.0%	8.09 M	14
ZAMORA CHINCHIPE	1.4 K	979	72.5%	100	10.2%	62.0 K	1

NUMBER OF ORGANIZATIONS AND FINANCIAL REQUIREMENTS BY ORGANIZATION TYPE

	TOTAL	INTERNATIONAL NGOs	NATIONAL NGOs / CSOs ^I	UN AGENCIES	OTHERS ^{II}
FINANCIAL REQUIREMENTS	\$288.78 M	\$46.33 M (16.0%)	\$16.13 M (5.6%)	\$220.72 M (76.4%)	\$5.60 M (1.9%)
ORGANIZATIONS	76	25 (32.9%)	33 (43.4%)	13 (17.1%)	5 (6.6%)
^I Civil Society Organizations. ^{II} Others include the Red Cross Movement, academia and faith-based organizations.					
The list of organizations only includes appealing organizations under the RMRP, many of which collaborate with implementing partners to carry out RMRP activities.					

POPULATION IN NEED AND TARGET, FINANCIAL REQUIREMENTS AND NUMBER OF PARTNERS BY SECTOR

- Population Projection
 People in Need
 People Targeted
 Total Requirements
 RMRP Partners
 Organizations Led by Refugees and Migrants

SECTOR*		<div><div></div><div></div></div>	<div><div></div><div></div></div>	<div><div></div><div></div></div>			
 EDUCATION	141.7 K	<div><div></div></div> 14.2%	123.4 K	<div><div></div></div> 87.1%	\$24.62 M	28	8
 FOOD SECURITY	593.7 K	<div><div></div></div> 59.7%	303.7 K	<div><div></div></div> 51.2%	\$42.89 M	12	3
 HEALTH	408.7 K	<div><div></div></div> 41.1%	205.7 K	<div><div></div></div> 50.3%	\$23.99 M	23	5
 HUMANITARIAN TRANSPORTATION	223.9 K	<div><div></div></div> 22.5%	16.5 K	<div><div></div></div> 7.4%	\$714.5 K	2	-
 INTEGRATION	481.2 K	<div><div></div></div> 48.4%	209.0 K	<div><div></div></div> 43.4%	\$55.93 M	49	8
 NUTRITION	80.4 K	<div><div></div></div> 8.1%	6.2 K	<div><div></div></div> 7.8%	\$2.68 M	6	-
 PROTECTION***	691.5 K	<div><div></div></div> 69.5%	425.0 K	<div><div></div></div> 61.5%	\$42.07 M	38	6
 CHILD PROTECTION	334.9 K	<div><div></div></div> 33.7%	46.1 K	<div><div></div></div> 13.8%	\$15.63 M	20	2
 GENDER-BASED VIOLENCE (GBV)	223.4 K	<div><div></div></div> 22.5%	92.6 K	<div><div></div></div> 41.5%	\$12.81 M	26	5
 HUMAN TRAFFICKING & SMUGGLING	58.8 K	<div><div></div></div> 5.9%	923	<div><div></div></div> 1.6%	\$3.53 M	7	1
 SHELTER	427.5 K	<div><div></div></div> 43.0%	179.9 K	<div><div></div></div> 42.1%	\$22.59 M	14	1
 WASH	421.2 K	<div><div></div></div> 42.3%	190.5 K	<div><div></div></div> 45.2%	\$6.23 M	12	1
 MULTIPURPOSE CASH ASSISTANCE	-	-	108.4 K	-	\$22.90 M	14	-
 COMMON SERVICES****	-	-	-	-	\$12.19 M	30	5

* While not being Sectors, data for Multipurpose Cash and for Common Services is included to inform on the overall targets and distribution of financial requirements in the RMRP 2024 update.

** The PiN calculations for some sectors (namely, Nutrition and Education, as well as Child Protection and GBV sub-sectors) are based on specific age and gender groups, resulting in a low PiN percentage as a proportion of the total population.

*** This includes Support Spaces.

**** This includes AAP-CwC, Communication, Coordination, Information Management, PSEA, and Reporting.

COUNTRY-SPECIFIC PLANNING SCENARIO & RESPONSE

Ecuador hosts nearly half a million refugees and migrants from Venezuela, in addition to being a transit country for thousands of people on the move of multiple nationalities, many of whom are engaging in complex circular and onward movements. Amidst the government's substantial efforts to implement regularization initiatives for Venezuelans, including the ongoing VIRTE⁸⁴ procedure, one of the main needs identified by the refugee and migrant population in Ecuador continues to be access to regularization, documentation and socio-economic integration processes. A new national government will take office at the end of 2023, whose approaches to migration and asylum policies are uncertain to date.

R4V partners face an increasingly complex operational environment in Ecuador, due to an economy still struggling to recover since the COVID-19 pandemic, and growing insecurity in several provinces of the country.⁸⁵ The security situation hinders humanitarian access, requires ongoing adjustments of intervention modalities, creates security risks for staff, and affects the protection and integration prospects of refugees and migrants. These security issues are multi-causal, and have now spread throughout the country to impact internal and regional movement dynamics.⁸⁶

In 2024, it is anticipated that the country will continue to face political and social challenges and increasing risks for refugees and migrants related to GBV, child recruitment, human trafficking and smuggling, and other protection risks, which are anticipated to translate into further onward movements, foster xenophobia, and inhibit socio-economic integration efforts.

CHANGES IN THE SCOPE AND PRIORITIES OF THE RESPONSE

In 2024, 76 partners (an increase of five from 2023) including 12 refugee- and migrant-led organizations will work to address the protection, humanitarian and

integration needs of refugees and migrants in Ecuador, as well as their host communities in 23 provinces, focusing on those geographic areas with the highest concentrations of refugees and migrants, as well as along border areas.

The total budget of USD 289 million remains largely the same as that envisioned in the original RMRP for 2024 to meet the needs of some 502,100 refugees and migrants and members of host communities in Ecuador. The vast majority of sectors revised their PiNs and targets downwards, as the result of the decreasing population of refugees and migrants in-destination projected in Ecuador. As a result, the national PiN has seen a 19 per cent reduction for 2024. However, the complex operational environment generated particularly by the security situation and ongoing onward movements make assistance delivery, protection and socio-economic integration more resource-intensive and challenging for R4V partners, leading to similar financial requirements as for 2023. As a result, almost all sectors saw slight increases in their budgets from those originally anticipated for 2024, with the exception of **Food Security**, which now has the second largest financial requirement in the response, after adjusting its financial requirements downwards by 32 per cent, yet increasing its target population by 12 per cent (to 303,700 from 271,700) which occurred primarily through reductions in the number of months that partners will provide CVA to cover food expenses for vulnerable families (down to 3 months from 6 months).

With regard to socio-economic **integration** activities, which make up the largest financial requirement in the 2024 response, partners will support government efforts promoting access to formal employment and entrepreneurship under dignified conditions. They will facilitate inclusion in financial services while simultaneously fostering social cohesion and

[84] The registration and regularization processes that began in September 2022, which have so far issued 192,393 certificates of immigration status records to Venezuelans, and 82,960 Temporary Residence Visa Exceptions for Venezuelan citizens (VIRTE) visas.

[85] For more information, visit: <https://www.datosabiertos.gob.ec/dataset/?organization=ministerio-de-gobierno>

[86] As of end-September 2023, the number of Ecuadorian nationals transiting through the Darien saw a significant increase (48,280 entries) compared to the same time period in 2022 (6,698 entries). Ecuadorians constitute the second-largest nationality in-transit in 2023, following Venezuelans. National Migration Service (SNM), Government of Panama (January-September 2022, January-September 2023), <https://www.migracion.gob.pa/inicio/estadisticas>

preventing xenophobia. In follow-up to Ecuador's regularization exercise, personalized support will be provided to those refugees and migrants who could then access the formal labour market or formalize their businesses, in close collaboration with the private sector.

Regarding **protection** activities, which are the third largest financial requirement in the response, partners plan to scale-up advocacy and capacity development activities due to the change in government that will take place at the end of 2023. Moreover, as the current regularization exercise will come to an end in April 2024, partners plan to enhance protection interventions for groups at risk who were registered during the exercise, such as unaccompanied and separated children, while also supporting those who remain in an irregular situation. Community-based interventions will be expanded, with a view to strengthening community networks and maintaining an operational footprint in hard-to-reach areas. Furthermore, partners will adjust **education** interventions to respond to high rates of school drop-out related to internal and northward movements,⁸⁷ economic resources limitations, insecurity, and their impact on education.

In this context, sectors such as **WASH, shelter and health** plan to step-up interventions to assist not only those in transit and newly arrived in Ecuador, but also populations affected by threats or shocks, including those related to climate events, with a view to supporting their resilience capacity. Finally, the financial requirements for multipurpose cash assistance (MPC) increased (to 23 million from 18 million as originally proposed for the 2024 response) which is the form of assistance preferred by refugees and migrants, with more partners planning to use this response modality in 2024 while also implementing measures that mitigate security risks.

RESPONSE PRINCIPLES, GOOD PROGRAMMING/ COLLECTIVE ACCOUNTABILITY CONSIDERATIONS

The El Niño phenomenon and other related climate events, which impact refugees and migrants as well as their host communities, will lead to an increasingly complex operational environment and will also

translate into increased humanitarian assistance needs, all of which necessitate the mainstreaming of environmental considerations across the response. In order to maintain a presence on the ground in the areas most affected by environmental instability and insecurity, where needed, virtual implementation modalities that ensure adequate access to services and two-way communication will be considered. Furthermore, contingency plans and other core inter-agency documents will aim to mainstream climatic and environmental considerations, recognizing the risks refugees and migrants face when population movements and climate vulnerabilities meet. Throughout the response, partners will work closely with communities hosting refugees and migrants, with a view to promoting their resilience and fostering social cohesion.

With the increase in the number of community-based organizations participating in the Ecuador R4V Platform (GTRM), including those led by refugees and migrants, focus will be given to strengthening their organizational capacities, as they are key allies in advancing the participation of refugees and migrants in interagency decision-making processes.

With regards to PSEA, in 2024 the GBV Sub-Sector will update the PSEA SOPs and roll-out capacity development activities. The Communications Working Group will support multiple sectors to develop and implement CwC resources, community-based complaints mechanisms, and other tools and information materials, using a wide range of mechanisms, from community networks to social media and other online platforms, including webpages, chatbots, supporting access to connectivity (Wi-Fi/ computers/internet) for refugees and migrants, as well as offline mechanisms. Finally, the Information Management Working Group will support assessments to collect first-hand information from refugees and migrants to assess needs and inform programming.

[87] It is relevant to highlight that the Ecuadorian national population also registers significant numbers of movements to the north. More information at: PowerBi <https://www.migracion.gob.ec/>

PERU



PERU AT A GLANCE

VENEZUELAN IN-DESTINATION



POPULATION PROJECTION (PP)

1.61 M



PEOPLE IN NEED (PIN)

1.01 M

62.9%
OF PP



PEOPLE TARGETED

828.3 K

82.1%
OF PIN



57.0%



90.5%



59.2%



87.1%



72.8%



70.9%



72.8%



70.9%

IN-TRANSIT



249.5 K



224.2 K

89.9% OF PP



141.3 K

63.0% OF PIN

AGE AND GENDER DISSAGREGATION



89.9%



63.0%



89.9%



63.0%



50.5%



5.6%



50.5%



5.5%



89.9%



63.0%



89.9%



63.0%



50.5%



7.8%



50.5%



8.0%

AFFECTED HOST COMMUNITIES

-

810.6 K

-

50.4 K

6.2% OF PIN



TOTAL
REQUIREMENTS

\$294.46 M



RMRP PARTNERS

84

ORGANIZATION TYPE

- Civil Society / National NGO
- ↳ ■ Refugee and Migrant-led
- International NGO
- UN Agencies
- Other

28

11

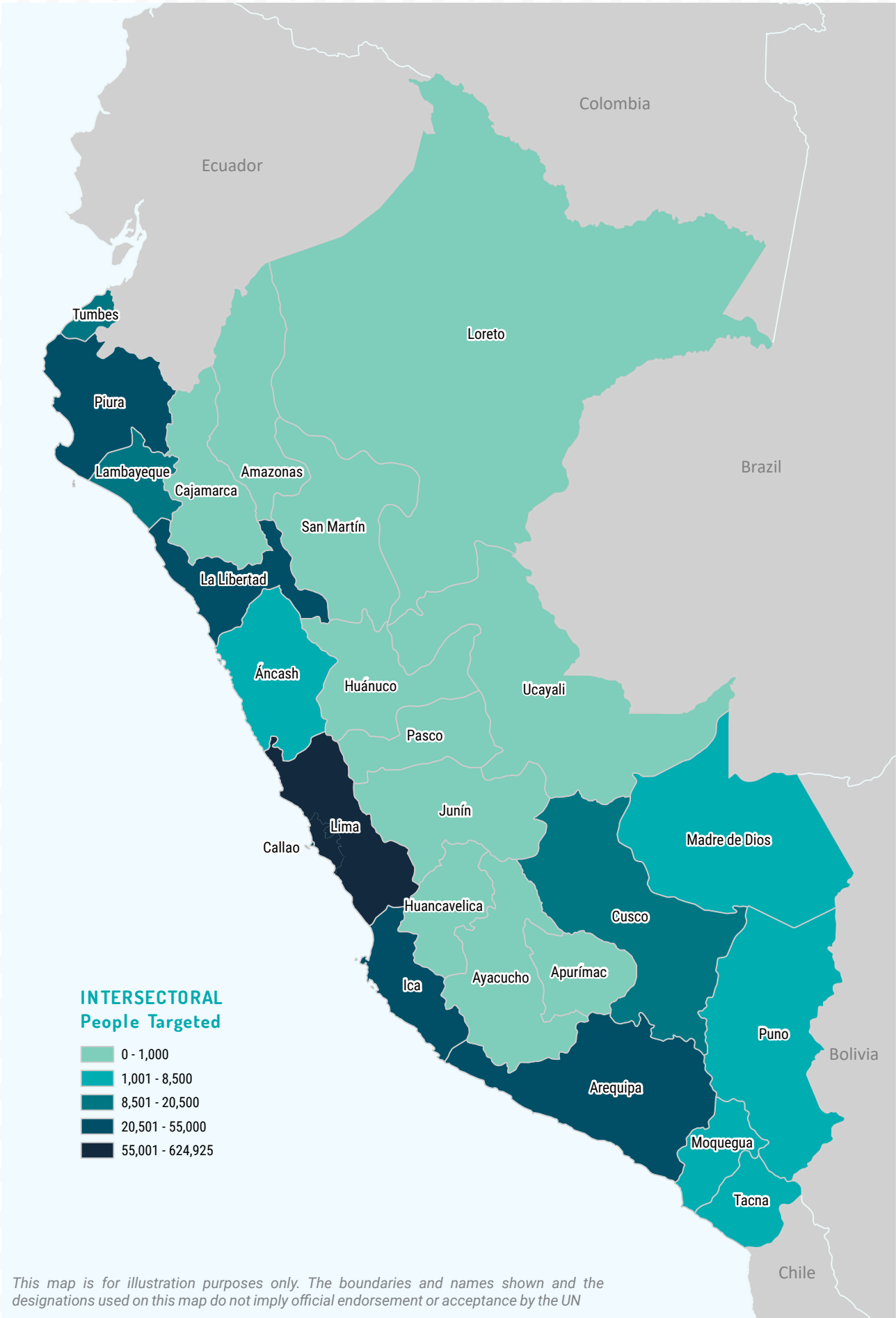
31

13

12



PERU: PEOPLE TARGETED



PERU: PERCENTAGE OF PEOPLE IN-NEED TO RECEIVE ASSISTANCE IN 2024

Population
ProjectionPeople in
Need (PiN)PiN
PercentagePeople
TargetedTarget Percentage
of PiNTotal
RequirementsRMRP
Partners

AMAZONAS	22.5 K	11.4 K	50.9%	-	-	-	-
ANCASH	87.7 K	46.3 K	52.8%	2.6 K	5.6%	435.0 K	1
APURÍMAC	21.9 K	11.2 K	50.9%	-	-	-	-
AREQUIPA	124.7 K	66.3 K	53.1%	30.4 K	45.9%	15.92 M	16
AYACUCHO	35.4 K	18.1 K	51.2%	-	-	-	-
CAJAMARCA	74.6 K	38.0 K	50.9%	-	-	-	-
CALLAO	135.9 K	73.8 K	54.3%	45.6 K	61.7%	11.39 M	12
CUSCO	76.7 K	39.5 K	51.4%	8.7 K	22.1%	4.28 M	10
HUANCAVELICA	17.1 K	8.7 K	50.6%	-	-	-	-
HUÁNUCO	40.6 K	20.8 K	51.2%	-	-	-	-
ICA	100.4 K	54.1 K	53.9%	30.2 K	55.9%	4.64 M	5
JUNÍN	81.5 K	42.2 K	51.8%	888	2.1%	140.0 K	1
LA LIBERTAD	192.9 K	103.5 K	53.7%	54.9 K	53.0%	20.22 M	13
LAMBAYEQUE	97.3 K	51.3 K	52.7%	20.5 K	39.9%	3.48 M	8
LIMA	1.65 M	903.8 K	54.9%	624.9 K	69.1%	157.50 M	75
LORETO	53.0 K	27.0 K	50.8%	11	-	17.3 K	2
MADRE DE DIOS	13.4 K	7.1 K	52.6%	2.6 K	37.3%	3.88 M	6
MOQUEGUA	15.4 K	8.2 K	53.0%	3.6 K	43.9%	590.9 K	1
PASCO	14.2 K	7.2 K	51.0%	-	-	-	-
PIURA	151.4 K	79.7 K	52.6%	31.2 K	39.2%	17.23 M	14
PUNO	59.4 K	30.1 K	50.7%	3.3 K	11.1%	7.57 M	9
SAN MARTÍN	50.0 K	25.6 K	51.2%	-	-	-	-
TACNA	27.3 K	14.4 K	52.6%	5.6 K	38.9%	17.74 M	17
TUMBES	36.9 K	20.2 K	54.8%	13.7 K	67.7%	29.14 M	20
UCAYALI	33.9 K	17.4 K	51.3%	-	-	290.0 K	2

NUMBER OF ORGANIZATIONS AND FINANCIAL REQUIREMENTS BY ORGANIZATION TYPE

	TOTAL	INTERNATIONAL NGOs	NATIONAL NGOs / CSOs ^I	OTHERS ^{II}	UN AGENCIES
FINANCIAL REQUIREMENTS	\$294.46 M	\$63.06 M (21.4%)	\$26.83 M (9.1%)	\$3.62 M (1.2%)	\$200.95 M (68.2%)
ORGANIZATIONS	84	31 (36.9%)	28 (33.3%)	12 (14.3%)	13 (15.5%)
^I Civil Society Organizations. ^{II} Others include the Red Cross Movement, academia and faith-based organizations.					
The list of organizations only includes appealing organizations under the RMRP, many of which collaborate with implementing partners to carry out RMRP activities.					

POPULATION IN NEED AND TARGET, FINANCIAL REQUIREMENTS AND NUMBER OF PARTNERS BY SECTOR

 Population Projection














































 People in Need

 People Targeted

 Total Requirements

 RMRP Partners

 Organizations Led by Refugees and Migrants

SECTOR*							
 EDUCATION	904.7 K	 26.1%	150.5 K	 16.6%	\$21.55 M	17	3
 FOOD SECURITY	1.96 M	 56.7%	221.6 K	 11.3%	\$18.26 M	15	1
 HEALTH	1.29 M	 37.2%	390.8 K	 30.4%	\$33.15 M	32	8
 HUMANITARIAN TRANSPORTATION	306.6 K	 8.9%	19.9 K	 6.5%	\$856.1 K	4	-
 INTEGRATION	1.27 M	 36.8%	160.6 K	 12.6%	\$64.85 M	48	10
 NUTRITION	168.0 K	 4.9%	90.9 K	 54.1%	\$2.14 M	13	3
 PROTECTION***	1.11 M	 32.0%	857.3 K	 77.4%	\$48.88 M	49	9
 CHILD PROTECTION	442.2 K	 12.8%	73.2 K	 16.6%	\$15.78 M	21	5
 GENDER-BASED VIOLENCE (GBV)	699.8 K	 20.2%	85.3 K	 12.2%	\$15.66 M	26	5
 HUMAN TRAFFICKING & SMUGGLING	730.5 K	 21.1%	9.9 K	 1.4%	\$7.74 M	11	3
 SHELTER	1.18 M	 34.1%	165.5 K	 14.0%	\$18.28 M	21	3
 WASH	883.9 K	 25.5%	186.9 K	 21.1%	\$9.86 M	8	1
 MULTIPURPOSE CASH ASSISTANCE	-	-	129.2 K	-	\$25.84 M	12	-
 COMMON SERVICES****	-	-	-	-	\$11.59 M	22	4

* While not being Sectors, data for Multipurpose Cash and for Common Services is included to inform on the overall targets and distribution of financial requirements in the RMRP 2024 update.

** The PiN calculations for some sectors (namely, Nutrition and Education, as well as Child Protection and GBV sub-sectors) are based on specific age and gender groups, resulting in a low PiN percentage as a proportion of the total population.

*** This includes Support Spaces.

**** This includes AAP-CwC, Communication, Coordination, Information Management, PSEA, and Reporting.

COUNTRY-SPECIFIC PLANNING SCENARIO & RESPONSE

Four major context changes have impacted refugees and migrants and their host communities in Peru. First, political and social instability in 2023 triggered months-long nationwide protests, including roadblocks and clashes that impacted human mobility. Tensions remained high for several months, particularly in southern regions near the borders with Chile and Bolivia. Aside from the disruption of transportation and other services, the political and social upheaval has contributed to increased discrimination and xenophobia against refugees and migrants.⁸⁸ Moreover, media coverage linking Venezuelans with criminality has had a direct negative consequence on their public image and fuelled xenophobic and discriminatory incidents.

Second, the enforcement of security measures to prevent irregular movements along the border with Chile, which started in February 2023, disrupted normal transit between both countries and left hundreds of refugees and migrants stranded in Tacna, who resorted to setting up tents and sleeping in public spaces and were portrayed in the media as having a negative impact on tourism and local businesses, heightening host communities' discontent.⁸⁹

Third, floods and heavy rains caused by both cyclone Yaku and the *El Niño* phenomenon damaged key infrastructure in the Northern Coast of the country, including homes, schools, and hospitals,⁹⁰ and contributed to an outbreak of dengue fever. While the number of Venezuelan households affected remains unknown, the situation demonstrates how climate change and related strengthened weather events result in increased needs of refugees and migrants.⁹¹ The

El Niño phenomenon is expected to affect Peru from November 2023 through June 2024, with heavy rains foreseen in the north and droughts in the south, both of which will further impact refugees and migrants.

The fourth major set of changes are related to regularization programmes in Peru, including the implementation of a new regularization pathway called the "Temporary Permanent Permit Card (CPP2)", as well as an amnesty on fines for those in an irregular situation who did not previously renew their migratory status.⁹² Fines have been one of the biggest obstacles in previous regularization efforts, and a source of concern for refugees and migrants without the ability to pay them. This new regularization initiative allows those who meet the criteria to transition to a longer-term regular residency status through the Special Resident Migratory Category (CMER) from the beginning of 2024.⁹³ Encouragingly, this new initiative also improves the online component for registration and receipt of related documents in decentralized offices, eliminating the need for refugees and migrants to commute long distances to participate in-person, thereby reducing logistical and financial barriers and improving access to the procedure.

CHANGES IN THE SCOPE AND PRIORITIES OF THE RESPONSE

The updated plan encompasses a coordinated response of 84 partners in 17 departments, where an estimated 99 per cent of Venezuelans live. Since 2023, 15 additional organizations joined the RMRP, including seven new refugee- and migrant-led organizations, bringing the total to 11 refugee- and migrant-led

[88] See findings in the Peru chapter of the RMNA 2023, <https://rmrp.r4v.info/rmna2023/>

[89] Refugees and migrants living in Tacna expressed concern during focus group discussions (FGD) led by GTRM Peru on 21 June 2023 about how the situation at the border had strained their relations with host communities. *Ibid.*

[90] Cyclone Yaku hit Peru on 14 March 2023 and was followed by the impacts of *El Niño*. As an example of the damage caused, according to the Ministry of Education, 4,884 schools were damaged in Lambayeque, Piura, and Tumbes.

[91] During a FGD in Tumbes on 22 June, participants expressed concerns over the impact of flooding and landslides, identified areas where families had lost their homes and the effects of the dengue epidemic.

[92] Eligible applicants must have been in Peru in an irregular situation before 10 May 2023. The deadline to apply to the regularization process was 10 November 2023, and the deadline to apply for the fine amnesty was 28 October 2023.

[93] The [administrative procedure text \(TUPA, by its initials in Spanish\)](#) of the National Migration Authority (SNM) was approved and published on 22 October, establishes the requirements and conditions to apply for the CMER, as well as other services of the SNM. Those with the Temporary Permanent Permit card (CPP) and a minimum stay of six months since the approval of their last residency permit may request the change to the CMER.

partner organizations. This demonstrates GTRM Peru's commitment to the active participation and ownership of the refugee and migrant community. The updated 2024 response seeks a total of USD 294 million to assist 1.02 million refugees, migrants and host community members – an increase of 18 per cent in the target population from the original 2024 plan, and a decrease in budget from the USD 319 million requested in 2023.

The Government of Peru in 2023 presented its social and policy priorities for the refugee and migrant population, including regularization, protection, health, education, access to work, and integration. The RMRP seeks to complement the government's efforts based on the needs identified in the RMNA 2023.

Refugees and migrants in-destination will be supported primarily through protection (including its sub-sectors on child protection, GBV and human trafficking and smuggling), integration, health and education services, which are the sectors with the largest financial requirements in the updated RMRP 2024, with multipurpose cash (MPC) constituting an important assistance modality.

First, the **Protection Sector** – which, when combined with its sub-sectors, has the largest funding requirements in the updated 2024 RMRP – plans to reach some 857,000 people with assistance. Partners will support the regularization pathways initiated by the Government of Peru to facilitate access to documentation, legal status and rights, which are necessary precursors to effective integration. The Protection Sector will also strengthen the asylum system through capacity-building of state officials on international protection, and support to the Special Commission for Refugees (CEPR). To reduce the current high risk of gender-based violence (GBV), human trafficking and smuggling, partners will strengthen the capacity of service providers, directly assist survivors and victims, and increase prevention strategies. Partners will also provide trainings on the newly approved protocols for the protection and care of refugee and migrant children to professionals in the Special Protection Units.⁹⁴

Second, the **Integration Sector**, which provides access to work opportunities and promotes self-reliance and

integration, continues to be a priority, with the number of people to reach having increased to some 160,600 (from 127,700 in the original 2024 response). Partners will provide cash and voucher assistance (CVA) (53 per cent of the funding requested for the Integration Sector) to scale-up entrepreneurship initiatives and validate professional certifications, contributing to formal employment. New response modalities include digital platforms to match employers with refugees and migrants to facilitate decent work. Additionally, to reduce the negative impacts of xenophobia, partners will support refugees, migrants, host communities, and authorities to improve community spaces and implement joint art, sports and cultural activities. Communications will emphasize the positive local contributions of Venezuelans and partners will increase awareness with the private sector and authorities to promote the inclusion of Venezuelans as an opportunity for sustainable development and economic recovery.

Third, access to health services for the most vulnerable continues to be a priority, with 11 per cent of the overall funding requested for the **Health Sector**. Considering the increase of depression and suicidal ideation experienced by refugees and migrants,⁹⁵ the Health Sector will support mental healthcare services and provide care to Venezuelans with chronic diseases.

Fourth, the **Education Sector** increased the number of people it plans to reach by over 40 per cent (compared to both 2023 and the original 2024 response). Partners will increase efforts to address the situation of out-of-school refugee and migrant children by strengthening active search and outreach strategies, working with refugee- and migrant-led organizations and eliminating barriers to formal education. Partners will work with the Ministry of Education, the co-lead of the R4V Education Sector at the national level, to address regulations that inhibit school completion and pilot accelerated education modalities.⁹⁶

Meeting basic needs for Venezuelans in destination – such as **shelter, food security** and **WASH** – continues to be a priority. Partners will support community initiatives such as soup kitchens and food pantries where meals are offered at affordable prices. CVA will also continue to be a key response modality to meet basic needs: 9 per cent of the overall 2024 funding

[94] Ministry of Women and Vulnerable Populations, Protocol of Special Protection Units for the Care of Refugee or Migrant Children and Adolescents at Risk of Family Deprivation or Lack of Family Protection, Directorial Resolution No. 076-2023-MIMO-DGNA, <https://www.gob.pe/institucion/mimp/normas-legales/4415795-076-2023-mimp-dgna>

[95] CAPS, Diagnosis of the mental health situation of refugees and migrants from Venezuela in Lima and Tumbes. August 2022 https://www.r4v.info/es/document/CAPS_Diagnostico_Salud_Mental_Refugiados_Migrantes_Lima_Tumbes_Ago2022

[96] Accelerated education is an education model that adapts to the needs of children over age and others and allows them to study two academic years in one calendar year. It is available in other countries but not yet in Peru.

requested is for multipurpose cash (MPC) and 10 per cent of sectoral responses are delivered in the form of cash or vouchers.

Additionally, Peru remains a major transit country for refugees and migrants, mainly from Venezuela, Haiti, Colombia, and Ecuador. For **refugees and migrants in-transit**, including all nationalities, the response will focus on increasing access to food and nutrition assistance. Information and orientation on routes, services, and risks will be strengthened, mainly through inter-agency support spaces, including assistance and orientation points (PAOs in Spanish). These provide child-friendly spaces, primary health services (including for GBV survivors), trafficking prevention information, and referrals. R4V partners will collaborate with authorities to advocate for safe and regular entry, to help prevent protection incidents including extortion, abuses, and human trafficking and smuggling which arise more often during irregular movements.

migrants will be disproportionately affected by heavy rains and flooding, together with vulnerable members of host communities. The GTRM and R4V partners will work closely with the Peruvian Government and others involved to ensure inclusion of refugees and migrants in preparedness and response efforts to reduce these impacts.

Collective accountability to affected populations (AAP) remains a key aspect of the response, with partners improving existing platforms⁹⁷ to provide information, file complaints, and engage with refugees and migrants. Centrality of protection, gender mainstreaming, and protection from sexual exploitation and abuse (PSEA) remain essential. To address the latter, the GTRM has assigned three PSEA focal points who will promote preventive and responsive approaches while strengthening GTRM partners' PSEA capacity in 2024.

RESPONSE PRINCIPLES

The *El Niño* phenomenon is expected to impact Peru in late 2023 and early 2024. Based on lessons learned from cyclone Yaku, it is likely that refugees and



© World Vision/Daniela Bonilla

[97] Platforms such as [InfoContigo](#) and [Veninformado](#).

CARIBBEAN



CARIBBEAN AT A GLANCE

VENEZUELAN IN-DESTINATION



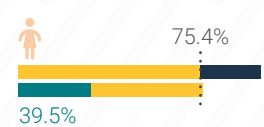
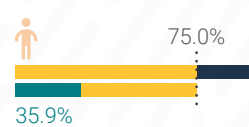
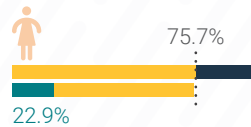
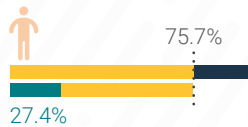
POPULATION PROJECTION (PP) **227.1 K**



PEOPLE IN NEED (PIN) **171.6 K** 75.6% OF PP



PEOPLE TARGETED **48.6 K** 28.3% OF PIN



AFFECTED HOST COMMUNITIES



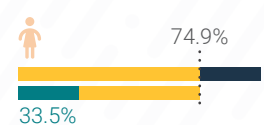
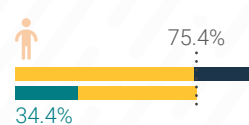
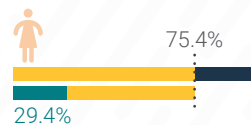
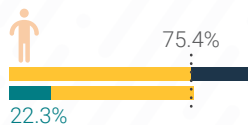
POPULATION PROJECTION (PP) -



PEOPLE IN NEED (PIN) **21.1 K** -



PEOPLE TARGETED **6.0 K** 28.5% OF PIN



TOTAL REQUIREMENTS
\$64.63 M

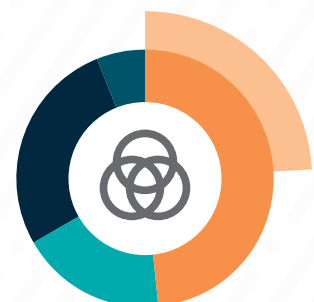


RMRP PARTNERS
33

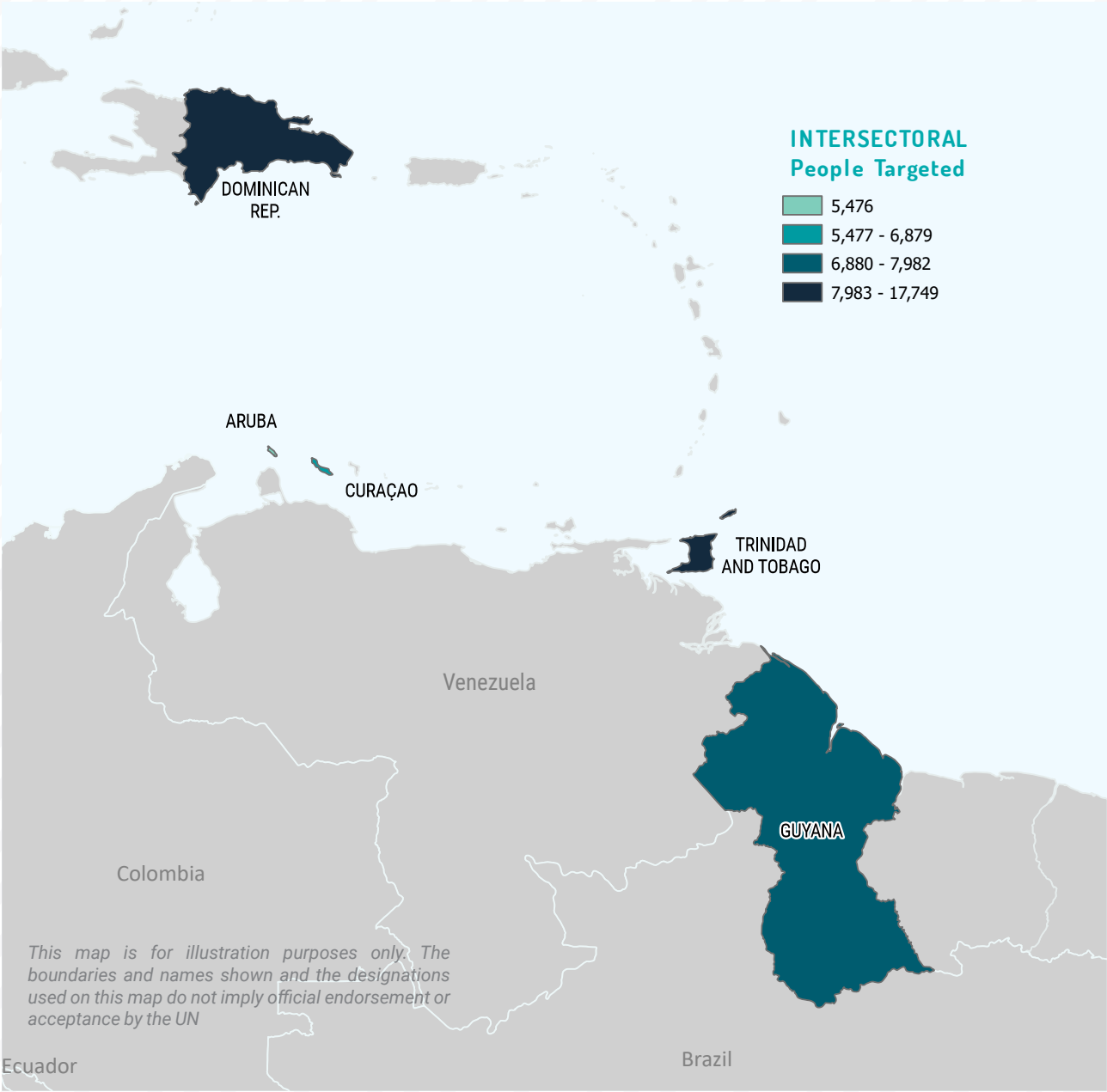
ORGANIZATION TYPE

- Civil Society / National NGO
- ➔ ■ Refugee and Migrant-led
- International NGO
- UN Agencies
- Other

16
8
6
9
2



CARIBBEAN: PEOPLE TARGETED



PERCENTAGE OF PEOPLE IN-NEED TO RECEIVE ASSISTANCE IN 2024

COUNTRY							
ARUBA	21.0 K	14.7 K	70.0%	5.5 K	37.3%	5.42 M	7
CURAÇAO	19.6 K	13.7 K	70.2%	6.9 K	50.1%	7.27 M	8
DOMINICAN REPUBLIC	139.8 K	106.3 K	76.0%	17.7 K	16.7%	19.45 M	13
GUYANA	30.0 K	19.5 K	65.0%	8.0 K	41.0%	8.90 M	5
TRINIDAD & TOBAGO	44.8 K	38.5 K	86.0%	16.5 K	43.0%	23.59 M	17

NUMBER OF ORGANIZATIONS AND FINANCIAL REQUIREMENTS BY ORGANIZATION TYPE














































	TOTAL	INTERNATIONAL NGOs	NATIONAL NGOs / CSOs ^I	UN AGENCIES	OTHERS ^{II}
FINANCIAL REQUIREMENTS	\$64.63 M	\$5.02 M (7.8%)	\$2.41 M (3.7%)	\$54.86 M (84.9%)	\$2.35 M (3.6%)
ORGANIZATIONS	33	6 (18.2%)	16 (48.5%)	9 (27.3%)	2 (6.1%)

^I Civil Society Organizations.^{II} Others include the Red Cross Movement, academia and faith-based organizations.

The list of organizations only includes appealing organizations under the RMRP, many of which collaborate with implementing partners to carry out RMRP activities.

POPULATION IN NEED AND TARGET, FINANCIAL REQUIREMENTS AND NUMBER OF PARTNERS BY SECTOR

 Population Projection People in Need People Targeted Total Requirements RMRP Partners Organizations Led by Refugees and Migrants

SECTOR*							
 EDUCATION	38.6 K	 15.1%	9.9 K	 25.6%	\$4.76 M	12	4
 FOOD SECURITY	120.7 K	 47.3%	15.6 K	 12.9%	\$2.67 M	8	3
 HEALTH	112.9 K	 44.2%	23.8 K	 21.1%	\$5.37 M	11	4
 HUMANITARIAN TRANSPORTATION	94.2 K	 36.9%	2.4 K	 2.6%	\$428.6 K	4	1
 INTEGRATION	175.7 K	 68.9%	14.1 K	 8.0%	\$8.81 M	15	3
 NUTRITION	23.6 K	 9.2%	10.5 K	 44.4%	\$486.5 K	3	1
 PROTECTION***	185.2 K	 72.6%	38.1 K	 20.6%	\$15.59 M	6	-
 CHILD PROTECTION	40.3 K	 15.8%	12.4 K	 30.7%	\$3.32 M	8	1
 GENDER-BASED VIOLENCE (GBV)	64.8 K	 25.4%	12.9 K	 19.9%	\$4.72 M	13	2
 HUMAN TRAFFICKING & SMUGGLING	46.9 K	 18.4%	1.3 K	 2.8%	\$1.98 M	6	1
 SHELTER	89.6 K	 35.1%	9.0 K	 10.0%	\$4.41 M	4	-
 WASH	72.0 K	 28.2%	10.7 K	 14.8%	\$1.55 M	6	1
 MULTIPURPOSE CASH ASSISTANCE	-	-	13.7 K	-	\$6.17 M	9	3
 COMMON SERVICES****	-	-	-	-	\$4.38 M	10	2

* While not being Sectors, data for Multipurpose Cash and for Common Services is included to inform on the overall targets and distribution of financial requirements in the RMRP 2024 update.

** The PiN calculations for some sectors (namely, Nutrition and Education, as well as Child Protection and GBV sub-sectors) are based on specific age and gender groups, resulting in a low PiN percentage as a proportion of the total population.

*** This includes Support Spaces.

**** This includes AAP-CwC, Communication, Coordination, Information Management, PSEA, and Reporting.

COUNTRY-SPECIFIC PLANNING SCENARIO & RESPONSE

By the end of 2024, it is estimated that over 227,100 Venezuelans will be in the Caribbean sub-region, representing a 6 per cent increase from end-2023. Seventy-six per cent of this population is expected to need assistance in 2024. Refugees and migrants from Venezuela continue to arrive to countries in the Caribbean sub-region by sea, river, land, and air. Visa requirements for Venezuelans imposed by all countries except Guyana restrict their ability to access Caribbean territories in a regular manner and to obtain regular status, thereby also impeding their integration opportunities. These restrictions result in many entering via irregular and dangerous routes, increasing risks of human trafficking, smuggling, exploitation, abuse, and death at sea.⁹⁸

Since the 2019 Migrant Registration Framework in Trinidad and Tobago and the Dominican Republic's 2021 Normalization Plan (PNV)⁹⁹ – through which an estimated 16,000 and 43,000 Venezuelans, respectively, applied for access to regular status – new regularization efforts have not been undertaken in the sub-region for the up to 70 per cent of Venezuelan refugees and migrants estimated to be in an irregular situation.¹⁰⁰ In 2023, the Government of Curaçao announced plans to undertake a registration exercise of refugees and migrants on the island; however, further details have not been announced. In Aruba, R4V partners worked with the government in 2023 to make important changes to the work permit policy to allow international organizations to help cover the application fees (previously employers were required to cover these fees) and to allow refugees and migrants to stay on the island while awaiting the results of their work permit applications.¹⁰¹ In Guyana, while the government issues three-month temporary stay

permits to Venezuelans upon entry (extendable for successive six-month periods), these permits do not allow them to work, leading many into informal labour and putting them at risk of exploitation.

In 2023, the Guyanese government increased its engagement and efforts related to Venezuelan refugees and migrants in collaboration with R4V partners. For example, it began to translate national exams and textbooks into Spanish and announced its intention to make Spanish a compulsory subject in schools. Additionally, through the Multi-Agency Coordinating Committee (MACC), R4V partners worked closely with the Government of Guyana in 2023 to increase data collection and response efforts for Indigenous Warao from Venezuela living in Guyana.¹⁰²

In Trinidad and Tobago, the lack of access to regular status for Venezuelans is anticipated to remain a key concern in 2024 due to increased immigration detention, deportation, and the potential for *refoulement*, especially for those who arrived after its initial 2019 Migrant Registration Framework (MRF) exercise and for whom no pathways towards a regular status are available or foreseen. While the government re-opened the possibility to renew permits until December 2023, as of October 2023, approximately 7,000 – or less than half – of the originally registered 16,000 migrants had renewed their permits.¹⁰³ Moreover, in July 2023, a ruling of the High Court in Trinidad and Tobago¹⁰⁴ noted that, since the 1951 Refugee Convention had not been incorporated into national legislation, it would not be enforceable, implying that all foreigners in an irregular situation, including refugees and asylum-seekers from Venezuela, could be detained and/or deported.¹⁰⁵ While this decision was appealed, deportations of

[98] IOM, *Missing Migrants Project*, 2023. <https://missingmigrants.iom.int/>

[99] [https://www.r4v.info/sites/default/files/2023-04/R4V Summary of PNV Dominican Republic 2022.pdf](https://www.r4v.info/sites/default/files/2023-04/R4V%20Summary%20of%20PNV%20Dominican%20Republic%202022.pdf)

[100] See RMNA 2023, <https://www.r4v.info/en/document/rmna-2023-needs-analysis>.

[101] Information shared directly by the Government of Aruba with R4V partners.

[102] <https://www.guardian.co.tt/news/tt-in-tough-spot-as-guyanavenezuela-relations-worsen-6.2.1834617.71cfc40d2>

[103] <https://www.guardian.co.tt/news/govt-to-keep-reregistering-venezuelans-6.2.1828035.28d2cb59fd>

[104] <https://tt.loopnews.com/content/tt-high-court-rules-refugees-can-be-deported>

[105] *Trinidad and Tobago: Court ruling on deportations will gravely impact refugees and migrants, UN experts say*. 26 July 2023. [https://www.ohchr.org/en/press-releases/2023/07/trinidad-and-tobago-court-ruling-deportations-will-gravely-impact-refugees#:~:text=GENEVA%20\(26%20July%202023\)%20E2%80%93,migrants%2C%20UN%20experts%20warned%20today](https://www.ohchr.org/en/press-releases/2023/07/trinidad-and-tobago-court-ruling-deportations-will-gravely-impact-refugees#:~:text=GENEVA%20(26%20July%202023)%20E2%80%93,migrants%2C%20UN%20experts%20warned%20today)

Venezuelans from Trinidad and Tobago took place in 2023, including of registered asylum-seekers and refugees.¹⁰⁶ Finally, in July 2023 the Government of Trinidad and Tobago announced plans to permit refugee and migrant children to register in primary schools for the school term commencing in September 2023¹⁰⁷. However, administrative barriers have kept thousands of refugee and migrant children from attending public schools, with approximately 100 children awaiting final approvals to start classes.

CHANGES IN THE RESPONSE

The largest sectoral needs identified in the 2023 RMNA for the sub-region are protection, integration, food security, and health, representing a slight change from the year prior, when integration was the top need, underscoring the deterioration of the protection environment in some sub-regional countries. Education is also a key need in Guyana (particularly among indigenous populations) and has the second highest target population of any sectoral response for 2024 in Trinidad and Tobago.

In 2024, the 33 appealing partners in the sub-region – one in four of which are refugee- and migrant-led organizations – will require USD 65 million to assist some 55,000 refugees and migrants and members of host communities in the Caribbean. In response to the needs identified in the RMNA 2023, for 2024 partners have proposed new initiatives across various sectors, including integration, protection, health, education, WASH and food security. The highest number of new activities in the RMRP 2024 update are in the GBV Sub-sector, including training, services for GBV survivors, prevention programmes, capacity-building, and information campaigns.

For **protection**, the sector with the greatest financial requirements and the largest target population in the RMRP 2024 Update (together with its sub-sectors), partners will work with governments to facilitate and advocate for refugees' and migrants' access to regular status procedures (including where there are currently no options available) and documentation. They will provide information, legal aid, and specialized services, particularly for survivors of GBV and victims of human trafficking. Partners in Curaçao will advocate for Venezuelans' access to protection under Article 3 of

the European Convention on Human Rights, alternative regular pathways, and civil rights, including family reunification. Partners in Aruba, Curaçao, and Trinidad and Tobago will advocate for access to regular status, alternatives to detention and deportation, and the protection of victims of trafficking and survivors of GBV. Curaçao partners will build on a 2023 child protection assessment to guide future activities and responses. Dominican Republic partners will advocate for further access to regular status, bolster child protection by facilitating nationality documentation, and address trafficking risks.

To respond to the **integration** needs of Venezuelans, partners will collaborate with governments to promote access to work permits and formal employment opportunities, ensuring the fulfillment of labour rights; provide language trainings; and combat xenophobia through campaigns and community-building activities with refugees and migrants and host community members. These will foster greater inclusivity by promoting social cohesion. New activities have been proposed for 2024 in Aruba, the Dominican Republic, Guyana, and Trinidad and Tobago to provide vocational and entrepreneurship training for refugees, migrants, and host communities to increase access to livelihood opportunities and self-reliance.

The **food security** sector response, which has the third largest PiN and target populations in the sub-region, will primarily consist of providing cash and voucher assistance (CVA) for the most vulnerable refugees and migrants to make their own purchases and decisions to meet their households' food needs. In Guyana, partners will continue to focus on in-kind food distribution.

Meanwhile, to respond to **health** needs, partners require USD 5.4 million to assist some 24,000 beneficiaries, the second largest target population of any sector in the sub-regional response. Health initiatives will prioritize access to primary healthcare, mental health and psychosocial support (MHPSS), and sexual and reproductive health services, particularly in Aruba, Curaçao and Trinidad and Tobago, where those in an irregular situation cannot access public healthcare, and private alternatives are costly.¹⁰⁸ R4V partners will disseminate information to refugees and migrants on available health services and help address unmet needs for surgical procedures, treatments, and medications.

[106] Including asylum-seekers registered with UNHCR and those recognized as refugees by UNHCR under its mandate.

[107] Loop, "Migrant Children may be Allowed to go to School in New Term", 14 July 2023. <https://tt.loopnews.com/content/migrant-children-may-be-allowed-go-school-new-term>

[108] In Guyana, Venezuelans receive free life-saving medical care at public health facilities, which is why there are fewer unmet health needs of refugees and migrants there, leading to fewer planned health activities by partners.

In Trinidad and Tobago and the Dominican Republic partners will also advocate to ensure refugees and migrants obtain services such as blood transfusions and transplants.

Finally, in Aruba, Curaçao, the Dominican Republic, and Guyana, where access to public **education** is largely available for refugees and migrants, partners will provide enrollment support, language training, back-to-school and after-school programmes, and meal incentives. Trinidad and Tobago partners will continue working with the government to facilitate refugee and migrant children's access to public education, and to offer alternative options for children without access to public education.

RESPONSE PRINCIPLES

In Guyana, efforts to mainstream gender, age and diversity will be manifested through R4V partners' collection of disaggregated data related to indigenous populations and the promotion of bilingualism (in English and Spanish) within schools and the public sector (such as in Guyana's police force).

In Aruba, policy advocacy initiatives coordinated by R4V partners will seek to promote the centrality of protection in the 2024 response, by advocating with the national government for policy changes (specifically, to

make medical insurance accessible and affordable for refugees and migrants) and training officials. Advocacy efforts in Aruba and Curaçao will also be aligned with relevant international legal instruments such as the European Convention on Human Rights.

In the Dominican Republic, comprehensive integration and livelihoods strategies guide partners' assistance in collaboration between the UN, NGOs, the private sector, the government, and Venezuelan refugee and migrant communities. Emphasis is placed on diversity (women, LGBTQI+ individuals, elderly persons, those with disabilities, and youth) to effectively employ the Venezuelan workforce, enhancing self-reliance and contributing to the Dominican Republic's economy.

In 2024, partners across the sub-region will enhance accountability to affected populations (AAP) through community structures involving refugees and migrants in decision-making, strengthening support networks, and addressing violence, abuse, and exploitative situations. Particularly in Trinidad and Tobago, the sub-regional R4V Platform plans to improve AAP through needs assessments, surveys, and by using inter-agency complaint and feedback mechanism.

Partners in all sub-regional countries will carry out PSEA training and refreshers and strictly adhere to PSEA policies.



CENTRAL AMERICA & MEXICO



CENTRAL AMERICA & MEXICO AT A GLANCE

VENEZUELAN IN-DESTINATION



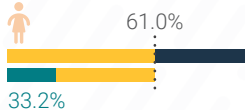
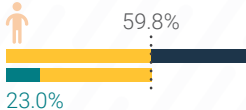
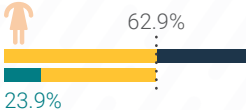
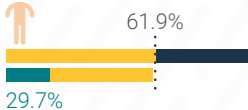
POPULATION PROJECTION (PP) 246.6 K



PEOPLE IN NEED (PIN) 152.7 K 61.9% OF PP



PEOPLE TARGETED 40.8 K 26.7% OF PIN



IN-TRANSIT



514.8 K



483.6 K 93.9% OF PP



95.6 K 19.8% OF PIN

AFFECTED HOST COMMUNITIES

-

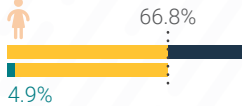
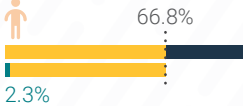
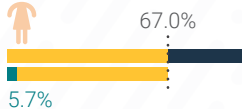
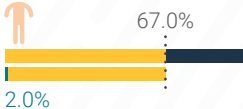
106.9 K

-

4.1 K

3.8% OF PIN

AGE AND GENDER DISSAGREGATION



TOTAL REQUIREMENTS

\$56.45 M



RMRP PARTNERS

21

ORGANIZATION TYPE

- Civil Society / National NGO
- Refugee and Migrant-led
- International NGO
- UN Agencies
- Other

7
5
9
5
-



CENTRAL AMERICA & MEXICO: PEOPLE TARGETED



PERCENTAGE OF PEOPLE IN-NEED TO RECEIVE ASSISTANCE IN 2024



Population Projection



People in Need (PiN)



PiN Percentage



People Targeted



Target Percentage of PiN



Total Requirements



RMRP Partners

COUNTRY							
COSTA RICA	506.4 K	488.9 K	96.5%	35.4 K	7.2%	12.56 M	7
MEXICO	598.9 K	407.3 K	68.0%	89.5 K	22.0%	22.20 M	11
PANAMA	513.6 K	430.0 K	83.7%	106.8 K	24.8%	21.69 M	15

The figures presented in this table cover all population groups specified in this Plan. Please consider these country-level figures individually, as combining them may result in inconsistencies in the total population. The transit population is mobile, moving between different countries in the region, and combining figures may lead to double counting

NUMBER OF ORGANIZATIONS AND FINANCIAL REQUIREMENTS BY ORGANIZATION TYPE

	TOTAL	INTERNATIONAL NGOs	NATIONAL NGOs / CSOs ^I	OTHERS ^{II}	OTHERS ^{II}
FINANCIAL REQUIREMENTS	\$56.45 M	\$12.17 M (21.6%)	\$3.69 M (6.5%)	\$40.59 M (71.9%)	\$0 (0.0%)
ORGANIZATIONS	21	9 (42.9%)	7 (33.3%)	5 (23.8%)	0 (0.0%)
^I Civil Society Organizations. ^{II} Others include the Red Cross Movement, academia and faith-based organizations.					
The list of organizations only includes appealing organizations under the RMRP, many of which collaborate with implementing partners to carry out RMRP activities.					

POPULATION IN NEED AND TARGET, FINANCIAL REQUIREMENTS AND NUMBER OF PARTNERS BY SECTOR

 Population Projection














































 People in Need

 People Targeted

 Total Requirements

 RMRP Partners

 Organizations Led by Refugees and Migrants

SECTOR*							
 EDUCATION	151.1 K	 16.4%	10.1 K	 6.7%	\$1.55 M	5	-
 FOOD SECURITY	415.5 K	 45.1%	15.0 K	 3.6%	\$1.51 M	5	1
 HEALTH	302.2 K	 32.8%	37.6 K	 12.5%	\$5.18 M	9	2
 HUMANITARIAN TRANSPORTATION	505.0 K	 54.8%	15.9 K	 3.2%	\$1.00 M	4	1
 INTEGRATION	85.3 K	 9.3%	12.1 K	 14.2%	\$8.87 M	15	5
 NUTRITION	122.1 K	 13.3%	5.3 K	 4.4%	\$300.0 K	2	-
 PROTECTION***	568.7 K	 61.7%	65.2 K	 11.5%	\$10.67 M	11	2
 CHILD PROTECTION	104.3 K	 11.3%	18.2 K	 17.5%	\$3.72 M	10	1
 GENDER-BASED VIOLENCE (GBV)	286.2 K	 31.1%	31.3 K	 10.9%	\$3.27 M	9	1
 HUMAN TRAFFICKING & SMUGGLING	302.0 K	 32.8%	1.8 K	 0.6%	\$348.0 K	3	-
 SHELTER	377.0 K	 40.9%	34.3 K	 9.1%	\$7.10 M	7	1
 WASH	432.4 K	 46.9%	95.5 K	 22.1%	\$4.02 M	6	1
 MULTIPURPOSE CASH ASSISTANCE	-	-	12.9 K	-	\$4.70 M	7	-
 COMMON SERVICES****	-	-	-	-	\$4.20 M	12	4

* While not being Sectors, data for Multipurpose Cash and for Common Services is included to inform on the overall targets and distribution of financial requirements in the RMRP 2024 update.

** The PiN calculations for some sectors (namely, Nutrition and Education, as well as Child Protection and GBV sub-sectors) are based on specific age and gender groups, resulting in a low PiN percentage as a proportion of the total population.

*** This includes Support Spaces.

**** This includes AAP-CwC, Communication, Coordination, Information Management, PSEA, and Reporting.

COUNTRY-SPECIFIC PLANNING SCENARIO & RESPONSE

The Central America and Mexico (CAM) sub-region is seeing ever-increasing numbers of refugees and migrants in transit, along with rapidly shifting dynamics due to frequent policy changes by governments in response to these movements, which are expected to continue in 2024. The vast majority of refugees and migrants in the sub-region are in transit northbound, with the USA as their intended destination, using irregular routes as they cannot meet visa requirements enacted by countries of transit and destination. This has led to an increase in the revised PiNs for populations in-transit in the sub-region for 2024 (up to 213,600 for all nationalities, and 270,000 for Venezuelans, more than 3 times and more than 2 times, respectively, the original PiNs for these populations in the prior RMRP 2023-2024). Meanwhile, the in-destination population projections for 2024 were revised downwards in Panama (by 60 per cent)¹⁰⁹ and in Costa Rica (by 2 per cent) compared to the 2023 in-destination figures, while there was an increase in Mexico (of 54 per cent due to an anticipated increasing number of Venezuelans with the intention to stay).

The end of Title 42 in the USA in May 2023 resulted in a temporary decrease in irregular movements northbound, due to uncertainty around the impacts of this policy change. However, as of July 2023, northbound movements have increased month-by-month and are expected to continue to be significant in 2024.

As of 30 September 2023, more than 408,000 refugees and migrants had irregularly crossed the Darien jungle

in Panama this year, almost tripling (270 per cent more) the numbers corresponding to the same period in 2022.¹¹⁰ Additionally, in 2023, the number of children in-transit has more than doubled compared to 2022,¹¹¹ with over 1,300 unaccompanied and separated children crossing so far in 2023.¹¹² Over 500 pregnant women have also reportedly crossed the Darien jungle in 2023.¹¹³

In this context of rapidly-shifting policies and practices of countries of transit and destination in response to these movements, lack of access to reliable information leads to confusion among refugees and migrants and changing routes – often dangerous – resulting in heightened vulnerabilities to risks such as human trafficking, exploitation, and other crimes. In September 2023, the Government of Panama announced new enforcement measures, including additional requirements for arrivals to airports and changes to points of control in Bajo Chiquito and Canaán-Membrillo, to reduce the impact of movements on these communities.¹¹⁴ Similarly, in Costa Rica, on 29 September 2023, for the first time in its history, the Government declared a state of emergency in response to the unprecedented movements of refugees and migrants transiting through the country.¹¹⁵ Subsequently, on 10 October 2023, the governments of Panama and Costa Rica agreed to allow private bus companies to transport refugees and migrants from temporary reception stations in the Darien (Panama) to the temporary reception centre in Paso Canoas (Costa Rica).¹¹⁶ In Mexico, while the government previously

[109] See the Central America and Mexico sub-regional chapter in the RMNA 2023 for an explanation of these changes in the in-destination population in Panama.

[110] Of those who crossed the Darien so far in 2023, a significant majority (63%) were Venezuelans, followed by Ecuadorians (12%), Haitians (9%) and Chinese (4%). National Migration Service (SNM), Government of Panama (October 2023), <https://www.migracion.gob.pa/transparencia/datos-abiertos>

[111] *Ibid.* Some 22% of refugees and migrants crossing the Darien so far in 2023 are children, and half are under five years of age.

[112] Data from UNICEF's information system on child and pregnancy care in the Darien (October 2023).

[113] *Ibid.*

[114] Ministry of Public Security, Government of Panama (8 September 2023). <https://www.minseg.gob.pa/2023/09/panama-pone-en-ejecucion-medidas-migratorias-y-restricciones-de-seguridad-para-la-migracion-irregular/>

[115] Presidency of the Republic, Government of Costa Rica (29 September 2023). <https://www.presidencia.go.cr/comunicados/2023/09/presidente-firma-decreto-de-emergencia-nacional-para-atencion-oportuna-y-agil-de-crisis-migratoria/>

[116] National Migration Service, Government of Panama (10 October 2023). <https://www.migracion.gob.pa/inicio/noticias?start=5>

issued temporary “multiple immigration forms” to refugees and migrants from Venezuela and some other nationalities upon arrival, which allowed them to transit through the country freely for short periods of time, since at least early 2023 in practice these documents are no longer issued to most Venezuelans arriving by land at the southern border,¹¹⁷ exposing those in an irregular situation to detention and other risks.

With regard to Venezuelans in-destination, in 2024, the Venezuelan population in Mexico is expected to increase to 150,100, while in Costa Rica it is expected to reach 31,200. In Panama, preliminary results of the National Population Census showed a decrease in the Venezuelan population as of 2023, resulting in a downward revision of the in-destination population projection for 2024, to 64,800.¹¹⁸ New regularization initiatives announced in 2023 in the sub-region are expected to have an impact on this population in 2024. In March 2023, the Government of Costa Rica launched a new two-year, renewable special temporary category for those who have either been denied asylum or had a pending asylum application as of September 2022¹¹⁹ (as of December 2022, there were over 20,000 pending or denied asylum applications from Venezuelans in Costa Rica).¹²⁰ As of early October 2023, some 3,000 people (44 percent of whom are Venezuelans) had been approved for the new special temporary category.¹²¹ Meanwhile, in December 2022, the Government of Costa Rica announced significant changes to the asylum process, including increased restrictions for asylum applicants to work in the country, impacting their ability to meet their basic needs.¹²² Separately,

the Government of Panama announced in July 2023 a new temporary protection permit for those who have resided in the country for at least one year.¹²³ As of September 2023, over 10,000 applications had been received, almost all of which had been approved, with Venezuelans among the top five nationalities.¹²⁴ The high application costs of approximately USD 900 may prevent many from being able to access this permit. While these measures will facilitate greater access to regular status for some refugees and migrants from Venezuela, those who have arrived more recently – and new arrivals in 2024 – will not have access to these temporary protection measures.

Meanwhile, in Mexico, there is a high rate of refugee recognition for Venezuelans under the expanded refugee definition of the 1984 Cartagena Declaration.¹²⁵ In 2023, there were 5,073 new asylum applications from Venezuelan nationals¹²⁶ (totaling 47,878 applications since 2015) and 1,515 applications were approved in 2023, bringing to 24,892 the number of recognized Venezuelan refugees in Mexico since 2015 (81 per cent of resolved cases). In addition, some 4,900 Venezuelans with a Visitor's Card for Humanitarian Reasons (TVRH)¹²⁷ were identified as of September 2023.¹²⁸ Moreover, Venezuelans who have held permanent resident status for at least two years in Mexico are eligible for naturalization. In 2023, some 63,200 Venezuelans held permanent residence status in Mexico (compared to 41,990 in 2022), while some 11,400 held temporary residence (compared to 16,201 in 2022), showing an increase in permanent residency permits and a decrease in temporary residencies

[117] See, e.g. <https://www.dw.com/es/m%C3%A9xico-niega-permiso-de-tr%C3%A1nsito-a-migrantes-en-frontera-sur/a-63895712>

[118] It is important to note that preliminary census data in Panama is currently in a review phase and there may be adjustments in 2024.

[119] This special category includes the ability to access employment, healthcare, and education. Directorate General for Migration and Foreigners, Government of Costa Rica, March 2023. [https://www.migracion.go.cr/Paginas/Categor%C3%ADa%20Migratorias%20\(Extranjer%C3%ADa\)/Categor%C3%ADa-Especial-Temporal.aspx](https://www.migracion.go.cr/Paginas/Categor%C3%ADa%20Migratorias%20(Extranjer%C3%ADa)/Categor%C3%ADa-Especial-Temporal.aspx)

[120] UNHCR – Refugee Statistics, Costa Rica, 2023. [UNHCR - Refugee Statistics](https://www.unhcr.org/refugees-statistics/cr)

[121] General Directorate for Migration and Foreigners, Costa Rica, October 2023.

[122] Delfino, “Supreme Court declares decree unconstitutional” (30 August 2023). <https://delfino.cr/2023/08/sala-iv-declara-inconstitucional-decreto-de-chaves-que-prohibio-a-refugiados-salir-de-costa-rica>

[123] Official Digital Cabinet, Government of Panama (13 July 2023). https://www.gacetaoficial.gob.pa/pdfTemp/29824_B/99543.pdf

[124] R4V National Platform meeting, National Migration Service, Government of Panama, October 2023.

[125] 1984 Cartagena Declaration on Refugees. <https://www.unhcr.org/fr-fr/en/media/cartagena-declaration-refugees-adopted-colloquium-international-protection-refugees-central>

[126] COMAR, Mexico, November 2023. <https://www.gob.mx/comar>

[127] The government also issues humanitarian visas for individuals facing life-threatening situations, risks to their safety due to violence or natural disasters, or for those who require assistance from a family member residing in the country due to their severe health condition. Official Gazette of the Federation, October 10, 2014, General guidelines for the issuance of visas issued by the Ministry of the Interior and the Ministry of Foreign Affairs. Procedure 9: Visitor Visa without permission for paid work, requested from the Institute for humanitarian reasons.

[128] Monthly Migratory Statistics, Secretariat of the Government, Undersecretary for Human Rights, Population and Migration, Migration Policy Unit, Registration and identity of Persons, Mexico (October 2023), http://portales.segob.gob.mx/work/models/PoliticaMigratoria/CEM/Estadisticas/Boletines_Estadisticos/2023/Boletin_2023.pdf

among Venezuelans in Mexico. Furthermore, 1,201 Venezuelans were approved for naturalization in 2023 (as of August 2023).

CHANGES IN THE SCOPE AND PRIORITIES OF THE RESPONSE

The greatest needs identified through the RMNA 2023 in the sub-region for refugees and migrants in-transit¹²⁹ include protection, shelter, access to humanitarian transportation, and WASH, while priority needs for those in-destination include protection, integration, and food security.

The RMRP Update has seen an increase from 17 partners in the original 2024 plan to 21 partners in the CAM Sub-regional Platform, including two new Venezuelan refugee- and migrant-led organizations in Mexico and two new international organizations in Costa Rica and Mexico, resulting in a notable increase in GBV activities in the updated Response Plan. While many planned activities for 2024 are a continuation of activities that commenced in 2023, many R4V partners amended and proposed new activities to adapt to the changing context and needs, including the increasing number of people in-transit. New activities have been added in most sectors, the majority being in GBV, integration, protection (general), health, and shelter. Financial requirements for 2024 – which increased to 56 million from 50 million in the original plan for 2024 – have been adjusted to take into account inflation and other increased costs, the current value of local currencies against the US dollar, and to more accurately reflect financial requirements to carry out the proposed activities.

To respond to the needs of those **in-transit**, R4V partners in the sub-region will share timely and relevant information and provide referrals through various means to increase awareness of regular pathways, risks, such as trafficking and exploitation, and protection services available, including for victims of trafficking and GBV. To address increasing **shelter** needs, new activities have been proposed to improve infrastructure and expand shelter capacities and overall conditions. R4V partners will also continue to provide life-saving services such as access to **healthcare, water, sanitation and hygiene (WASH)**, including through hygiene kits distributed directly to populations on the move along transit routes and to those in shelters.

To enhance **protection** for those **in-destination**, R4V partners in Costa Rica, Panama, and Mexico will provide information and facilitate legal assistance to refugees and migrants on accessing regular status, including asylum procedures, as well as on protection risks and protection services available, including for victims of trafficking and GBV. New activities in Costa Rica and Panama will support refugees' and migrants' access to regularization processes. In Panama, partners will also support children's access to documentation to facilitate their enrollment in schools. In Mexico, R4V partners will promote children's rights to identity by supporting access to documentation for children born in the country and will also support the naturalization of eligible Venezuelans residing in Mexico.

To facilitate socio-economic **integration**, R4V partners will assist refugees and migrants in-destination to secure dignified employment opportunities. New activities have been proposed to provide vocational training and to support entrepreneurship and empowerment, with a particular focus on women. R4V partners will also help refugees and migrants revalidate their degrees, professional credentials and certificates. They will carry out anti-xenophobia and community-building initiatives in order to facilitate social integration. In parallel, in the context of rising costs of living and unemployment, R4V partners will provide food vouchers and **multi-purpose cash** (MPC) to support refugees' and migrants' ability to meet their own basic needs, including **food** and **shelter**. R4V partners will also support access to **healthcare**, including mental health and psychosocial support, medical consultations, and medications.

RESPONSE PRINCIPLES, GOOD PROGRAMMING/ COLLECTIVE ACCOUNTABILITY CONSIDERATIONS

In terms of centrality of protection, R4V partners will work closely with host governments and monitor the extent to which recent policy changes at the national levels are being applied with a view to ensuring enhanced protection responses and solutions for refugees and migrants in the sub-region.

To promote accountability to affected populations (AAP), R4V partners will ensure that two-way communication with refugees and migrants is maintained to facilitate their continuous feedback on the type and level of assistance provided. Particularly

[129] As with the RMRP 2023-2024, the response in Panama and Costa Rica will address the needs of refugees and migrants in transit of all nationalities, while the response in Mexico will only address the needs of Venezuelan refugees and migrants in-transit. The needs of Venezuelan refugees and migrants in-destination are addressed through the RMRP 2024 response in all three countries.

in the Darien context, partners have implemented communication and information-sharing tools, and surveys to evaluate the services provided. Partners will report results with an age, gender and diversity (AGD) breakdown to ensure accountability and transparency.

In 2023, the R4V Regional Community of Practice (COP) on PSEA established PSEA focal points in all three countries of the sub-region. There are two designated PSEA specialists in the border regions of Panama, and R4V partners are currently training specialists in Costa

Rica. The PSEA COP will be connecting these focal points to promote information and knowledge-sharing, monitor collective PSEA achievements, and strengthen collaboration between stakeholders to build capacity within R4V partners. New activities have also been proposed in Costa Rica and Mexico to strengthen PSEA capacities. In Panama, partners will continue to provide PSEA training to public servants and partners and in 2024, an inter-agency PSEA protocol is expected to be implemented.




SOUTHERN CONE



SOUTHERN CONE AT A GLANCE

VENEZUELAN IN-DESTINATION



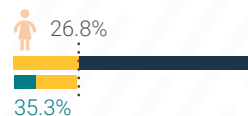
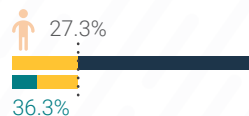
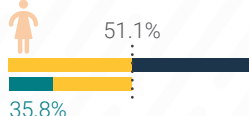
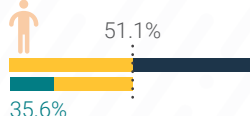
POPULATION PROJECTION (PP) **304.0 K**



PEOPLE IN NEED (PIN) **145.6 K** 47.9% OF PP



PEOPLE TARGETED **52.0 K** 35.7% OF PIN



IN-TRANSIT



100.7 K

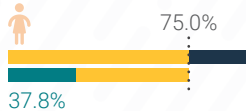
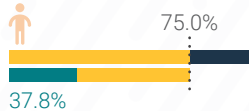
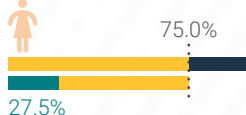
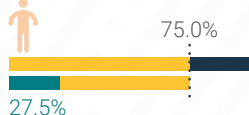


75.5 K 75.0% OF PP



21.9 K 29.0% OF PIN

AGE AND GENDER DISSAGGREGATION



AFFECTED HOST COMMUNITIES

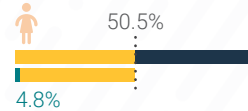
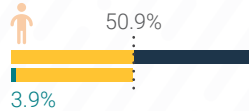
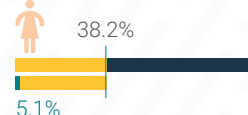
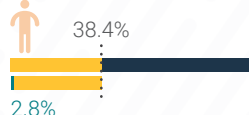
—

128.7 K

—

5.3 K

4.1% OF PIN



TOTAL REQUIREMENTS



\$49.21 M



RMRP PARTNERS

26

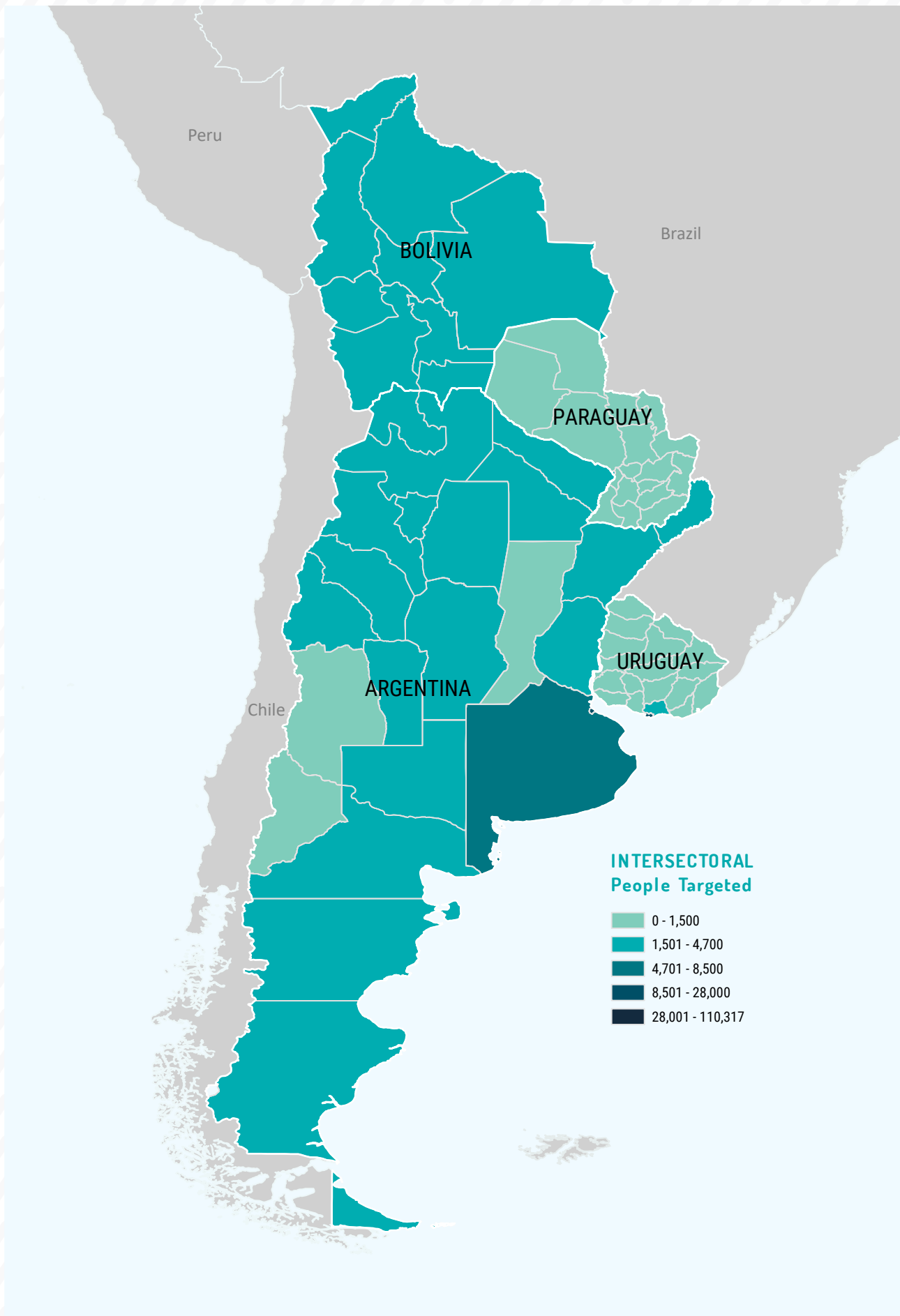
ORGANIZATION TYPE

- Civil Society / National NGO
- Refugee and Migrant-led
- International NGO
- UN Agencies
- Other

8
2
3
8
7



SOUTHERN CONE: PEOPLE TARGETED



SOUTHERN CONE: PERCENTAGE OF PEOPLE IN-NEED TO RECEIVE ASSISTANCE IN 2024

Population
ProjectionPeople in
Need (PiN)PiN
PercentagePeople
TargetedTarget Percentage
of PiNTotal
RequirementsRMRP
Partners

ARGENTINA	456.5 K	192.7 K	42.2%	25.3 K	13.1%	22.03 M	11
CIUDAD AUTONOMA DE BUENOS AIRES	258.4 K	109.1 K	42.2%	13.6 K	12.5%	11.84 M	9
CÓRDOBA	18.6 K	7.9 K	42.2%	2.1 K	26.3%	701.6 K	3
MENDOZA	6.8 K	2.9 K	42.2%	1.1 K	39.7%	1.14 M	4
NEUQUÉN	10.8 K	4.6 K	42.2%	-	-	-	-
OTHERS	19.2 K	8.1 K	42.2%	2.0 K	24.9%	3.49 M	4
PROVINCIA DE BUENOS AIRES	135.5 K	57.2 K	42.2%	6.3 K	11.0%	4.72 M	5
SANTA FE	7.2 K	3.0 K	42.2%	151	5.0%	136.2 K	2
BOLIVIA*	142.3 K	110.5 K	77.6%	12.6 K	11.4%	14.79 M	11
COCHABAMBA	11.2 K	9.0 K	80.9%	2.5 K	27.8%	1.80 M	3
LA PAZ	35.7 K	27.8 K	77.7%	4.6 K	16.4%	8.10 M	9
OTHERS	80.3 K	61.3 K	76.3%	2.0 K	3.3%	2.27 M	4
SANTA CRUZ	15.1 K	12.4 K	82.1%	3.5 K	28.5%	2.62 M	6
PARAGUAY	13.3 K	8.2 K	61.2%	3.0 K	36.7%	4.58 M	4
ALTO PARANÁ	1.2 K	749	61.2%	250	33.4%	294.8 K	2
AMAMBAY	403	243	60.3%	-	-	-	-
ASUNCIÓN	11.0 K	6.7 K	61.2%	2.6 K	39.3%	3.92 M	4
DEPARTAMENTO CENTRAL	117	72	61.5%	-	-	38.8 K	1
ITAPÚA	499	309	61.9%	81	26.2%	44.8 K	1
OTHERS	117	72	61.5%	30	41.7%	287.8 K	2
URUGUAY	99.8 K	38.4 K	38.5%	16.4 K	42.6%	7.81 M	10
MONTEVIDEO	80.5 K	31.0 K	38.5%	13.6 K	44.0%	6.73 M	9
CANELONES	8.4 K	3.2 K	38.5%	2.0 K	61.0%	322.1 K	2
COLONIA	2.9 K	1.1 K	38.5%	-	-	2.3 K	1
MALDONADO	1.6 K	609	38.4%	-	-	-	-
OTHERS	6.4 K	2.5 K	38.5%	761	31.0%	753.6 K	5

*These country totals do not include the in-transit population.

NUMBER OF ORGANIZATIONS AND FINANCIAL REQUIREMENTS BY ORGANIZATION TYPE




























	TOTAL	INTERNATIONAL NGOs	NATIONAL NGOs / CSOs ^I	UN AGENCIES	OTHERS ^{II}
FINANCIAL REQUIREMENTS	\$49.21 M	\$345.0 K (0.7%)	\$639.3 K (1.3%)	\$45.92 M (93.3%)	\$2.30 M (4.7%)
ORGANIZATIONS	26	3 (11.5%)	8 (30.8%)	8 (30.8%)	7 (26.9%)

^I Civil Society Organizations.
^{II} Others include the Red Cross Movement, academia and faith-based organizations.

The list of organizations only includes appealing organizations under the RMRP, many of which collaborate with implementing partners to carry out RMRP activities.

POPULATION IN NEED AND TARGET, FINANCIAL REQUIREMENTS AND NUMBER OF PARTNERS BY SECTOR

- Population Projection
 People in Need
 People Targeted
- Total Requirements
 RMRP Partners
 Organizations Led by Refugees and Migrants

SECTOR*			<div><div></div><div></div></div> <div><div></div><div></div></div>		<div><div></div><div></div></div> <div><div></div><div></div></div>			
	EDUCATION	10.8 K	<div><div></div><div>1.5%</div></div>	2.6 K	<div><div></div><div>24.0%</div></div>	\$1.25 M	7	1
	FOOD SECURITY	241.6 K	<div><div></div><div>33.9%</div></div>	30.7 K	<div><div></div><div>12.7%</div></div>	\$1.40 M	8	2
	HEALTH	174.4 K	<div><div></div><div>24.5%</div></div>	23.1 K	<div><div></div><div>13.3%</div></div>	\$1.96 M	9	-
	HUMANITARIAN TRANSPORTATION	35.2 K	<div><div></div><div>4.9%</div></div>	738	<div><div></div><div>2.1%</div></div>	\$706.1 K	3	-
	INTEGRATION	201.5 K	<div><div></div><div>28.3%</div></div>	42.3 K	<div><div></div><div>21.0%</div></div>	\$12.22 M	16	2
	NUTRITION	17.5 K	<div><div></div><div>2.5%</div></div>	2.6 K	<div><div></div><div>14.8%</div></div>	\$278.1 K	3	-
	PROTECTION***	129.7 K	<div><div></div><div>18.2%</div></div>	21.7 K	<div><div></div><div>16.7%</div></div>	\$9.08 M	13	1
	CHILD PROTECTION	47.0 K	<div><div></div><div>6.6%</div></div>	5.4 K	<div><div></div><div>11.5%</div></div>	\$1.38 M	6	-
	GENDER-BASED VIOLENCE (GBV)	68.5 K	<div><div></div><div>9.6%</div></div>	8.6 K	<div><div></div><div>12.6%</div></div>	\$1.62 M	5	-
	HUMAN TRAFFICKING & SMUGGLING	21.4 K	<div><div></div><div>3.0%</div></div>	42	<div><div></div><div>0.2%</div></div>	\$766.0 K	5	-
	SHELTER	166.2 K	<div><div></div><div>23.3%</div></div>	41.0 K	<div><div></div><div>24.6%</div></div>	\$7.48 M	9	1
	WASH	156.2 K	<div><div></div><div>21.9%</div></div>	18.0 K	<div><div></div><div>11.5%</div></div>	\$1.09 M	4	1
	MULTIPURPOSE CASH ASSISTANCE	-	-	21.2 K	-	\$4.87 M	3	-
	COMMON SERVICES****	-	-	-	-	\$5.10 M	7	-

* While not being Sectors, data for Multipurpose Cash and for Common Services is included to inform on the overall targets and distribution of financial requirements in the RMRP 2024 update.

** The PiN calculations for some sectors (namely, Nutrition and Education, as well as Child Protection and GBV sub-sectors) are based on specific age and gender groups, resulting in a low PiN percentage as a proportion of the total population.

*** This includes Support Spaces.

**** This includes AAP-CwC, Communication, Coordination, Information Management, PSEA, and Reporting.

COUNTRY-SPECIFIC PLANNING SCENARIO & RESPONSE

As presented in the RMNA 2023, while the needs of refugees and migrants from Venezuela have decreased in Argentina, Paraguay, and Uruguay in comparison to the previous year, challenges for refugees and migrants in Bolivia have increased.

Argentina, Paraguay and Uruguay have seen progressive stabilization of their populations of refugees and migrants from Venezuela, with generally favourable protection environments and opportunities for regularization and integration. Nevertheless, in Argentina, the rising cost of living due to high levels of inflation¹³⁰ has created a complex scenario for the socio-economic integration of refugees and migrants, particularly those who arrived after the COVID-19 pandemic. Although the growth of the Venezuelan population has slightly decelerated, Argentina continues to host over 90 per cent of the refugees and migrants in the sub-region. Additionally, the political rhetoric during presidential elections in the latter half of 2023 has posed new challenges to social cohesion of refugee and migrant communities and their host communities.

In Uruguay, the impact of a historic drought affected agriculture and livestock and translated into reduced economic growth in 2023.¹³¹ However, sustained economic and social stability, coupled with a welcoming environment for refugees and migrants, places the country among those with the highest increases of the Venezuelan population in Latin America and the Caribbean (an 18 per cent increase in the first nine months of 2023). This growth in the Venezuelan population choosing to stay in Uruguay is expected to continue in 2024.

In Paraguay, the country in the region with the highest percentage of Venezuelan recognized refugees or asylum-seekers out of the total living in the country

(more than 90 per cent),¹³² it is anticipated that the population in destination will remain largely steady by the end of 2023, with a slight decrease in 2024. While a low rate of inflation and economic growth has created favourable conditions for Venezuelans to integrate, they continue to face some challenges: for example, more than 20 per cent of the Venezuelan population still has unmet health needs.¹³³

The priority needs of refugees and migrants from Venezuela in Argentina, Paraguay and Uruguay are access to employment or self-employment opportunities, and receiving financial, legal, and operational support for securing dignified shelter solutions.

Bolivia, meanwhile, has shown a different trend characterized by a growing in-transit refugee and migrant population and an increase in humanitarian needs across all sectors. The protection environment has weakened in 2023 due to persistent challenges addressing human mobility and obstacles to accessing asylum and regularization procedures and obtaining basic documentation, especially after the end of the Supreme Decree 4576 in August 2022, through which more than 4,300 Venezuelans regularized their stay in the country. Bolivia is also experiencing increasing xenophobic sentiments against refugees and migrants, hindering social cohesion. As a result, protection-related interventions – such as orientation and counselling, legal assistance, access to regular stay arrangements, protection of children, and prevention of gender-based violence and human trafficking – were identified as the primary needs in Bolivia, followed by shelter, food, and healthcare. Children make up a significant portion of the in-transit population in Bolivia and are especially vulnerable to the challenges of inadequate nutrition and malnutrition, as well as the barriers in accessing essential healthcare services.

[130] BBVA Research, *Argentina Economic Outlook* (October 2023), <https://www.bbva.com/en/publicaciones/argentina-economic-outlook-october-2023/#:~:text=Inflation%20would%20reach%2020%25%20in,are%20expected%20from%20December%202023>

[131] Bloomberg, "Por la sequía, la actividad del agro en Uruguay se desplomó más de 27%" (28 September 2023), <https://www.bloomberglinea.com/2023/09/28/por-la-sequia-la-actividad-del-agro-en-uruguay-se-desplomo-mas-de-27/>

[132] <https://www.r4v.info/es/solicitudes-refugiados>

[133] R4V, *RMNA 2023, Southern Cone Chapter: Health Sector* (September 2023), <https://www.r4v.info/en/document/rmna-2023-needs-analysis>

Throughout 2023, the countries in the Southern Cone also witnessed a notable increase in multidirectional onward movements, some via irregular border crossing points, particularly along the Bolivian border with Chile, between Bolivia and Argentina, from Chile to Argentina, from Argentina to Uruguay, and from Brazil to Bolivia and Uruguay.

CHANGES IN THE SCOPE AND PRIORITIES OF THE RESPONSE

For 2024, R4V partners in the Southern Cone have adjusted their responses according to the changes in the sub-regional planning scenario, which have also affected population projections and estimates: the number of the refugee and migrant population in need (PiN) in 2024 has more than doubled in Bolivia (from the original plan), mainly due to an increase in the in-transit population – which, for the first time in 2024, will also include refugees and migrants of other nationalities, in addition to Venezuelans. Meanwhile, the figure of refugees and migrants in-destination in Argentina increased by 30 per cent.¹³⁴ Likewise, the estimate of the population in-destination in Uruguay increased by 48 per cent based on official data that showed a higher rate of new arrivals during the end of 2022 and 2023.

The financial requirements of the updated RMRP 2024 for the sub-region have increased by 6.5 per cent, due to an increase in activities targeting 59 per cent more people than before. This is possible in part due to the expansion of community-based interventions to reach greater numbers of people with assistance.

In 2024, **protection**-related initiatives (including those of the child protection, GBV and human trafficking and smuggling sub-sectors) will remain an important focus across all four countries, especially within the response in Bolivia, making up 26 per cent of the overall budget for the Southern Cone. The response efforts will also sustain a commitment to **integration** activities, which account for 24 per cent of the sub-region's total budget, and is the sector with the largest financial requirements in Argentina and Uruguay, which together host the largest number of Venezuelans in-destination in the sub-region. **Shelter** interventions account for 15 per cent of the overall budget in the Southern Cone, with

a significant 18 per cent share in Bolivia (where the majority of the in-transit population is concentrated) and 10 per cent in Paraguay.

Compared to the initial response plan for 2024, the changes are notably related to new activities in WASH, health and education, and under the multipurpose cash assistance (MPC) modality to cover refugees' and migrants' basic needs. It is also linked to the resubmission of activities that partners could not implement in 2023 due to insufficient funding, which they envisage delivering now in 2024.

Regarding these main changes, **WASH**, partners will direct efforts to recondition drinking water systems servicing border towns in Bolivia. Meanwhile, **Health Sector** partners are aiming to strengthen health and mental healthcare capacities through training and interactive activities with communities in Uruguay. Within the **Education Sector**, partners plan to improve school infrastructure in Bolivia, enhancing access to formal and informal education. Both in Argentina and Bolivia, partners expect to deliver more **multipurpose cash assistance** to cover basic needs (i.e. shelter, food, etc.) directed to the most vulnerable refugees and migrants in these countries.

Among other new activities added for 2024 are those related to the reestablishment of family contacts in Bolivia, which are relevant given the growing number of refugees and migrants in-transit through the country. Geographically, partners are expanding activities in Santa Cruz and Beni departments (in Bolivia along its border with Brazil) to reach refugees and migrants transiting through these areas. It is also significant that refugees and migrants of other nationalities in-transit through Bolivia have now been included in the response plan, increasing the population groups targeted by R4V partners to almost 22,000 people in-transit. Partners also increased shelter, WASH and humanitarian transportation activities in border areas of Argentina, such as Jujuy (border with Bolivia) and Misiones (border with Brazil and Paraguay).

In terms of the overall response, in the case of Uruguay, while there has been a large increase in the targeted population (which is more than double the initial target), this has not been accompanied

[134] The update of the in-destination population estimate in Argentina was based on an official data source released after the previous planning process, namely, the Registro Nacional de las Personas (RENAPER), Caracterización de la migración internacional en Argentina a partir de los registros administrativos del RENAPER, https://www.argentina.gob.ar/sites/default/files/2022/12/caracterizacion_de_la_migracion_internacional_en_argentina_a_partir_de_los_registros_administrativos_del_renaper_dnp.pdf

by a commensurate increase of budget, which has remained overall unaltered. This is due to the increase of the total population in-destination estimated for the country, along with a change in the methodology used to first identify the PiN and later to determine the target for the Integration Sector. A better data collection and reviewing exercise during the JNA allowed the platform to obtain more accurate data on needs for this sector and to identify a corresponding PiN which almost tripled that originally forecasted for 2024. Consequently, there was a change in the methodology used to define people targeted (instead of taking the maximum value for each district in the country, the sum was used) which allowed it to be higher than the population identified in the 2022 planning exercise for next year.

Likewise, changes in the data retrieved and the methodologies used for the calculation of PiNs and target populations have had similar effects on some of Bolivia's sectors. In the Education, Nutrition and Integration sectors, the PiN numbers decreased by 86, 35 and 28 per cent, respectively (particularly due to reductions in these sectors' PiNs for the in-destination population). As a result, the combined forecasted target population for these three sectors went from 17,200 people to 8,600K. However, due to the inclusion next year of other nationalities among refugees and migrants in-transit, the total target population in the updated RMRP for Bolivia has almost doubled compared to the original RMRP 2023-2024 for all sectors, growing from 19,700 to 34,500 people.



© UNHCR / Viviana Murillo

RESPONSE PRINCIPLES, GOOD PROGRAMMING/ COLLECTIVE ACCOUNTABILITY CONSIDERATIONS

In 2024, the Sub-regional Platform for the Southern Cone aims to further enhance the cross-cutting approach of accountability to affected populations (AAP). Methodologies and tools will be developed to better engage refugees, migrants and affected host communities in Bolivia. At the time of this publication, discussions are underway with the regional AAP-CwC Working Group to chart a roadmap with partners in Bolivia to conduct a situational analysis and subsequently develop coordinated feedback and complaints mechanisms for refugees and migrants as well as to improve participative methodologies across multiple phases of the response.

Additionally, anticipating the potential impacts of prolonged droughts, heatwaves, floods, and other extreme weather events on refugees, migrants, and host communities, the Sub-regional Platform will conduct training sessions on environmental mainstreaming for partners. Collaborating with regional environment and climate change specialists, these sessions will aim to raise awareness about climate change's effects, particularly in the WASH, Health and Shelter Sectors, empowering partners to integrate resilience-building and adaptive measures into their planning processes and activities.

Finally, during 2024, the Sub-regional Platform expects to continue strengthening its focus on the centrality of protection among partners, an initiative which began in Argentina and Uruguay in 2023, through workshops with the participation of partners and government counterparts.

ANNEXES

ABBREVIATIONS AND ACRONYMS















AAP	Accountability to Affected Populations	ENPOVE	Encuesta dirigida a la población venezolana que reside en el país, Spanish acronym for Survey directed to the Venezuelan population who reside in the country in Peru
AGD	Age, Gender and Diversity	ERM	Migration Reception Centres
ARV	Antiretroviral	FAO	Food and Agriculture Organization
CAM	Central America and Mexico	FGD	Focus Group Discussions
CMH	Humanitarian Immigration Status	FTS	Financial Tracking System
CCUI	Single Inter-Agency Counting and Characterization exercise	GBV	Gender-Based Violence
CONADIS	National Council for the Integration of Persons with Disabilities	GDP	Gross Domestic Product
COVID-19	Coronavirus Disease	GIFMM	Grupo Interagencial para los Flujos Migratorios Mixtos, Spanish acronym for Interagency Group for Mixed Migration Flows, the National Platform in Colombia
CPP	Temporary Residence Permit	GMP	Growth Monitoring and Promotion
CVA	Cash and Voucher Assistance	GTRM	Grupo de Trabajo sobre Refugiados y Migrantes, Spanish acronym for the National Platforms in Peru and Ecuador
DANE	Departamento Administrativo Nacional Spanish, acronym for National Administrative Department of Statistics in Colombia	HDX	Humanitarian Data Exchange
DRC	Danish Refugee Council	HIAS	Hebrew Immigrant Aid Society
DTM	Displacement Tracking Matrix	HIV/AIDS	Human Immunodeficiency Virus/ Acquired Immune Deficiency Syndrome
ECLAC	Economic Commission for Latin America and the Caribbean		















HNO	Humanitarian Needs Overviews	MINEDU	Ministry of Education
HRP	Humanitarian Response Plan	MPC	Multipurpose Cash
HT&S	Human Trafficking and Smuggling of Migrants	MSF	Doctors Without Borders
IASC	Inter-Agency Standing Committee	NGO	Non-Governmental Organization
ICBF	Colombian Institute of Family Welfare	NNGO	National Non-Governmental Organization
ID	Identity Document	NFIs	Non-Food Items
ILO	International Labour Organization	OCHA	United Nations Office for the Coordination of Humanitarian Affairs
IMF	International Monetary Fund	PEP	Post-Exposure Prophylaxis
INGO	International Non-Governmental Organization	PIN	People in Need
INAMU	National Institute for Women	PNV	Normalization Plan for Venezuelans in the Dominican Republic
IOM	International Organization for Migration	PSEA	Prevention of Sexual Exploitation and Abuse
IPV	Intimate partner violence	R4V	Regional Inter-Agency Coordination Platform for the Response for Refugees and Migrants from Venezuela
JIAF	Joint Intersectoral Analysis Framework	RBE	Regular Basic Education System
JNA	Joint Needs Assessment	RMNA	Refugee and Migrants Needs Analysis
LAC	Latin America and the Caribbean	RMRP	Regional Refugee and Migrant Response Plan
LGBTQI+	Lesbian, Gay, Bisexual, Transgender, Queer and Intersex	RDS	Refugee Status Determination
MHPSS	Mental Health and Psychosocial Support	RUC	Taxpayer registration number

RUMV	Registry of Venezuela Nationals in Colombia	UNAIDS	United Nations Programme on HIV/AIDS
SDGS	Sustainable Development Goals	UNDP	United Nations Development Programme
SDR	Secondary Data Review	UNESCO	United Nations Educational, Scientific and Cultural Organization
SEA	Sexual Exploitation and Abuse	UN-HABITAT	United Nations Human Settlements Programme
SENA	Servicio Nacional de Aprendizaje	UNHCR	United Nations High Commissioner for Refugees
SIS	Comprehensive Health Insurance	UNICEF	United Nations Children's Fund
SISEVE	System to Report Cases on School Violence	UNODC	United Nations Office on Drugs and Crime
SIVIGILA	National Health Surveillance System in Colombia	UN WOMEN	United Nations Entity for Gender Equality and the Empowerment of Women
SJM	Jesuit Migration Service	UPE	Special Protection Units (for its Spanish acronym)
SNM	National Migration Service of Panama	USD	United States Dollar
SRH	Sexual and Reproductive Health	VOT	Victims of Trafficking
STI	Sexually Transmitted Infection	WASH	Water, Sanitation and Hygiene
SUS	Unified Health Care System in Brazil	WB	World Bank
TIP	Trafficking in Persons	WFP	World Food Programme
TPS	Temporary Protection Status for Venezuelans	WHO	World Health Organization
UASC	Unaccompanied and Separated Children		
UN	United Nations		















FINANCIAL REQUIREMENTS BY PLATFORM, SECTOR AND ORGANIZATION 2023















ORGANIZACIÓN															Grand Total
Regional	840,789.26	30,000.00	2,059,947.68	955,000.00	19,192,976.59	405,828.14	555,000.00	4,943,840.29	1,441,621.19	2,479,590.16	656,500.00	7,044,271.15	1,854,000.00	19,413,455.40	61,872,819.84
Action against Hunger		30,000.00													30,000.00
Coalición por Venezuela					45,000.00									102,500.00	147,500.00
Danish Refugee Council (DRC)					1,450,000.00			110,000.00				2,160,000.00	350,000.00	800,000.00	4,870,000.00
HIAS								60,000.00						8,000.00	68,000.00
iMMAP Inc.														262,500.00	262,500.00
IMPACT Initiatives (REACH)								66,666.00						133,332.00	199,998.00
International Labour Organization (ILO)					8,500,000.00									100,000.00	8,600,000.00
International Organization for Migration (IOM)			832,947.68	955,000.00	4,335,802.00			140,000.00		608,870.00	429,000.00	4,545,500.00	1,079,000.00	8,026,608.50	20,952,728.18
Joint United Nations Programme on HIV/AIDS (UNAIDS)			75,000.00					25,000.00							100,000.00
Norwegian Refugee Council (NRC)								95,000.00						30,000.00	125,000.00
OXFAM														65,000.00	65,000.00
Panamerican and Caribbean Union for Human Rights					20,000.00						77,500.00			50,000.00	147,500.00
Panamerican Health Organization/World Health Organization (PAHO/WHO)			30,000.00											100,000.00	130,000.00
Plan International	38,700.00								60,000.00						98,700.00
RET International	60,000.00							85,000.00	8,000.00						153,000.00
Save the Children International (SCI)	83,000.00		30,000.00				70,000.00	40,000.00	293,000.00	25,000.00				351,500.00	892,500.00
United Nations Children's Fund (UNICEF)	400,000.00		360,000.00			50,000.00	485,000.00	15,000.00	700,000.00	340,000.00			425,000.00	2,794,297.44	5,569,297.44
United Nations Development Programme (UNDP)					4,500,000.00										4,500,000.00
United Nations Educational, Scientific and Cultural Organization (UNESCO)	235,000.00														235,000.00
United Nations Entity for Gender Equality and the Empowerment of Women (UNWOMEN)					70,000.00					36,000.00	150,000.00			72,000.00	328,000.00
United Nations High Commissioner for Refugees (UNHCR)	24,089.26				272,174.59	355,828.14		1,294,174.29	214,621.19	135,720.16		338,771.15		5,435,534.91	8,070,913.68
United Nations Office of the High Commissioner for Human Rights (OHCHR)								3,000,000.00							3,000,000.00
United Nations Population Fund (UNFPA)			732,000.00							1,334,000.00				426,000.00	2,492,000.00















ORGANIZACIÓN															Grand Total
United Nations Programme for Human Settlements (UN Habitat)														5,000.00	5,000.00
World Food Programme (WFP)														621,182.55	621,182.55
World Vision								13,000.00	166,000.00					30,000.00	209,000.00
Brazil	3,012,034.08	8,898,395.00	4,665,253.60	15,957,869.20	15,408,675.98	15,967,772.84	1,238,354.29	12,879,385.56	5,606,356.85	1,871,973.75	280,645.00	11,807,819.82	5,221,952.16	7,391,492.07	110,207,980.20
Adventist Development and Relief Agency (ADRA)		4,000,000.00	331,885.72				64,114.29						320,000.00		4,716,000.01
ASBRAD - Associação Brasileira de Defesa da Mulher da Infância e da Juventude								30,000.00			10,000.00				40,000.00
Asociación de Venezolanos y Refugiados en el Estado de Amazonas					91,709.01										91,709.01
Associação Hermanitos		1,441.90	2,000.00		153,629.10										157,071.00
Associação Venezuela Global					61,000.00			30,000.00						12,000.00	103,000.00
Associação Venezuelana em Campo Grande		15,000.00	10,000.00		6,000.00	15,000.00		8,000.00		2,000.00					56,000.00
AVSI Foundation					33,179.00										33,179.00
Banho de Cidadania - Recife		40,000.00				20,000.00	6,000.00		15,000.00				35,000.00		116,000.00
Caritas Brazil		627,002.00					368,240.00	115,122.00					270,594.00		1,380,958.00
Caritas Manaus	28,400.00		700.00		22,000.00	14,000.00		700.00		700.00	550.00	35,000.00	450.00	15,000.00	117,500.00
Caritas Parana	98,000.00	140,000.00	8,000.00		16,000.00	40,000.00		10,000.00		12,000.00		40,000.00		3,000.00	367,000.00
Caritas Rio de Janeiro	60,000.00	177,000.00	84,700.00		295,000.00	550,000.00		657,800.00	267,800.00	60,000.00				113,700.00	2,266,000.00
Caritas São Paulo								7,000.00	7,000.00						14,000.00
Caritas Switzerland		66,590.00		20,200.00	43,422.10	306,800.00		30,500.00				12,000.00	60,500.00		540,012.10
Casa Venezuela		15,000.00			54,500.00			58,500.00							128,000.00
Center for Integrated Studies and Programs for Sustainable Development (CIEDS)					20,000.00										20,000.00
Compassiva					152,370.00										152,370.00
Fraternity – International Humanitarian Federation					200,000.00										200,000.00
Fraternity Without Borders			77,100.00												77,100.00
IEB - Instituto Internacional de Educação do Brasil					156,108.00										156,108.00
iMMAP Inc.														525,000.00	525,000.00
IMPACT Initiatives (REACH)														120,000.00	120,000.00
Institute for Migration and Human Rights (IMDH)		6,800.00			21,600.00	45,000.00	8,000.00	13,800.00	3,200.00				6,000.00		104,400.00
International Organization for Migration (IOM)	239,500.00	2,955,250.00	1,242,450.00	15,646,000.00	2,661,920.00	5,546,000.00		1,026,700.00	42,000.00	30,225.00	180,095.00	2,853,430.00	817,542.00	1,665,625.00	34,906,737.00
Irmandade sem Fronteiras					14,000.00			4,000.00							18,000.00
Jesuit Service for Migrants and Refugees (JSMR)	59,078.19	125,215.00	20,499.96	2,945.04	263,750.03	171,120.00		171,198.20	38,953.08	62,339.60				47,150.00	962,249.10
Mana Institute					122,662.75										122,662.75

ORGANIZACIÓN															Grand Total
Migrant Service Center (CAM)					16,350.32										16,350.32
Missão Paz			9,000.00							50,000.00		90,000.00			149,000.00
Museu A CASA					50,000.00										50,000.00
Panamerican Development Foundation					198,210.00			65,927.00					64,181.00		328,318.00
Panamerican Health Organization/World Health Organization (PAHO/WHO)			1,000,000.00												1,000,000.00
Pastoral Service for Migrants National		264,598.30		136,413.32		491,726.00		776,372.42				220,358.19	89,332.00	1,001,618.51	2,980,418.74
Rede Internacional de Ação Comunitária - Interação					292,700.00			330,900.00							623,600.00
Refúgio 343	178,955.89			152,310.84	124,196.55										455,463.28
Salvation Army								237,124.72	28,246.32	178,902.24					444,273.28
Save the Children International (SCI)								560,000.00							560,000.00
Serviço Pastoral dos Migrantes do Nordeste		107,169.80	50,967.92		274,415.08			183,962.27				169,811.31		22,264.15	808,590.53
SOS Children's Villages					2,075,000.00				1,130,000.00			588,000.00			3,793,000.00
United Nations Children's Fund (UNICEF)	1,794,000.00		1,050,000.00				792,000.00	450,000.00	3,227,728.00				1,903,000.00	1,245,824.24	10,462,552.24
United Nations Educational, Scientific and Cultural Organization (UNESCO)	423,000.00														423,000.00
United Nations Entity for Gender Equality and the Empowerment of Women (UNWOMEN)					432,400.00										432,400.00
United Nations High Commissioner for Refugees (UNHCR)					5,979,714.04	8,239,165.84		6,915,795.47	459,536.45	860,236.91		7,790,820.32	1,363,691.16	2,498,710.17	34,107,670.36
United Nations Office of the High Commissioner for Human Rights (OHCHR)								442,608.48							442,608.48
United Nations Office on Drugs and Crime (UNODC)											90,000.00				90,000.00
United Nations Population Fund (UNFPA)			770,800.00					26,000.00		381,200.00				120,000.00	1,298,000.00
Vale da Benção Educational and Charitable Association (AEBVB)	6,100.00	24,000.00	7,150.00					3,000.00				8,400.00		1,600.00	50,250.00
World Vision	125,000.00	333,328.00			1,576,840.00	528,961.00		724,375.00	386,893.00	234,370.00			291,662.00		4,201,429.00
Chile	1,955,720.56	4,781,589.00	8,230,335.92	543,000.00	9,753,091.67	8,781,957.65	288,000.00	18,868,923.48	4,263,200.00	2,533,000.00	369,000.00	16,504,666.00	5,586,635.47	3,491,753.00	85,950,872.75
Amigos Migrantes Sin Fronteras					103,000.00										103,000.00
Caritas Chile						160,000.00									160,000.00
Compromiso Migrante					46,000.00			26,500.00							72,500.00
iMMAPI Inc.														525,000.00	525,000.00















ORGANIZACIÓN															Grand Total
INCAMI - Instituto Católico Chileno de Migración					16,000.00			279,000.00							295,000.00
Inmigrante Feliz Association	11,700.00		64,980.00		93,600.00										170,280.00
International Federation of the Red Cross (IFRC)		225,225.00	376,935.00			513,306.00		23,709.00				271,700.00	129,965.00	47,417.00	1,588,257.00
International Labour Organization (ILO)									200,000.00		40,000.00				240,000.00
International Organization for Migration (IOM)		4,556,364.00	3,026,440.00	543,000.00	2,936,019.00	4,639,810.45		11,617,635.19	433,000.00	789,500.00	329,000.00	14,143,000.00	3,573,899.26	1,740,436.00	48,328,103.90
Jesuit Migrant Service (JMS)					65,452.67								94,736.84		160,189.51
Movimiento de Integración y Liberación Homosexual								91,368.00							91,368.00
ONG Migrantes por el Maule					30,000.00				15,000.00					20,000.00	65,000.00
Panamerican Health Organization/World Health Organization (PAHO/WHO)			1,816,480.00												1,816,480.00
United Nations Children's Fund (UNICEF)	1,879,020.56					828,000.00	288,000.00	1,084,600.00	3,615,200.00	43,500.00			1,056,034.37	348,900.00	9,143,254.93
United Nations Educational, Scientific and Cultural Organization (UNESCO)	65,000.00														65,000.00
United Nations Entity for Gender Equality and the Empowerment of Women (UNWOMEN)										200,000.00					200,000.00
United Nations High Commissioner for Refugees (UNHCR)			2,895,500.92		6,400,000.00	2,345,573.20		5,300,000.00		1,200,000.00		2,058,000.00	732,000.00	700,000.00	21,631,074.12
United Nations Office of the High Commissioner for Human Rights (OHCHR)								446,111.29							446,111.29
United Nations Population Fund (UNFPA)			50,000.00							300,000.00				110,000.00	460,000.00
World Vision					63,020.00	295,268.00						31,966.00			390,254.00
Colombia	28,456,152.56	104,432,644.00	96,829,881.00	4,652,276.00	123,952,601.15	42,834,041.10	3,573,146.52	60,759,645.45	27,480,384.00	20,079,376.40	4,175,769.17	27,523,704.35	17,627,104.00	13,492,682.00	575,869,407.70
ACTED		194,400.00								219,950.00			65,000.00		479,350.00
Action against Hunger		197,727.00	1,049,086.00	6,954.00	581,247.00		392,105.00						356,943.00		2,584,062.00
ActionAid		5,000.00			406,889.00			99,713.00		158,610.00					670,212.00
Adventist Development and Relief Agency (ADRA)		58,200.00	362,875.00					230,000.00							651,075.00
Alianza por la Solidaridad		958,020.00								637,100.00			250,500.00		1,845,620.00
Americares Foundation			10,000,000.00												10,000,000.00
ASOCIACIÓN ALAS DE LIBERTAD MANOS DE AMOR, BENDICIONES Y GRATITUD	107,795.00	76,997.00	59,031.00		75,457.00		30,500.00		123,194.00	51,331.00	56,464.00	70,837.00		32,100.00	683,706.00
Asociación Deredez por las víctimas de frontera connacionales	28,000.00										42,800.00				70,800.00
Asociación Mujeres Positivas Activas	100,000.00	3,000.00			100,000.00					100,000.00		80,000.00			383,000.00















ORGANIZACIÓN															Grand Total
Blumont								2,703,168.00				951,354.96	449,784.00		4,104,306.96
CARE			2,336,977.00	828,028.00	1,021,000.00	155,182.10		172,000.00		1,418,498.00	280,000.00				6,211,685.10
Caritas Germany		174,373.00	34,400.00	67,994.00		55,423.00		155,614.00	6,461.00			258,300.00	15,420.00		767,985.00
Caritas Switzerland		72,000.00		86,700.00	1,309,200.00	1,944,000.00		217,600.00	40,800.00			79,200.00	213,000.00		3,962,500.00
Corporación Alianza Humanitaria Tricolor					265,000.00					45,000.00	10,000.00				320,000.00
Corporación Dios nos Brinda una Segunda Oportunidad	350,000.00														350,000.00
Cuso International					68,203.00										68,203.00
Danish Refugee Council (DRC)					1,493,780.00	4,214,312.00		510,000.00		292,800.00		500,000.00	700,000.00		7,710,892.00
De Pana Que Sí					25,000.00					25,000.00				5,000.00	55,000.00
Diakonie Katastrophenhilfe	712,934.00	360,000.00	515,761.00		528,053.16	52,318.00		371,615.00		95,323.00			127,672.00	195,890.00	2,959,566.16
Fundación Aires de Esperanza	153,000.00				73,500.00				52,500.00						279,000.00
Fundación Alianzas Solidarias								12,200.00		6,800.00					19,000.00
Fundación Brisas del Norte			180,000.00					150,000.00	200,000.00						530,000.00
Fundación Cultural Simón Bolívar					185,000.00					15,000.00	3,500.00				203,500.00
Fundación Operación Libertad Internacional					338,000.00			9,000.00		6,500.00			11,500.00		365,000.00
Fundación RadaBer	1,024,386.00				3,219,516.00			895,614.00						334,000.00	5,473,516.00
FUNDACION REDHUMANIST								78,750.00							78,750.00
Fundación Sin Frontera Manizales					178,500.00					80,000.00					258,500.00
Fundación Tierra de Paz									1,250,000.00						1,250,000.00
Fundación Venezuela & Colombia													193,650.00		193,650.00
German Development Cooperation Agency GIZ					1,412,620.00			2,493,100.00							3,905,720.00
GOAL					664,000.00	150,000.00									814,000.00
Halü Bienestar Humano Foundation (HALU)			1,775,000.00		210,000.00	415,400.00				172,000.00			1,397,000.00	30,000.00	3,999,400.00
Heartland Alliance International (HAI)					698,952.00			68,244.00		700.00		349,962.00			1,117,858.00
HIAS	140,000.00		629,500.00		1,379,000.00	175,000.00		269,500.00		1,165,000.00					3,758,000.00
Humanity & Inclusion			1,526,952.00		1,400,000.00										2,926,952.00
iMMAP Inc.														1,297,572.00	1,297,572.00
IMPACT Initiatives (REACH)														440,000.00	440,000.00
International Committee for the Development of People (CISP)	8,000.00		32,600.00		69,000.00	32,440.00		24,000.00		18,800.00			111,400.00		296,240.00
International Labour Organization (ILO)					1,765,185.00										1,765,185.00
International Organization for Migration (IOM)	1,732,000.00		60,000,000.00	1,713,600.00	39,644,995.00			6,640,900.00	4,275,000.00	2,035,000.00	3,671,500.00	8,004,140.00	4,680,000.00	2,052,821.00	134,449,956.00
International Rescue Committee (IRC)	385,000.00				1,231,846.00	2,100,000.00		49,998.00	117,500.00	211,000.00				360,000.00	4,455,344.00















ORGANIZACIÓN															Grand Total
IsraAID	80,650.00				164,729.00			9,878.00	4,800.00						260,057.00
Jesuit Refugee Service (JRS)			37,950.00	44,273.00	594,764.00			934,950.00				763,197.00	290,605.00		2,665,739.00
LLANOVENCOL					1,608,900.00										1,608,900.00
Lutheran World Federation	170,000.00				130,000.00					6,250.00	18,250.00		906,800.00		1,231,300.00
Malteser International		10,039.00	1,448,627.00		183,535.00		19,392.00	84,760.00		172,013.00					1,918,366.00
MedGlobal			149,620.00												149,620.00
Mercy Corps			2,484,468.00		9,841,563.00	762,798.00		3,032,670.00	145,275.00						16,266,774.00
Norwegian Refugee Council (NRC)	1,207,000.00	4,780,800.00			973,675.00		34,123.00	1,533,000.00		32,000.00		220,000.00	437,000.00		9,217,598.00
OXFAM			192,955.00	477,727.00	85,604.47	195,909.00		807,820.45					632,955.00	102,728.00	2,495,698.92
Panamerican and Caribbean Union for Human Rights									20,000.00						20,000.00
Panamerican Development Foundation			204,000.00	720,000.00	2,117,200.00	60,000.00		276,000.00	1,290,000.00	38,400.00	30,000.00	900,000.00		30,000.00	5,665,600.00
Panamerican Health Organization/World Health Organization (PAHO/WHO)			1,248,000.00												1,248,000.00
Plan International	2,982,393.00	108,767.00	88,142.00		1,273,731.00	349,795.00		269,827.00	233,030.00	282,861.00			929,646.00	22,635.00	6,540,827.00
Profamilia Association			1,606,452.00		44,186.52		125,648.52			84,746.40	34,255.17				1,895,288.62
Red Cross Colombia		255,000.00	821,517.00	7,000.00	2,073,000.00	2,762,389.00	84,768.00	162,504.00	118,882.00	35,730.00		2,700,954.00	80,000.00	9,000.00	9,110,744.00
RET International					38,740.00			15,000.00							53,740.00
Samaritan's Purse		278,800.00	322,000.00				88,000.00	9,438.00		10,275.00			10,000.00		718,513.00
Save the Children International (SCI)	1,370,988.00		2,565,200.00		1,660,175.00	792,882.00	445,630.00	176,014.00	1,708,832.00				158,500.00		8,878,221.00
Solidarités International		720,380.00		700,000.00	175,000.00	99,000.00		42,000.00				575,000.00	936,088.00		3,247,468.00
SOS Children's Villages	775,670.56								848,634.00			206,059.39			1,830,363.95
United Nations Children's Fund (UNICEF)	11,667,227.00		862,598.00		5,605,757.00		2,311,635.00		6,621,826.00	2,340,428.00			4,121,141.00	4,081,689.00	37,612,301.00
United Nations Development Programme (UNDP)					4,176,201.00									123,484.00	4,299,685.00
United Nations Entity for Gender Equality and the Empowerment of Women (UNWOMEN)					6,277,000.00	382,500.00		1,085,000.00		1,580,000.00	29,000.00			1,420,000.00	10,773,500.00
United Nations Food and Agricultural Organization (FAO)		5,267,500.00			1,488,000.00										6,755,500.00
United Nations High Commissioner for Refugees (UNHCR)			215,000.00		6,961,961.00	25,677,675.00		36,040,746.00	8,283,654.00	2,420,166.00		10,160,640.00		1,886,463.00	91,646,305.00
United Nations Office of the High Commissioner for Human Rights (OHCHR)								460,022.00							460,022.00
United Nations Population Fund (UNFPA)			5,802,170.00			1,172,500.00				6,147,095.00				992,300.00	14,114,065.00
United Nations Programme for Human Settlements (UN Habitat)					37,500.00										37,500.00
Welcome Venezuela										175,000.00					175,000.00












ORGANIZACIÓN															Grand Total
World Bank	54,000.00		279,000.00		959,000.00										1,292,000.00
World Food Programme (WFP)	4,807,109.00	88,046,867.00			18,928,000.00		15,000.00							77,000.00	111,873,976.00
World Vision	600,000.00	2,212,119.00			167,936.00		26,345.00	669,000.00	2,139,996.00			174,000.00	550,000.00		6,539,396.00
ZOA		652,655.00			42,500.00	1,284,518.00						1,530,060.00	2,500.00		3,512,233.00
Ecuador	24,617,076.99	42,889,199.23	23,991,815.30	714,459.37	55,932,802.92	22,895,404.33	2,681,218.35	42,067,110.04	15,630,734.58	12,811,844.84	3,532,349.44	22,594,211.25	6,233,298.78	12,188,064.96	288,779,590.38
ActionAid			5,600.00		457,481.15	16,000.00		7,000.00							486,081.15
Adventist Development and Relief Agency (ADRA)		425,000.00	500,000.00		130,000.00		80,000.00	230,000.00	146,000.00			800,000.00	200,000.00		2,511,000.00
Alas de Colibrí Foundation	25,448.00		516,535.52		183,048.56	334,141.62		172,887.92		546,158.04	261,048.00	78,031.44		87,305.98	2,204,605.08
Asociación Civil Lluvia Arcoiris	55,000.00				85,000.00			22,000.00		20,000.00				15,000.00	197,000.00
Asociación de Ciudadanos Migrantes Por Venezuela	204,518.50				152,000.00										356,518.50
Asociación de Venezolanos en Eloy Alfaro	4,000.00	5,000.00						6,000.00		6,000.00					21,000.00
Asociación Venezuela en Ecuador AC			200,000.00												200,000.00
AVSI Foundation					281,715.52	183,646.29		201,716.79	108,768.33	131,584.08		951,973.15	80,000.00	84,743.37	2,024,147.53
CARE			358,350.00		254,000.00	148,200.00		90,000.00	6,000.00	99,500.00		283,000.00	94,000.00	45,200.00	1,378,250.00
Caritas Ecuador		12,000.00	43,365.00		42,000.00			49,400.00				42,590.00			189,355.00
ChildFund International	115,500.00				1,182,100.00			77,000.00	108,000.00	285,600.00			154,000.00	13,500.00	1,935,700.00
COOPI - International Cooperation Foundation					640,000.00			63,000.00	392,000.00	133,000.00			54,000.00		1,282,000.00
Corporación de Desarrollo de Ambato y Tungurahua					274,000.00										274,000.00
CRISFE Foundation					270,000.00									200,000.00	470,000.00
Cuso International					304,391.00										304,391.00
Danielle's Children Fund (DCF)								370,000.00							370,000.00
Development and Self-Management Center	784,759.86				569,023.86				359,349.24						1,713,132.96
Diálogo Diverso								366,900.00						9,600.00	376,500.00
Educational Foundation Rada					200,000.00										200,000.00
Ending Violence Against Migrants								842,400.00							842,400.00
Fondo Ecuatoriano Populorum Progressio					60,700.00									1,000.00	61,700.00
Foundation for the Integration and Development of Latin America (FIDAL)					34,200.00			22,400.00							56,600.00
Foundation of the Americas (FUDELA)	661,550.00	25,200.00			1,064,520.00		248,200.00	945,000.00	34,200.00	18,000.00					2,996,670.00
Fundación Arupo			57,550.00					14,875.00							72,425.00
Fundación Doña Milagros	39,600.00				12,000.00			34,000.00		26,200.00			12,000.00		123,800.00
Fundación Esquel			185,000.00												185,000.00
Fundación Hacienda Panas	146,120.00				202,744.00									24,000.00	372,864.00

ORGANIZACIÓN															Grand Total
Fundación Hermandad Integrada por la Solidaridad del Inmigrante	7,200.00		12,000.00		24,800.00			24,000.00	10,500.00	2,500.00				5,200.00	86,200.00
Fundación Honrar la Vida	8,066.00	8,800.00							3,134.00						20,000.00
Fundación Manos Venezolanas		37,262.00	22,262.00		16,612.00			25,222.00				62,262.00			163,620.00
Fundación MUEVE			59,500.00		52,500.00										112,000.00
Fundación Mujer & Mujer					10,000.00			20,000.00		30,000.00				45,000.00	105,000.00
Fundación Quimera					80,000.00					89,000.00					169,000.00
German Development Cooperation Agency GIZ					1,230,000.00										1,230,000.00
HIAS			1,122,508.92		944,892.53	1,742,491.98		1,980,298.56		746,371.28		1,796,235.22		28,153.45	8,360,951.94
Humanity & Inclusion	250,000.00							100,000.00							350,000.00
iMMAP Inc.														525,100.00	525,100.00
IMPACT Initiatives (REACH)														120,000.00	120,000.00
Institute of Natural and Cultural Heritage (IPANC)	250,000.00														250,000.00
International Committee for the Development of People (CISP)	355,899.00	321,224.00	1,594,411.55	189,084.00	574,666.23		1,113,328.35	483,974.44	69,084.00	153,444.43	84,651.44	310,200.00	339,500.00	573,684.40	6,163,151.84
International Labour Organization (ILO)					12,300,000.00			300,000.00						2,800,000.00	15,400,000.00
International Organization for Migration (IOM)	2,580,300.00	1,871,694.25	13,191,080.00	525,375.37	14,319,250.50	9,251,674.00	606,250.00	8,374,750.00	5,116,125.00	2,759,500.00	3,110,750.00	15,023,812.66	2,160,598.78	4,202,125.00	83,093,285.56
International Rescue Committee (IRC)	187,136.00		16,000.00		54,064.00	59,400.00			33,040.00				30,000.00		379,640.00
Jesuit Refugee Service (JRS)	113,911.00		70,000.00		76,528.00	170,510.00		226,890.00	5,184.00	36,462.00		407,370.00		42,798.00	1,149,653.00
Kimirina Cooperation			425,000.00												425,000.00
Las Reinas Pepiadas														390,000.00	390,000.00
Lunita Lunera Foundation										2,779,475.00				168,000.00	2,947,475.00
Mision Scalabriniana - Ecuador		86,500.00			1,150,000.00	244,019.00		340,000.00	750,000.00			154,332.00	39,200.00	8,000.00	2,772,051.00
Norwegian Refugee Council (NRC)	380,000.00				780,000.00	363,000.00		5,365,000.00				705,000.00	190,000.00	100,000.00	7,883,000.00
Organized Front of Venezuelans for Service and Assistance Association	7,200.00		8,900.00		12,000.00			33,800.00		20,800.00	8,400.00			10,500.00	101,600.00
Panamerican Development Foundation					187,500.00	300,000.00	155,000.00	600,000.00							1,242,500.00
Panamerican Health Organization/World Health Organization (PAHO/WHO)			270,000.00												270,000.00
Permanent Human Rights defense Committee (CDH)	37,000.00				87,500.00			145,000.00			6,000.00			5,000.00	280,500.00
Plan International					124,620.12										124,620.12
Plataforma de Personas que Ejercen Trabajo Sexual										144,000.00					144,000.00
Red Cross Ecuador		47,149.00	571,288.00		35,200.00			3,600.00						34,500.00	691,737.00
RET International	555,500.00				50,000.00			30,000.00	5,000.00	5,000.00					645,500.00















ORGANIZACIÓN															Grand Total
Solidarity and Action Association	20.00								34,000.00			15,000.00			49,020.00
SOS Children's Villages									1,037,550.00						1,037,550.00
Takuna Foundation							201,320.60								201,320.60
Tarabita Foundation	55,000.00	16,500.00													71,500.00
Terranueva Foundation					700,000.00					300,000.00					1,000,000.00
United Nations Children's Fund (UNICEF)	5,004,942.92		678,000.00			4,000,000.00	478,440.00	758,250.00	5,819,550.00				2,880,000.00		19,619,182.92
United Nations Development Programme (UNDP)					334,745.45										334,745.45
United Nations Educational, Scientific and Cultural Organization (UNESCO)	9,335,120.00													356,600.00	9,691,720.00
United Nations Entity for Gender Equality and the Empowerment of Women (UNWOMEN)					99,000.00					110,000.00	27,000.00			17,500.00	253,500.00
United Nations High Commissioner for Refugees (UNHCR)	2,719,285.71		1,116,964.31		12,712,500.00	4,962,321.44		16,011,369.09	1,581,250.01	1,806,250.01		1,964,404.78		1,105,654.76	43,980,000.11
United Nations Office of the High Commissioner for Human Rights (OHCHR)								223,055.64							223,055.64
United Nations Office on Drugs and Crime (UNODC)											34,500.00				34,500.00
United Nations Population Fund (UNFPA)			2,967,500.00			1,120,000.00				2,515,000.00				1,160,000.00	7,762,500.00
United Nations Programme for Human Settlements (UN Habitat)					25,000.00										25,000.00
World Bank					796,000.00										796,000.00
World Council of Credit Unions					1,099,500.00					40,000.00					1,139,500.00
World Food Programme (WFP)		40,032,869.98													40,032,869.98
World Vision	74,000.00				617,000.00			3,306,000.00	12,000.00	8,000.00				9,900.00	4,026,900.00
Young Potential Development Ecuador SA (LAB XXI)	660,000.00				1,040,000.00										1,700,000.00
Peru	21,553,290.00	18,259,832.00	33,151,548.00	856,104.00	64,852,911.00	25,839,927.00	2,142,913.00	48,883,129.00	15,776,344.00	15,659,411.00	7,744,404.00	18,283,140.00	9,863,719.00	11,589,503.00	294,456,175.00
Acción y Desarrollo					33,000.00			11,200.00							44,200.00
Action against Hunger		3,591,250.00	136,500.00		1,233,400.00	1,407,600.00	82,500.00	13,000.00				55,250.00	714,651.00		7,234,151.00
Adventist Development and Relief Agency (ADRA)	420,000.00	225,000.00	307,656.00					1,100,000.00							2,052,656.00
Angeles del Camino			2,800.00		11,350.00		1,200.00	30,500.00	3,500.00	3,000.00		800.00			53,150.00
Apurimac ETS			132,500.00				3,800.00	3,650.00		13,620.00					153,570.00
Asociación Caritas Madre de Dios					53,042.00			20,891.00	64,969.00	20,890.00	53,042.00				212,834.00
ASOCIACIÓN DE VENEZOLANOS EN TRUJILLO	90,000.00		180,000.00		50,000.00			66,000.00							386,000.00

ORGANIZACIÓN															Grand Total
Asociación Fundación contra el Hambre Perú					60,213.00			1,222.00							61,435.00
Asociación Misioneros de San Carlos Scalabrinianos					28,890.00			39,220.00	6,400.00			207,600.00	8,800.00		290,910.00
Asociacion Proteccion Poblacion Vulnerable			50,000.00		100,000.00			40,000.00	90,000.00	60,000.00					340,000.00
Asociación Quinta Ola					700.00			14,500.00	9,000.00	152,485.00					176,685.00
ASOCIACIÓN VENEINTEGRA			10,620.00		146,621.00			38,832.00	75,885.00		3,760.00	118,393.00	30,582.00		424,693.00
AVSI Foundation				980.00	10,644.00	640.00						34,600.00		6,084.00	52,948.00
Blumont												200,000.00			200,000.00
CARE					461,500.00	60,000.00		408,856.00	45,000.00	31,000.00		26,000.00			1,032,356.00
Caritas Peru		81,020.00		108,624.00		79,856.00		480,059.00				357,486.00	250,633.00		1,357,678.00
Caritas Switzerland		8,640.00				46,720.00		3,600.00				18,400.00			77,360.00
Cayetano Heredia University			40,000.00					80,000.00							120,000.00
CCEFIRO Association								125,000.00							125,000.00
CEDRO					1,634,644.00										1,634,644.00
Centro de Atencion Psicosocial (CAPS)								1,059,000.00	48,500.00	54,300.00					1,161,800.00
Centro de Desarrollo Humano		12,000.00		31,500.00				51,500.00		3,000.00	19,500.00	36,500.00			154,000.00
Centro de Servicios para al capacitación Laboral y el Desarrollo	150,000.00														150,000.00
CESAL	98,683.00	96,711.00	21,316.00		157,368.00		33,157.00	52,107.00	11,053.00	1,316.00		56,580.00	71,053.00		599,344.00
CHS Alternativo											13,800.00				13,800.00
Consejo Interreligioso del Perú - Religiones por la Paz		7,000.00			20,200.00							42,000.00		23,000.00	92,200.00
COOPI - International Cooperation Foundation			255,000.00		375,000.00			75,000.00					1,380,000.00		2,085,000.00
Cuso International					254,000.00										254,000.00
Danish Refugee Council (DRC)						370,000.00		790,000.00							1,160,000.00
Encuentros SJS (Servicio Jesuita de la Solidaridad)								306,442.00							306,442.00
Foro Salud Callao			750,000.00												750,000.00
German Development Cooperation Agency GIZ					566,800.00			850,200.00							1,417,000.00
German Sparkassenstiftung Latin America and the Caribbean (DSIK)					120,000.00										120,000.00
Hanns-Seidel-Stiftung					25,500.00			67,827.00							93,327.00
HELVETAS Swiss Intercooperation			1,050,000.00		57,500.00		120,000.00								1,227,500.00
HIAS		168,000.00	213,020.00		323,796.00	272,109.00		127,130.00	78,920.00	116,280.00		228,879.00		15,000.00	1,543,134.00
Humanity & Inclusion			246,000.00							10,000.00					256,000.00
iMMAP Inc.														525,000.00	525,000.00
IMPACT Initiatives (REACH)														120,000.00	120,000.00

ORGANIZACIÓN															Grand Total
Instituto de Democracia y Derechos Humanos - Pontificia Universidad Católica del Perú	9,987.00									5,000.00	4,302.00				19,289.00
Instituto de Promoción del Desarrollo Solidario					240,000.00										240,000.00
International Federation of the Red Cross (IFRC)					70,000.00										70,000.00
International Labour Organization (ILO)					1,500,000.00			10,000.00						280,000.00	1,790,000.00
International Organization for Migration (IOM)	4,601,640.00	5,639,000.00	10,429,250.00	715,000.00	21,192,340.00	11,006,697.00	640,000.00	12,413,000.00	3,635,000.00	4,796,000.00	5,265,000.00	7,851,400.00	6,378,000.00	5,031,590.00	99,593,917.00
International Rescue Committee (IRC)	200,000.00		1,161,437.00		300,000.00				1,251,975.00	834,648.00		209,138.00		85,000.00	4,042,198.00
Japan Agency for Development and Emergency								120,000.00							120,000.00
Joint United Nations Programme on HIV/AIDS (UNAIDS)			5,000.00		10,000.00		3,500.00	28,500.00							47,000.00
Lutheran World Relief								126,748.00						54,320.00	181,068.00
MAG-The Bay					160,000.00				112,000.00						272,000.00
Más Igualdad Perú								22,000.00							22,000.00
Movimiento Migrante	240,000.00		100,000.00		1,100,000.00				200,000.00	285,000.00				20,000.00	1,945,000.00
OASIVEN			4,932,000.00		1,550,000.00			3,312,000.00							9,794,000.00
Panamerican Development Foundation	2,410,500.00		250,000.00		1,084,207.00			692,126.00		226,427.00		261,741.00			4,925,001.00
Panamerican Health Organization/World Health Organization (PAHO/WHO)			90,000.00											30,000.00	120,000.00
Partners in Health		17,059.00	1,290,698.00				25,756.00	21,584.00				8,967.00			1,364,064.00
Pasos Firmes								218,000.00				8,000.00	100,000.00		326,000.00
Plan International	200,000.00		300,000.00		326,200.00			325,600.00	60,000.00						1,211,800.00
PRISMA					1,850,113.00										1,850,113.00
Programa de Soporte a la autoayuda de personas seropositivas			76,400.00					4,300.00		1,000.00					81,700.00
Red Cross Peru			800,000.00					50,000.00							850,000.00
RET International	4,990,000.00				4,308,000.00	4,145,000.00		5,745,000.00	1,800,000.00	1,555,000.00	1,520,000.00			686,000.00	24,749,000.00
Ronald McDonald House		50,000.00	20,000.00					30,000.00	30,000.00			400,000.00			530,000.00
Save the Children International (SCI)		1,701,152.00					21,500.00								1,722,652.00
Sección Peruana de Amnistía Internacional					45,000.00					30,000.00					75,000.00
Si, Da Vida			4,500.00												4,500.00
SOS Children's Villages									457,595.00						457,595.00
TECHO	60,000.00	75,000.00										305,000.00		28,000.00	468,000.00
Terre des Hommes Suisse					42,000.00			24,000.00		4,000.00	13,000.00			10,000.00	93,000.00
Unión Venezolana en Perú			230,000.00		1,483,000.00			750,000.00		625,000.00				12,000.00	3,100,000.00

ORGANIZACIÓN															Grand Total
United Nations Children's Fund (UNICEF)	2,504,000.00		436,000.00		20,000.00	2,300,000.00	850,000.00		2,700,000.00	100,000.00			1,030,000.00	170,000.00	10,110,000.00
United Nations Development Programme (UNDP)					1,400,000.00									400,000.00	1,800,000.00
United Nations Educational, Scientific and Cultural Organization (UNESCO)	645,500.00														645,500.00
United Nations High Commissioner for Refugees (UNHCR)	4,167,529.00		5,147,620.00		19,385,328.00	5,764,209.00		17,166,969.00	4,502,376.00	4,598,419.00		7,764,406.00		3,281,585.00	71,778,441.00
United Nations Office of the High Commissioner for Human Rights (OHCHR)								465,684.00							465,684.00
United Nations Office on Drugs and Crime (UNODC)											300,000.00				300,000.00
United Nations Population Fund (UNFPA)			4,393,091.00			387,096.00				2,000,678.00				710,924.00	7,491,789.00
United Nations Programme for Human Settlements (UN Habitat)					25,000.00										25,000.00
VeneActiva		88,000.00	90,140.00		468,926.00		1,500.00	585,958.00		84,348.00				36,000.00	1,354,872.00
Venezuelan's International Care Assistance	724,000.00				250,000.00		80,000.00	498,000.00			544,000.00			40,000.00	2,136,000.00
We World GVC	41,451.00				193,136.00			210,000.00							444,587.00
World Bank					80,000.00									25,000.00	105,000.00
World Council of Credit Unions					1,319,400.00					48,000.00					1,367,400.00
World Food Programme (WFP)		6,500,000.00					280,000.00								6,780,000.00
World Vision					726,093.00			207,924.00	594,171.00						1,528,188.00
Caribbean	4,759,005.55	2,672,133.00	5,371,386.00	428,560.00	8,811,129.65	6,169,619.50	486,500.00	15,593,631.94	3,317,333.00	4,716,535.85	1,976,050.00	4,407,500.00	1,550,400.00	4,375,156.65	64,634,941.14
Adventist Development and Relief Agency (ADRA)					20,938.00					25,034.00			59,850.00		105,822.00
Asociación Aves	5,995.00	6,433.00	3,436.00		17,421.00									14,900.00	48,185.00
Caribbean Centre for Human Rights					25,000.00										25,000.00
Caritas Willemstad									250,000.00	100,000.00					350,000.00
Catholic Commission for Social Justice/Archdiocese's Ministry For Migrant And Refugees		1,258,000.00	156,000.00						511,000.00			71,000.00			1,996,000.00
Chosen Hands (Arts and Wellness Program)					75,000.00					50,000.00					125,000.00
Colonia Foundation of Venezuelans in the Dominican Republic (FUNCOVERD)	18,000.00		18,000.00			18,000.00									54,000.00
Dominican Institute for Integrated Development	7,550.00		71,600.00	5,160.00	112,510.00	94,800.00			56,875.00	20,090.00		9,000.00			377,585.00

ORGANIZACIÓN															Grand Total
Fundación Pro-Integración Inclusión y Participación	20,000.00				15,000.00				30,000.00				20,000.00		85,000.00
Fundación Venezolanos en San Cristóbal	3,500.00		4,500.00			1,000.00									9,000.00
Globalzate Radio					18,000.00									5,000.00	23,000.00
Heartland Alliance International (HAI)											2,500.00				2,500.00
HIAS					456,757.10	22,170.00		238,030.05		841,711.85				96,000.00	1,654,669.00
Human Rights Defence Curaçao	35,000.00							275,000.00		30,000.00	30,000.00				370,000.00
iMMAP Inc.														315,000.00	315,000.00
International Labour Organization (ILO)					170,000.00										170,000.00
International Organization for Migration (IOM)	652,600.00	946,300.00	1,189,850.00	255,900.00	2,759,300.00	243,720.00	15,000.00	1,650,000.00	40,450.00	552,200.00	1,761,550.00	1,497,500.00	245,550.00	1,725,650.00	13,535,570.00
La Casita Hispanic Cultural Centre		54,000.00			180,000.00					64,000.00	80,000.00				378,000.00
Living Water Community		255,000.00													255,000.00
Panamerican Development Foundation	261,000.00		254,000.00		285,000.00	491,080.00		363,000.00						5,000.00	1,659,080.00
Panamerican Health Organization/World Health Organization (PAHO/WHO)		10,000.00												10,000.00	20,000.00
Rape Crisis Society of Trinidad and Tobago										64,000.00					64,000.00
Salú pa Tur Foundation			1,287,000.00												1,287,000.00
The Heroes Foundation	150,000.00	20,000.00			53,000.00										223,000.00
United Nations Children's Fund (UNICEF)	1,256,700.00		365,000.00			1,449,560.00	459,500.00		1,630,000.00	20,000.00			810,000.00	175,000.00	6,165,760.00
United Nations High Commissioner for Refugees (UNHCR)	2,344,160.55		2,015,000.00	150,000.00	4,573,203.55	3,831,289.50		12,610,824.75	679,008.00	1,575,000.00	75,000.00	2,830,000.00	350,000.00	1,878,606.65	32,912,093.00
United Nations Office of the High Commissioner for Human Rights (OHCHR)								456,777.14							456,777.14
United Nations Office on Drugs and Crime (UNODC)											27,000.00				27,000.00
United Nations Population Fund (UNFPA)										1,370,000.00				150,000.00	1,520,000.00
United Nations Programme for Human Settlements (UN Habitat)					50,000.00										50,000.00
VeneAruba Solidaria							12,000.00		120,000.00				65,000.00		197,000.00
Venex Curaçao Foundation		122,400.00		17,500.00											139,900.00
Venezuelan Emigrant Foundation (FEV)	4,500.00		7,000.00			18,000.00				4,500.00					34,000.00
Centro America & Mexico	1,549,554.61	1,505,763.61	5,182,373.52	1,003,293.92	8,869,300.99	4,700,549.00	300,000.00	10,673,751.25	3,723,640.61	3,274,898.23	348,000.00	7,103,205.37	4,022,011.99	4,195,748.21	56,452,091.30
ASOCIACION DE EMPRESARIOS VENEZOLANOS EN MÉXICO					148,000.00									24,500.00	172,500.00

ORGANIZACIÓN															Grand Total
Asociación de Mujeres Venezolanas en México					148,000.00									24,500.00	172,500.00
Asociación de Venezolanos en México			27,600.00		27,600.00			4,800.00						40,000.00	100,000.00
City of Knowledge					50,000.00										50,000.00
Danish Refugee Council (DRC)					150,000.00	1,875,000.00		2,620,000.00							4,645,000.00
Fundación Activados Panamá					1,206,290.00			110,000.00							1,316,290.00
Fundación Espacio Creativo	11,250.00				25,000.00			22,000.00	15,000.00						73,250.00
Fundación Humano y Libre		268,263.61	298,265.52	22,700.00	40,446.21				279,529.00	109,536.62		487,814.00	242,754.99	60,771.00	1,810,080.95
HIAS					610,000.00			800,000.00		400,000.00					1,810,000.00
iMMAP Inc.														1,102,500.00	1,102,500.00
International Committee for the Development of People (CISP)			192,000.00		55,000.00	280,000.00	150,000.00		25,200.00	50,000.00	105,000.00	375,000.00	710,000.00	56,000.00	1,998,200.00
International Organization for Migration (IOM)	395,748.00	1,162,500.00	1,755,940.00	290,500.00	1,900,500.00	360,200.00		1,745,000.00	132,000.00	331,000.00	203,000.00	3,804,790.00	1,486,100.00	1,104,700.00	14,671,978.00
International Rescue Committee (IRC)				32,121.73	936,128.27				6,750.00					66,000.00	1,041,000.00
Norwegian Refugee Council (NRC)					25,000.00	50,000.00		110,000.00				130,000.00			315,000.00
RET International	65,000.00	15,000.00	14,000.00		80,000.00	16,000.00		34,000.00	180,000.00	108,600.00			48,000.00	20,000.00	580,600.00
Save the Children International (SCI)		30,000.00							25,000.00						55,000.00
United Nations Children's Fund (UNICEF)	181,000.00		444,000.00				150,000.00	120,000.00	2,557,400.00	295,000.00		105,000.00	1,466,000.00	382,000.00	5,700,400.00
United Nations Entity for Gender Equality and the Empowerment of Women (UNWOMEN)			80,000.00					100,000.00		170,000.00					350,000.00
United Nations High Commissioner for Refugees (UNHCR)	896,556.61	30,000.00	1,276,568.00	657,972.19	3,467,336.51	1,769,349.00		5,007,951.25	262,761.61	320,761.61	40,000.00	2,170,601.37	69,157.00	1,024,777.21	16,993,792.36
United Nations Population Fund (UNFPA)			1,094,000.00							1,490,000.00				290,000.00	2,874,000.00
World Vision						350,000.00			240,000.00			30,000.00			620,000.00
Southern Cone	1,246,037.00	1,402,315.00	1,955,819.43	706,050.00	12,222,857.00	4,865,088.88	278,100.00	9,084,857.00	1,384,318.00	1,623,061.00	765,950.00	7,475,225.00	1,094,881.00	5,100,546.00	49,205,105.31
Adventist Development and Relief Agency (ADRA)					100,000.00							15,000.00			115,000.00
Argentine Commission for Refugees and Migrants (CAREF)								4,025.00		18,630.00				20,125.00	42,780.00
Asociación Civil El Paso											6,750.00				6,750.00
Caritas Bolivia	22,500.00	31,000.00			10,000.00			182,000.00	300.00		3,000.00	106,000.00			354,800.00
Comisión Episcopal de la Pastoral de Migrantes e Itinerantes					56,500.00			30,000.00			15,000.00				101,500.00
CPUED					74,000.00										74,000.00
Fundación Scalabrini Bolivia					464,000.00							660,000.00			1,124,000.00

[illegible]

COVERS PHOTO CREDITS



© IOM/ Elizabeth Rivera

© IOM/ Gema Cortes



© IOM/ Astrid Paz

© IOM/ Gema Cortes



© IOM/ Astrid Paz

© IOM/ Gema Cortes



© UNHCR/ Carreño

© UNHCR/ Carreño



© Medical Teams/ Lina Hernández

© UNHCR/ Daniel Salgar



© UNHCR/ Omar Ganchala

© IOM/ Gema Cortes



© Hias/ Juan Manuel Mora

© UNICEF/ Castro



© IOM/ Gema Cortes

© IOM/ Gema Cortes



© IOM/ Gema Cortes

© IFRC/ Corallo



© UNHCR/ Viviana Murillo

© UNHCR/ Viviana Murillo



Inter-Agency Coordination
Platform for Refugees and
Migrants from Venezuela



RESPONSEFORVENEZUELANS



PLATAFORMA_R4V



R4V.INFO



RMRP.R4V.INFO/2023-2024