



PROTECTION MONITORING IN TACNA REPORT OF EMERGENCY SITUATION – APRIL 2023


Cover photo: People stranded on the Chile-Peru border.

Under the coordination of UNHCR and HIAS, five rounds of **Protection Monitoring** have been implemented at the border point, streets and bus terminals in the city of Tacna. The information was obtained on March 23 and 30, and April 6, 13, and 20, 2023, surveying a total of 632 people attempting to cross the Peru-Chile border (232 travel groups). This analysis was prepared to contribute to the design of the humanitarian response to mitigate protection risks.

300 to 450 persons
estimated stranded both in the city of Tacna and on the border line.

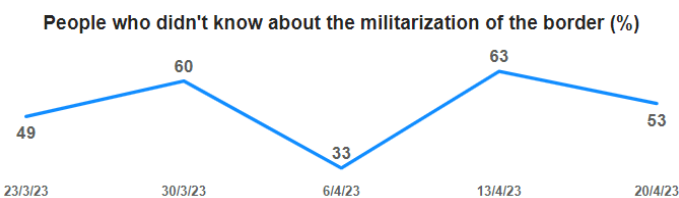
Border situation – Days and attempts to cross and security incidents

Each monitoring round identified travel groups that had the intention of crossing into Chile but were prevented from doing. People have tried to cross the border at least 3 times, **attempts to cross occur mainly at night (62%)** and early in the morning (43%). In some cases, **people have paid to try to cross (14%)**, sometimes without success.



7
Average days at the border*

4
Average # of border crossing attempts



On average, people are waiting 7 days before crossing the border, but this changes according to the monitoring point. People who have been consulted **at the border** have been waiting for an average of **2 days to cross**. People who returned to the city of Tacna and are **in parks/streets or in bus terminals** have been waiting an average of **10 days to cross**.

Most of the people interviewed decide to cross towards Chile to be **reunited with family (67%)** and search for better job opportunities (52%). In contrast to their motivations for displacement, the short-term intentions of people prevented from continuing their travel route change with the passing of days and the difficulty of covering basic needs. In the latest round of monitoring, people intending to reach Chile have been waiting 12 days (on average) to cross.

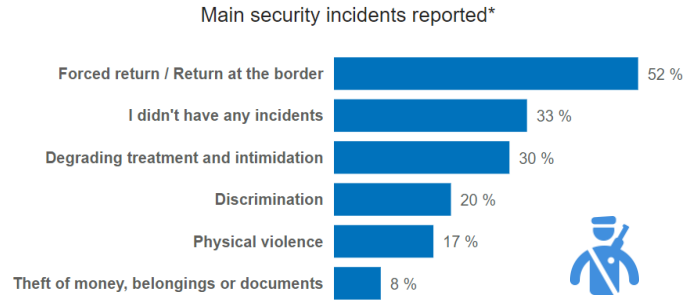
UNHCR thanks its donors for their support and look forward to further cooperation.



UNHCR would also like to thank Private Donors



The most reported security incident in recent weeks is **forced returns (61%)** when trying to cross the border line, perpetrated by either **Chilean or Peruvian police forces/military**. In both profiles, **55%** of the persons interviewed reported receiving verbal aggression or intimidation (75%) or episodes of physical aggression (25%) during the process; in previous rounds shots into the air made during these returns were reported (5.4%).



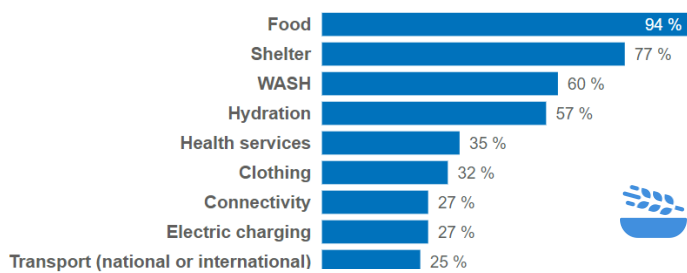
*Multiple choice question, the percentage will not necessarily add up to 100%.

Main needs of the people consulted: Food and Safe Spaces

Persons interviewed reported needing **food, accommodation, toilets/showers (WASH) and hydration points**. During the last round of monitoring (20/04/2023), 50% of the traveling groups had not been able to eat for at least the last 2 days, with access to only snacks and water. In addition, only 14% have been able to stay in a shelter or safe space, the rest sleeping in streets, parks, bus terminals or the border line, in tents next to their bags and clothes.

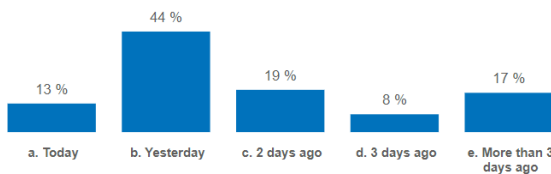
50% of the traveling groups have not been able to eat for at least the last 2 days

Main reported needs*

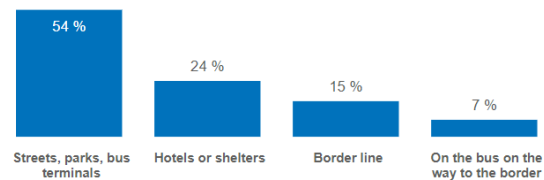


People who sleep in parks or streets are more food insecure, as 20% more of people that used hotels or shelters reported having eaten the same day compared to those that slept in streets, parks, or bus terminals.

When did you last eat?

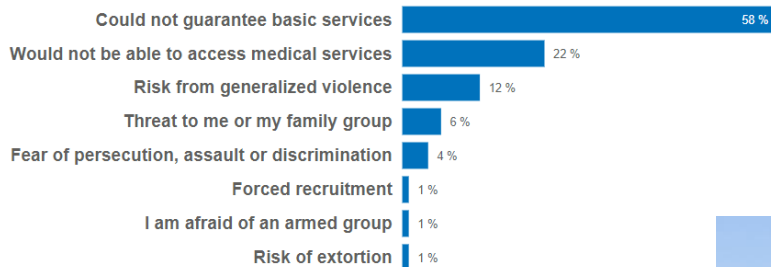


Where did you sleep last night?



Risk of return to the country of origin

What risks would you face if you had to return to your country of origin?



78% of the total number of people interviewed would present risk if they return to their country of origin

A total of 70% of people that reported forced returns would face the risk of **not being able to cover livelihoods in their home country**, which reduces their capacity to face this security incident.



Figure 1. Tents used by people in squares or parks in the city of Tacna.