

ECUADOR

KEY FIGURES

END OF YEAR 2021

R4V Inter-Agency Coordination Platform for Refugees and Migrants from Venezuela

© WFP / Ana Buitrón



PEOPLE IN NEED

682 K



PEOPLE TARGETED

362 K



PEOPLE REACHED

283 K



TOTAL REQUIREMENTS



FUNDED

\$69.5 M
• (30%)

UNMET

\$164 M
• (70%)



41

REPORTING PARTNERS



40

IMPLEMENTING PARTNERS



11,262

REPORTED ACTIVITIES

NUMBER OF ORGANIZATIONS

14

DONORS

7

FUNDED ORGS.

SITUATION

By the end 2021, over 500,000 refugees and migrants from Venezuela were living in Ecuador. In this context, the Government of Ecuador announced a new regularization exercise, with expected implementation in 2022. The initiative has the potential to address the needs of hundreds of thousands of Venezuelans and advance their integration into society, as over 60 per cent reported being in an irregular situation during the [Joint Needs Assessment \(JNA\)](#) conducted by 21 GTRM partners in May 2021. Moreover, 75% reported having to recur to coping mechanisms due to their vulnerable situation, such as skipping meals, which indicates the devastating impact of the pandemic on the ability of Venezuelans to meet their basic needs.

Despite movement restrictions related to the COVID-19 pandemic, Ecuador continued to witness the arrival and transit of refugees and migrants from Venezuela through irregular movements, leading to heightened protection risks. In response, R4V partners expanded the use of the inter-agency Border Monitoring and Population Profiling System in order to monitor population flows, provide assistance, estimate irregular movements, and plan its response and advocacy efforts accordingly.

RESPONSE

The Working Group on Refugees and Migrants (GTRM in Spanish) – the R4V Platform in Ecuador – strengthened its evidence-based planning and response through a multisectoral inter-agency joint needs assessment carried out by 21 partners, reaching over 9,000 Venezuelans through interviews with 2,278 household representatives. In order to address more localized information needs, the GTRM developed a Rapid Interagency Evaluation tool (ERI, for its Spanish acronym) and conducted six assessments throughout the year, to identify population profiles and assess their needs and integration levels in Ambato, Huaquillas, Machala, Latacunga, Pindal and Santo Domingo. In addition, three new local-level GTRMs were established across the country, resulting in a total of ten local GTRMs, which coordinate

the response with partners, the Government and other relevant stakeholders at the field level.

In 2021, R4V partners reached approximately 216,000 refugees and migrants and 68,000 members of host communities with activities in 130 municipalities. There was an important increase in the scope of Integration Sector assistance (reaching 49% of the target set for the year, in comparison to only 7% in 2020), highlighting the enhanced focus on socioeconomic integration in the response. Moreover, and in line with inclusion efforts, there was an increase in Education Sector partners' assistance to improve access to and retention of children in the national education system, as well as for activities within the Protection Sector, such as legal counselling and support to access documentation, assistance to unaccompanied and separated children and other children at risk, and support to survivors of gender-based violence.

To support the Government of Ecuador in implementing its COVID-19 vaccination plan, which was inclusive of refugees and migrants, the GTRM established an Intersectoral Vaccination Support Group, which developed and coordinated communication campaigns and supported the Ministry of Health's operational efforts. In light of that, there was an increase in Health and WASH Sector assistance compared to 2020, particularly in the context of the COVID-19 pandemic.

Particularly for refugees and migrants in transit through Ecuador, cash and voucher assistance (CVA), Food Security and Shelter Sector support were crucial elements of the R4V response. However, despite the critical needs, there was a decrease in the number of recipients of multipurpose CVA in 2021, compared to 2020. Worrying funding gaps in multipurpose CVA negatively impacted Venezuelans' capacity to meet their basic needs and live in safe and dignified conditions, and increased their vulnerability and exposure to negative coping mechanisms, hampering their socioeconomic integration prospects. Furthermore, although food assistance was identified as the principal need of refugees and migrants in the JNA, Food Security Sector support remained at similar levels compared to 2020.














Institutional strengthening and support to the Government were at the center of the GTRM response in sectors such as Protection, Health and Education, among others. In this context, partners provided support through capacity development activities for approximately 60,000 participants from public institutions across the country, as well as 1,232 institutional support initiatives.

Ecuador. The GTRM will also work to strengthen linkages with development actors, financial institutions and the private sector, with a view to promote coherence and synergies in humanitarian and development actions in relation to strategic policy, alliances and investments that are inclusive of refugees and migrants.

LESSONS LEARNED

In the face of heightened humanitarian, protection and socioeconomic needs and funding shortages, in 2022 the GTRM will work to enhance intersectoral coordination to encourage complementarity of interventions in

POPULATION TARGETED AND REACHED, FINANCIAL REQUIREMENT AND FUNDING*

Sector	People reached	% Reached	Reached Targeted	People targeted	Requirements (USD)	Funded* (USD)	Funded Requirements	PiN
 Education	44.3 K	65%	<div style="width: 65%;"><div style="width: 65%;"></div></div>	68.4 K	\$14.5 M	\$788 K	<div style="width: 5%;"><div style="width: 5%;"></div></div>	143 K
 Food Security	158 K	63%	<div style="width: 63%;"><div style="width: 63%;"></div></div>	252 K	\$40.9 M	\$30.5 M	<div style="width: 75%;"><div style="width: 75%;"></div></div>	458 K
 Health	79.1 K	58%	<div style="width: 58%;"><div style="width: 58%;"></div></div>	135 K	\$9.83 M	\$895 K	<div style="width: 9%;"><div style="width: 9%;"></div></div>	426 K
 Humanitarian Transportation	4.52 K	89%	<div style="width: 89%;"><div style="width: 89%;"></div></div>	5.07 K	\$88.7 K	\$18.6 K	<div style="width: 21%;"><div style="width: 21%;"></div></div>	39.7 K
 Integration	42.5 K	49%	<div style="width: 49%;"><div style="width: 49%;"></div></div>	87.6 K	\$74.9 M	\$3.59 M	<div style="width: 5%;"><div style="width: 5%;"></div></div>	581 K
 Nutrition	459	6%	<div style="width: 6%;"><div style="width: 6%;"></div></div>	7.81 K	\$151 K	-	<div style="width: 0%;"><div style="width: 0%;"></div></div>	55.9 K
 Protection	130 K	49%	<div style="width: 49%;"><div style="width: 49%;"></div></div>	266 K	\$26.2 M	\$5.51 M	<div style="width: 21%;"><div style="width: 21%;"></div></div>	503 K
 Child Protection	40.7 K	228%	<div style="width: 100%;"><div style="width: 100%;"></div></div>	17.9 K	\$5.93 M	\$512 K	<div style="width: 8%;"><div style="width: 8%;"></div></div>	159 K
 Gender-Based Violence (GBV)	20.7 K	60%	<div style="width: 60%;"><div style="width: 60%;"></div></div>	34.4 K	\$5.16 M	\$288 K	<div style="width: 6%;"><div style="width: 6%;"></div></div>	322 K
 Human Trafficking & Smuggling	116	4%	<div style="width: 4%;"><div style="width: 4%;"></div></div>	2.87 K	\$3.03 M	\$182 K	<div style="width: 6%;"><div style="width: 6%;"></div></div>	113 K
 Shelter	66.0 K	88%	<div style="width: 88%;"><div style="width: 88%;"></div></div>	75.4 K	\$12.5 M	\$1.79 M	<div style="width: 14%;"><div style="width: 14%;"></div></div>	256 K
 WASH	83.0 K	33%	<div style="width: 33%;"><div style="width: 33%;"></div></div>	254 K	\$4.50 M	\$556 K	<div style="width: 12%;"><div style="width: 12%;"></div></div>	501 K
 Multipurpose Cash Assistance	51.0 K	26%	<div style="width: 26%;"><div style="width: 26%;"></div></div>	196 K	\$30.2 M	\$1.24M	<div style="width: 6%;"><div style="width: 6%;"></div></div>	531 K

* Funding information as reported to the [Financial Tracking Service \(FTS\)](#). This may not accurately represent all funds actually applied to each sector or country of the RMRP response, as unarmarked funds from donors may not be reported to FTS with a sector or country designation at the time of receipt by RMRP partners.