

END OF YEAR 2021

KEY FIGURES



CHILD PROTECTION



Inter-Agency Coordination Platform for Refugees and Migrants from Venezuela

© UNHCR / Diana Díaz

 PEOPLE IN NEED

1.70 M

 PEOPLE TARGETED

349 K

 PEOPLE REACHED

158 K

 29 REPORTING PARTNERS
 56 IMPLEMENTING PARTNERS
 3,687 REPORTED ACTIVITIES

 TOTAL FINANCIAL REQUIREMENTS





FUNDED

\$8.83 M
• (21%)

UNMET

\$33.8 M
• (79%)

NUMBER OF ORGANIZATIONS

 DONORS 12
 FUNDED ORGS. 6

SITUATION

In 2021, COVID-19 continued to complicate outreach to communities and refugees' and migrants' ability to access services. *Studies* by R4V partners indicated that the pandemic has further limited access by refugee and migrant children and their families to food, education and healthcare; that gender-based violence (GBV) was the most recurrent form of violence affecting Venezuelan refugee and migrant *girls* and adolescents in Colombia, Peru and Ecuador, including sexual, physical and psychological violence and xenophobia; and that the decrease in income for Venezuelan families led to increased child labour, marriage or early unions, voluntary separation from parents and caregivers when they left the country, and *recruitment* by irregular armed groups. R4V partners engaged and coordinated efforts with host governments to identify and support unaccompanied and separated children (*UASC*), but adolescents traveling through uncontrolled points of entry and/or without documentation often prevented them from accessing services, such as vaccines.

RESPONSE

In 2021, Child Protection Sub-sector partners reached a total of 158,025 beneficiaries with assistance, including 71,743 girls and 66,687 boys, for a total of 138,430 children assisted; while 19,591 adults (12,326 women and 7,265 men) were supported through capacity-building activities. A total of 85 organizations (29 appealing partners and 56 implementing partners) were involved in carrying out 3,687 reported activities across 10 countries.

The Regional Child Protection Sub-sector contributed to strengthening partners' capacities for the protection of refugee and migrant children and adolescents with virtual training spaces, including Clinical Patient Management Systems (CPMS) webinars with 665 participants from 21 countries in the region; providing an internal materials repository and

trainings on child protection with a focus on UASCs and GBV survivors; and engaging in online capacity-building together with the GBV Sub-sector to train partners in providing remote psychosocial support for Venezuelan refugee and migrant adolescents who are survivors of GBV. The Subsector also engaged partners in studies spearheaded by the Protection Sector on double jeopardy and organized crime affecting Venezuelan refugee and migrant children and adolescents, and an analysis of the child labor situation in this same group of interest.

To promote advocacy actions for the protection of children in emergencies, within the Quito Process framework for a protocol / mechanism to establish regional guidelines, Child Protection Subsector partners designed a regional campaign on UASCs to be implemented in 2022.

LESSONS LEARNED

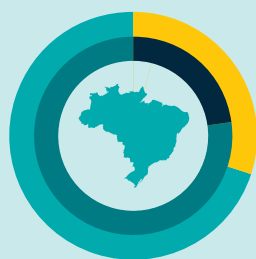
Limited funding resulted in limitations in the ability to develop databases for refugee and migrant unaccompanied and separated children in the region, which are needed for public policies to provide specialized child protection services, family reunification, and regularization to UASC. Support for UASC continues to be a priority, and greater investment is needed to identify, negotiate and create mechanisms between countries to identify UASC and provide them with child protection services.

In 2022, digital platforms will continue to be used to strengthen partners' capacities to protect children. Coordination with other sectors and sub-sectors will also remain a priority, to ensure child protection across all sectoral interventions of the R4V response.

PEOPLE REACHED AND DESIGNATED FUNDING BY NATIONAL AND SUB-REGIONAL PLATFORM*

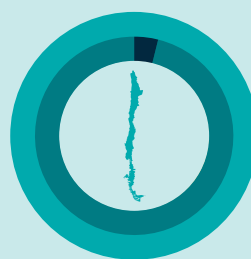
● People reached ● People targeted ● Funded (USD)* ● Unmet (USD)*

BRAZIL



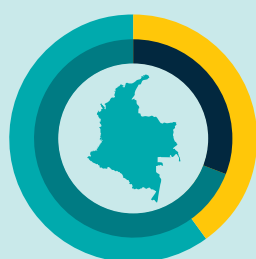
●	15.9 K	(30%)
●	52.3 K	(70%)
●	8.33 K	(23%)
●	2.74 M	(77%)

CHILE




●	-	-
●	2.80 K	(100%)
●	29.7 K	(4%)
●	711 K	(96%)

COLOMBIA



●	98.8 K	(40%)
●	248 K	(60%)
●	7.35 M	(31%)
●	16.0 M	(69%)

ECUADOR



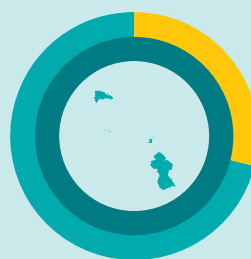
●	40.7 K	(228%)
●	17.9 K	(0%)
●	512 K	(9%)
●	5.42 M	(91%)

PERU



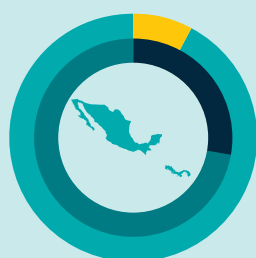
●	5.40 K	(14%)
●	39.9 K	(86%)
●	18.0 K	(0%)
●	6.05 M	(100%)

CARIBBEAN




●	588	(29%)
●	2.05 K	(71%)
●	-	-
●	-	-

CENTRAL AMERICA & MEXICO



●	85	(8%)
●	1.08 K	(92%)
●	60.7 K	(28%)
●	159 K	(72%)

SOUTHERN CONE



●	2.91 K	(157%)
●	1.86 K	(0%)
●	-	-
●	-	-

* Funding information as reported to the [Financial Tracking Service \(FTS\)](#). This may not accurately represent all funds actually applied to each sector or country of the RMRP response, as unearmarked funds from donors may not be reported to FTS with a sector or country designation at the time of receipt by RMRP partners.