

BRAZIL

KEY FIGURES

END OF YEAR 2021



Inter-Agency Coordination
Platform for Refugees and
Migrants from Venezuela

© IOM / Bruno Mancinelle



PEOPLE
IN NEED

379 K



PEOPLE
TARGETED

184 K



PEOPLE
REACHED

168 K



TOTAL
REQUIREMENTS



FUNDED

\$41.3 M
• (42%)

UNMET

\$56.2 M
• (58%)



22

REPORTING
PARTNERS



22

IMPLEMENTING
PARTNERS



3,197

REPORTED
ACTIVITIES

NUMBER OF ORGANIZATIONS

15

DONORS

5

FUNDED ORGS.

SITUATION

While land borders remained closed for most of 2021, the second year of the COVID-19 pandemic saw increased irregular arrivals of refugees and migrants along the northern border between Brazil and Venezuela, many in even worse conditions than before, including greater numbers of indigenous families (mainly Warao, Eñepa and Pemón-Taurepang).

Brazil's 'Operation Welcome' (Operação Acolhida) maintained its commitment to humanitarian principles and continued to provide assistance to vulnerable refugees and migrants from Venezuela, regardless of their legal status. Refugees and migrants who arrived in the country prior to the introduction of entry restrictions were able to access basic services - including social welfare and poverty-reduction cash transfers - on an equal basis with nationals.

Through [Ordinance 655](#), issued in June, the Federal Government lifted restrictions on the admission of refugees and migrants from Venezuela on humanitarian grounds, which in turn allowed the documentation of those who had entered Brazil irregularly after the border closure in March 2020. Under this framework, the Federal Police issued 43,647 entry permits during the year, and the overall population of refugees and migrants from Venezuela in Brazil grew to 305,076.

However, because the number of Venezuelans waiting to be regularized in Pacaraima surpassed the processing capacity of the authorities, some 4,000 refugees and migrants were in situations of homelessness in the border town, as of December 2021.

RESPONSE

As a response to the increased arrivals of refugees and migrants in irregular situations during the first quarter of 2021, the R4V Platform supported Operation Welcome in designing and carrying out a vulnerability assessment through which 5,400 people were interviewed and 3,300 were sheltered. R4V also supported Operation Welcome in opening five new shelters in Boa Vista

and Pacaraima, and in expanding two existing facilities, increasing by 4,510 spaces the overall capacity of the 12 shelters in Roraima.

The Federal Government continued the internal relocation strategy with R4V partners' support, through which almost 20,000 refugees and migrants were provided with humanitarian transportation, job placement support, family reunification and temporary housing to facilitate their local integration in 2021. Over 66,000 Venezuelans have been internally relocated since 2018 - April marked the milestone of 50,000 Venezuelans internally relocated - which has allowed them to find better integration opportunities in almost 800 cities across Brazil. This year, the Integration Sector also supported the design and roll-out of the Regional Interiorization Clusters (NURINs), multi-sectoral coordination structures that support local authorities in implementing the interiorization strategy.

As a result of advocacy by the R4V Platform, refugees and migrants from Venezuela were included in the COVID-19 National Immunization Plan. Health Sector partners supported the public response to COVID-19 and donated antigen test kits, conducted regular monitoring of suspected cases of COVID-19 among refugees and migrants in Operation Welcome shelters, and supported COVID-19 vaccinations.

To address practical difficulties with civil registration of Brazilian children born to refugee and migrant parents, the R4V Platform issued a [technical guidance note](#) on the right to civil birth registration, which is guaranteed to children born in Brazil, in accordance with Brazilian and international law.

Partners also conducted a comprehensive technical assessment of WASH conditions in all Operation Welcome shelters in Boa Vista and Pacaraima. This included recommendations to meet Sphere standards on water supply, hygiene, sanitation, drainage, solid waste, and vector control.

Education partners supported the integration of internally relocated Venezuelan students into the formal education system in destination cities through information sessions and booklets to inform families about childrens' rights to access education in the country. To facilitate Venezuelan





































childrens' access to public schools in Pacaraima, R4V partners translated primary education placement exams into Spanish.

In 2021, the R4V Platform held regular meetings between Federal Government and Operation Welcome officials and R4V sectors and partners, thereby strengthening coordination. The Platform's membership was expanded with nine new organizations, bringing the total to 55 in Brazil. The Information Management Working Group also expanded its role and produced key inter-agency tools, such as a 3W dashboard, a 5W of the RMRP 2021, and conducted a [Joint Needs Assessment](#) (JNA).

LESSONS LEARNED

In the last months of 2021, R4V partners' capacities to provide direct assistance to refugees and migrants across Brazil were impacted due to a lack of funding, which affected internal relocation and other integration initiatives. Smaller organizations at the forefront of the response were particularly impacted by underfunding, which limited their capacity to respond to the needs of refugees and migrants outside the northern region, where Operation Welcome operates.

POPULATION TARGETED AND REACHED, FINANCIAL REQUIREMENT AND FUNDING*

Sector	People reached	% Reached	Reached Targeted	People targeted	Requirements (USD)	Funded* (USD)	Funded Requirements	People in need
 Education	28.9 K	56%		51.6 K	\$5.43 M	\$1.44 M		74.5 K
 Food Security	24.5 K	36%		67.6 K	\$3.14 M	\$12.4 M		145 K
 Health	55.4 K	64%		86.5 K	\$7.90 M	\$584 K		157 K
 Humanitarian Transportation	21.3 K	52%		41.1 K	\$8.24M	\$2.82 M		45.4 K
 Integration	41.7 K	61%		68.5 K	\$17.6 M	\$662 K		142 K
 Nutrition	11.1 K	13%		82.9 K	\$3.65 M	\$127 K		109 K
 Protection	152 K	106%		143 K	\$8.78 M	\$404 K		283 K
 Child Protection	15.5 K	30%		52.3 K	\$3.57 M	\$833 K		79.7 K
 Gender-Based Violence (GBV)	3.87 K	31%		12.5 K	\$534 K	\$33.3 K		100 K
 Human Trafficking & Smuggling	67	5%		1.23 K	\$501 K	\$30.5 K		25.9 K
 Shelter	31.1 K	51%		73.5 K	\$12.4 M	\$333 K		98.8 K
 WASH	74.1 K	104%		71.2 K	\$10.4 M	\$4.76 M		152 K
 Multipurpose Cash Assistance	19.9 K	31%		63.4 K	\$11.2 M	\$8.17 M		215 K

* Funding information as reported to the [Financial Tracking Service \(FTS\)](#). This may not accurately represent all funds actually applied to each sector or country of the RMRP response, as unarmarked funds from donors may not be reported to FTS with a sector or country designation at the time of receipt by RMRP partners.