

RMRP 2022

# PERU



**POPULATION PROJECTION**  
1.57 M



**PEOPLE IN NEED**  
1.70 M



**PEOPLE TARGETED**  
894 K



**TOTAL REQUIREMENTS**  
\$304 M

IN DESTINATION	1.45 M	1.01 M	522 K
HOST COMMUNITY	-	618 K	339 K
IN TRANSIT	113 K	66.2 K	32.7 K



**RMRP PARTNERS**  
55

## SITUATION

Peru is the country hosting the second largest number of refugees and migrants from Venezuela, with an estimated 1,286,000 Venezuelans living in the country, including 530,000 asylum-seekers. To mitigate the risks of COVID-19, Peru had maintained its land borders closed since March of 2020, and access by land to the territory has only been possible through irregular entry points, giving rise to increased activities by criminal networks that operate in these areas, including human traffickers and smugglers. While many Venezuelans continue to arrive to Peru as their final destination, on average 30 per cent of refugees and migrants from Venezuela entering the country are in-transit to Chile or other countries. It is estimated that by the end of 2022 some 1.45 million refugees and migrants from Venezuela will be residing in Peru.

The National R4V Coordination Platform in Peru's (GTRM by its Spanish acronym) Joint Needs Assessment (JNA) in 2021 found that the living conditions of refugees and migrants from

Venezuela as well as of affected communities in the country are dire: less than half of the refugee and migrant respondents noted having enough income to satisfy their basic needs, and 30 per cent mentioned having to beg in order to meet daily food needs. Nearly 70 per cent of those surveyed said that members of their communities did not have stable housing in early 2021. Access to regularization, documentation and information are pivotal and transversal needs across all sectors of the response, as key factors hindering integration and access to rights and services for refugees and migrants.

The Government of Peru has demonstrated its commitment to supporting the refugee and migrant population from Venezuela, including by providing two alternative regularization processes: the Temporary Permanence Permit Card (CPP) and the humanitarian residency permit, directed towards asylum-seekers. These processes are anticipated to continue throughout 2022.





## RESPONSE PRIORITIES

- 1 Providing **humanitarian assistance and protection** to the most vulnerable refugees and migrants from Venezuela as well as to affected host communities, and ensuring their access to information on rights and services.
- 2 Advancing **regularization/ documentation** processes to guarantee **access to fundamental rights and essential basic services** such as health, shelter, water, sanitation and hygiene.
- 3 Support **integration** through awareness-raising, social cohesion, education, and livelihood opportunities, including the validation of academic degrees and promoting decentralized job opportunities where professionals are needed in locations beyond Lima.

A large component of the response will concentrate in Lima, where 75 per cent of the Venezuelan population in Peru resides, as well as in border areas of Tumbes to the north and Puno and Tacna to the south, and the neighbouring regions of La Libertad, Moquegua, and Piura.























Life-saving assistance in the form of food assistance and multipurpose cash and voucher assistance (CVA) will account for almost 30 per cent of the overall funding request. Protection (including the work of the Child Protection, GBV, and Human Trafficking and Smuggling Sub-sectors) and Integration will be amongst the largest Sectors, each comprising approximately 20 per cent of the funding request.

## NUMBER OF ORGANIZATIONS AND FINANCIAL REQUIREMENTS BY ORGANIZATION TYPE

	 International NGOs	 National NGOs / CSOs <sup>‡</sup>	 Others <sup>‡‡</sup>	 UN Agencies
<b>Financial requirements</b>	16.0%	2.40%	2.52%	79.1%
<b>Organizations</b>	<b>19</b>	<b>13</b>	<b>10</b>	<b>13</b>

<sup>‡</sup> Civil Society Organizations.  
<sup>‡‡</sup> Others include the Red Cross Movement, academia and faith based organizations.  
 The list of organizations only includes appealing organizations under the RMRP, many of which collaborate with implementing partners to carry out RMRP activities.

## POPULATION IN NEED AND TARGET, FINANCIAL REQUIREMENTS AND NUMBER OF PARTNERS BY SECTOR

Sector	People in need (PiN)*	 Targeted  In need	People targeted*	Financial requirements (USD)	Partners
 Education	763 K		173 K	16.6 M	15
 Food security	1.49 M		381 K	45.4 M	15
 Health	1.34 M		480 K	30.4 M	22
 Humanitarian Transportation	443 K		7.77 K	570 K	4
 Integration	1.37 M		365 K	59.4 M	25
 Nutrition	383 K		42.2 K	1.20 M	6
 Protection**	907 K		300 K	45.6 M	36
 Child protection	248 K		58.0 K	8.79 M	12
 Gender Based Violence (GBV)	516 K		62.6 K	12.8 M	19
 Human Trafficking & Smuggling	704 K		170	2.89 M	7
 Shelter	1.05 M		59.6 K	11.2 M	11
 WASH	762 K		379 K	9.07 M	12
 Multipurpose Cash Assistance	-	-	121 K	52.5 M	17
 Common services***	-	-	-	7.53 M	14

\* Refugees and migrants in-transit are included in the national totals.

\*\* This includes Support Spaces

\*\*\* This includes AAP, Communication, Coordination, CwC/ C4D, Fundraising, Information Manager, PSEA and Reporting.