

RMRP 2022

COLOMBIA



POPULATION PROJECTION
5.51 M

PEOPLE IN NEED
4.83 M

PEOPLE TARGETED
2.14 M

TOTAL REQUIREMENTS
\$803 M

IN DESTINATION	2.45 M	2.01 M	1.16 M
PENDULAR	1.87 M	1.12 M	2.02 K
RETURNEES	980 K	645 K	241 K
HOST COMMUNITY	-	876 K	364 K
IN TRANSIT	211 K	179 K	172 K

RMRP PARTNERS
78

SITUATION

As of August 2021, Colombia hosted 1.84 million refugees and migrants from Venezuela, more than any other country in the region. Still affected by the economic impacts of the COVID-19 pandemic, refugees and migrants from Venezuela, including Colombian returnees, face obstacles to exercise their rights, access public services, earn livelihoods and meet their basic needs. Their situation is aggravated by a lack of documentation and widespread irregularity. According to the National R4V Platform in Colombia (GIFMM)'s [Joint Needs Assessment \(JNA\)](#) conducted in June 2021, of the population in-destination, 77 per cent of Venezuelan refugee and migrant households surveyed lacked access to healthcare; 26 per cent of children were not attending school; 24 per cent of households faced food insecurity; 25 per cent consumed poor quality water; 36 per cent lived in overcrowded conditions; and 31 per cent were at risk of eviction due to their inability to pay

rent and utilities. Results of the [Joint Characterization of Mixed Movements](#) of the population in-transit in 2021, meanwhile, indicate that one-third of those surveyed faced protection risks during their journeys, including robberies, physical violence, and threats, nearly double that of 2020.





In this challenging context, the Government of Colombia created a Temporary Protection Status for Venezuelans (TPS, or ETPV, by its Spanish acronym), which will provide eligible Venezuelans with a 10-year residence permit. Registration for the TPS is well underway and the first permits have been issued. By expanding access to documentation and regular status, the TPS will enhance protection as well as access to livelihoods, public services and essential goods and services for refugees and migrants from Venezuela, thereby facilitating their integration.

RESPONSE PRIORITIES

- 1 Promote refugees' and migrants' **access to regularization and documentation processes**, and the asylum system through technical guidance, information campaigns, and legal assistance for refugees and migrants from Venezuelan.
- 2 Enhance **socio-economic and cultural integration** by promoting peaceful coexistence between refugees and migrants from Venezuela and their host communities, providing opportunities for formal employment and entrepreneurship, supporting insertion in the labor market and effective access to the social protection system.
- 3 Provide **humanitarian assistance** through food and nutrition assistance, WASH services and items, cash and voucher assistance (CVA), physical and mental health services (with a focus on access to COVID-19 vaccinations), shelter solutions, humanitarian transportation, education, and prevention and response to protection threats and incidents, such as GBV, human trafficking and child protection issues, including through the network of Support Spaces and service points.





























Regularization, documentation, integration and inclusion are cross-cutting priorities for the RMRP 2022. The RMRP 2022 in Colombia foresees a comprehensive and coordinated response in 29 of Colombia's 32 departments and the Capital District, implemented through 79 partners, including for the first time 14 Venezuelan refugee- and migrant-led diaspora organizations.

NUMBER OF ORGANIZATIONS AND FINANCIAL REQUIREMENTS BY ORGANIZATION TYPE

	 International NGOs	 National NGOs / CSOs [‡]	 Others ^{‡‡}	 UN Agencies
Financial requirements	24.2%	1.31%	5.80%	68.6%
Organizations	41	17	7	13

[‡] Civil Society Organizations.
^{‡‡} Others include the Red Cross Movement, academia and faith based organizations.
 The list of organizations only includes appealing organizations under the RMRP, many of which collaborate with implementing partners to carry out RMRP activities.

POPULATION IN NEED AND TARGET, FINANCIAL REQUIREMENTS AND NUMBER OF PARTNERS BY SECTOR

Sector	People in need (PiN)*	 Targeted  In need	People targeted*	Financial requirements (USD)	Partners
 Education	3.11 M		449 K	50.2 M	25
 Food Security	4.41 M		1.58 M	173 M	13
 Health	4.56 M		2.02 M	154 M	40
 Humanitarian Transportation	445 K		89.9 K	3.26 M	11
 Integration	4.59 M		152 K	134 M	37
 Nutrition	1.93 M		125 K	4.32 M	8
 Protection**	4.42 M		503 K	78.6 M	43
 Child Protection	1.69 M		148 K	24.4 M	21
 Gender Based Violence (GBV)	909 K		304 K	15.7 M	26
 Human Trafficking & Smuggling	677 K		34.3 K	4.38 M	8
 Shelter	3.93 M		303 K	33.7 M	16
 WASH	3.61 M		545 K	29.1 M	32
 Multipurpose Cash Assistance	-	-	605 K	84.1 M	26
 Common Services***	-	-	-	14.4 M	14

* Refugees and migrants in-transit are included in the national totals.

** This includes Support Spaces

*** This includes AAP, Communication, Coordination, CwC/ C4D, Fundraising, Information Management, PSEA and Reporting.