

CENTRAL AMERICA & MEXICO



POPULATION PROJECTION
265 K

PEOPLE IN NEED
175 K

PEOPLE TARGETED
55.6 K

TOTAL REQUIREMENTS
\$24.1 M

IN DESTINATION	250 K	149 K	50.5 K
HOST COMMUNITY	-	16.4 K	681
IN TRANSIT	14.9 K	9.53 K	4.47 K

RMRP PARTNERS
6

SITUATION

The three countries of the sub-region (Panama, Costa Rica, Mexico) have long been destination as well as transit countries for refugees and migrants, with most arrivals of Venezuelans by air and through official points of entry, until recently. Starting in mid-2021, a significant increase in land movements of refugees and migrants from Venezuela was observed through Central America and Mexico. By October 2021, almost 2,000 refugees and migrants from Venezuela had crossed the dangerous jungle route through the Darien Gap from Colombia into Panama, and there were over 10,000 encounters of Venezuelans attempting to enter the United States through the land border with Mexico

in September 2021 alone. As of October 2021, there were an estimated 234,500 refugees and migrants from Venezuela in the sub-region, expected to reach 265,000 by December 2022.





Border closures and the socio-economic impact of the COVID-19 pandemic have contributed to a notable increase in irregular movements of refugees and migrants from Venezuela in the sub-region, exposing them to protection risks such as assaults, robbery, violence (including GBV), smuggling and human trafficking. The COVID-19 pandemic has also caused suspensions and delays in asylum and migratory regularization processes, and limited opportunities for socio-economic integration.

RESPONSE PRIORITIES

- 1 Protection:** provide accurate information and legal assistance on access to asylum systems, regularization of migration status, access to rights and documentation. In addition to technical support provided to government entities, coordination among R4V partners and sectors will be enhanced to improve protection monitoring, outreach to refugees and migrants from Venezuela, and to ensure access to social protection services in host countries.
- 2 Integration:** build capacity among key stakeholders from the public and private sectors to facilitate and improve access to labour insertion and livelihoods opportunities for refugees and migrants from Venezuela.
- 3 Social cohesion and peaceful coexistence:** promote social cohesion and reduce xenophobia, through social media campaigns and community-based interventions, to raise awareness of the situation of refugees and migrants.































In 2022, R4V partners in Panama, Mexico and Costa Rica will increase efforts to support enabling protection environments, promote the integration of refugees and migrants from Venezuela in host communities, ensure access to territory and documentation, and respond to specific protection risks (including GBV and child protection). Joint advocacy of R4V partners, effective coordination mechanisms and increased support to national services will be critical in all three countries to ensure that refugees and migrants from Venezuela have access to services on equal terms as nationals. Activities for two-way communication and information-sharing with affected communities (CwC) are foreseen by the Health, Education and Protection Sectors. Finally, cash and voucher-based assistance (CVA) will be increased to meet basic needs related to shelter, food, health, WASH and protection, as well as multipurpose cash assistance (MPC).

NUMBER OF ORGANIZATIONS AND FINANCIAL REQUIREMENTS BY ORGANIZATION TYPE

	 International NGOs	 National NGOs / CSOs [‡]	 Others ^{‡‡}	 UN Agencies
Financial requirements	11.3%	-	-	88.7%
Organizations	3	-	-	3

[‡] Civil Society Organizations.
^{‡‡} Others include the Red Cross Movement, academia and faith based organizations.
 The list of organizations only includes appealing organizations under the RMRP, many of which collaborate with implementing partners to carry out RMRP activities.

POPULATION IN NEED AND TARGET, FINANCIAL REQUIREMENTS AND NUMBER OF PARTNERS BY SECTOR

Sector	People in need (PiN)*	 Targeted  In need	People targeted*	Financial requirements (USD)	Partners
 Education	21.4 K		1.72 K	867 K	3
 Food Security	145 K		8.05 K	1.22 M	3
 Health	117 K		11.2 K	2.35 M	3
 Humanitarian Transportation	1.55 K		500	45.0 K	1
 Integration	138 K		14.0 K	6.79 M	6
 Nutrition	17.1 K		-	-	-
 Protection**	154 K		19.4 K	7.01 M	6
 Child Protection	11.1 K		760	206 K	3
 Gender Based Violence (GBV)	45.2 K		1.07 K	656 K	4
 Human Trafficking & Smuggling	36.4 K		-	85.0 K	2
 Shelter	100 K		6.20 K	1.45 M	4
 WASH	91.5 K		7.70 K	358 K	3
 Multipurpose Cash Assistance	-		3.92 K	2.24 M	3
 Common Services***	-		-	803 K	3

* Refugees and migrants in-transit are included in the national totals.

** This includes Support Spaces

*** This includes AAP, Communication, Coordination, CwC/ C4D, Fundraising, Information Management, PSEA and Reporting.